



STIP

Programa de Mejoras del Sistema de Transporte Estatal
Ejercicios fiscales 2024-2027



Georgia Department of Transportation



Envíe sus comentarios al coordinador
del STIP:

STIP Coordinator

Correo electrónico:
STIPCoordinator@dot.ga.gov

Georgia Department of Transportation
Office of Planning
600 West Peachtree Street, NW,
Atlanta, GA 30308


Teléfono: 404.631.1987




Certificación del proceso de planificación del sistema de transporte estatal

De acuerdo con el Título 23 del Código de Regulaciones Federales (CFR, por su sigla en inglés), 450.218, el Departamento de Transporte de Georgia (*Georgia DOT/GDOT*) por este medio certifica que el proceso de planificación del transporte estatal se ocupa de problemas importantes que enfrenta el estado y sus áreas no urbanizadas, y que se lleva a cabo de conformidad con los siguientes requisitos:

- i. Título 23, Código de Estados Unidos (USC, por su sigla en inglés), 134 y 135, Título 49, USC, 5303 y 5304, y esta parte;
- ii. Título VI de la Ley de Derechos Civiles de 1964, y sus enmiendas (Título 42, USC, 2000d-1) y Título 49, (CFR), parte 21;
- iii. Título 49, USC, 5332, que prohíbe la discriminación por motivos de raza, color de piel, credo, origen nacional, género o edad, en oportunidades de empleo o negocios;
- iv. Artículo 11101 (e)(2)(A) de la Ley de Empleo e Inversiones en Infraestructura (IIJA, en inglés) (Publicación L.117-58), sobre empresas comerciales en desventaja;
- v. Título 23, CFR, Parte 230, con respecto a la implementación de un programa de igualdad de oportunidades en el empleo en contratos de construcción vial federales y con asistencia federal;
- vi. Las disposiciones de la Ley para la Protección de Personas Discapacitadas de los Estados Unidos (*Americans with Disabilities Act*) de 1990 (Título 42, USC, Artículos 12101 y subsiguientes) y Título 49, CFR, Partes 27, 37 y 38;
- vii. En los estados que contienen áreas de incumplimiento y mantenimiento, los Artículos 174 y 176 (c) y (d) de la Ley para Aire Limpio (*Clean Air Act*), y sus enmiendas (Título 42, USC, Artículos 7504, 7506 (c) y (d)) y Título 40, CFR, Parte 93;
- viii. La Ley para la Protección de Adultos Mayores de los Estados Unidos (*Older Americans Act*), y sus enmiendas (Título 42, USC, 6101), que prohíbe la discriminación por motivos de edad en programas o actividades que reciben asistencia financiera federal;
- ix. El Artículo 324 del Título 23, USC, con respecto a la prohibición de la discriminación basada en el género; y
- x. El Artículo 504 de la Ley de Rehabilitación de 1973 (Título 29, USC, 794) y Título 49, CFR, Parte 27 con respecto a la discriminación de personas discapacitadas.



Director de planificación



Fecha

Política contra la discriminación

El Departamento de Transporte de Georgia (Georgia DOT) está comprometido con el cumplimiento del Título VI de la Ley de Derechos Civiles de 1964 y todas sus regulaciones y actividades consecuentes. Georgia DOT garantiza que no se impedirá a ninguna persona participar en un programa o una actividad ni se le denegará los beneficios de un programa o una actividad y que tampoco será objeto de discriminación por razones de raza, color de piel o nacionalidad, conforme al Título VI de la Ley de Derechos Civiles de 1964 y la Ley de Restauración de Derechos Civiles de 1987 (P.I. 100.259). Además, Georgia DOT garantiza que dedicará todos los esfuerzos para luchar contra la discriminación en todos los programas y actividades, ya sea que estos estén financiados o no por el gobierno federal. Además, Georgia DOT tomará medidas razonables para brindar un acceso significativo a servicios para las personas con conocimiento limitado del inglés.



Según el artículo 162a de la Ley de carreteras con asistencia federal (*Federal-Aid Highway Act*) de 1973 (artículo 324, Título 23 del Código de Estados Unidos), Georgia DOT no practicará ninguna discriminación por razones de género y presentará un certificado ante la *Federal Highway Administration* (FHWA) [Secretaría Vial Federal] para ratificar que cumple con los requisitos del artículo 162a de la Ley de carreteras con asistencia federal.

Cuando el departamento distribuye subsidios federales a otro organismo público, Georgia DOT incluye el lenguaje del Título VI en todos los acuerdos escritos y supervisa su cumplimiento.

La Oficina de Igualdad de Oportunidades en el Empleo de Georgia DOT está a cargo de comenzar y supervisar actividades conformes al Título VI, preparar informes obligatorios y realizar otras tareas, como lo establece el Título 23, CFR, parte 200, y Título 49, CFR, parte 21.

Índice

| | |
|---|------------|
| Introducción | Página 1 |
| Uniformidad con Áreas Especiales de Planificación Federales (PEA) | Página 2 |
| Cumplimiento de leyes federales | Página 5 |
| Proceso de participación del público | Página 12 |
| Equipo directivo del sistema de transporte en Georgia | Página 14 |
| Retorno de la inversión de los ejercicios fiscales 2024-2027 del STIP | Página 15 |
| Uniformidad de las Recomendaciones de Inversión del Plan de Transporte Estratégico Estatal (SSTP) con el Programa de Mejoras del Sistema de Transporte Estatal (STIP) | Página 15 |
| Objetivos estratégicos del gobernador para Georgia | Página 17 |
| Mapa de las Organizaciones de Planificación Metropolitanas (MPO) de Georgia | Página 18 |
| Personas de contacto de las Organizaciones de Planificación Metropolitanas (MPO) | Página 19 |
| Plan financiero del STIP del Departamento de Transporte de Georgia | Página 21 |
| Programas viales | Página 21 |
| Mecanismos y fuentes de financiamiento de carreteras | Página 23 |
| Ley de Empleo e Inversiones en Infraestructura (IIJA) – Programas del Título 3 | Página 27 |
| Programa de Mejoras del Sistema de Transporte Estatal (STIP) y Proceso de Enmienda del Programa de Mejoras del Transporte (TIP) | Página 32 |
| FHWA/GDOT PE y política de autorización de FMIS para servidumbres de paso | Página 33 |
| Financiamiento con sumas globales | Página 34 |
| Cálculo de costos de mantenimiento y operativos para el sistema de carreteras con asistencia federal | Página 36 |
| Gráfico de los fondos del STIP por tipo de programa, ejercicios fiscales 2024-2027 | Página 37 |
| Cómo leer las entradas del STIP | Página 38 |
| Mapa de Georgia | Página 39 |
| Índice de condados | Página 40 |
| <ul style="list-style-type: none"> Proyectos del STIP por condado, numerados individualmente | Página 318 |
| Apéndice A - Glosario | Página 325 |
| Apéndice B - Lista de proyectos de conversiones AC GARVEE | Página 326 |
| Apéndice C – Mapas | Página 326 |
| Lista de tablas | |
| Retorno de la inversión | Página 15 |
| Niveles de financiamiento del STIP comparado con el SSTP | Página 16 |
| Tabla 1, vial - Resumen de fondos y proyectos viales disponibles | Página 23 |
| Tabla 2, vial – Fondos totales calculados para carreteras y autoridad de gasto disponible | Página 24 |
| Tabla 3, vial - Proyectos viales de los ejercicios fiscales 2024-2027 | Página 24 |
| Tabla 4, vial - Resumen de proyectos viales de los ejercicios fiscales 2024-2027 | Página 25 |
| Tabla 5, vial - Resumen de proyectos viales por área MPO de los ejercicios fiscales 2024-2027 | Página 25 |
| Tabla 6, vial - Cálculos de ingresos de las MPO de los ejercicios fiscales 2024-2027* | Página 26 |
| Tabla 1, tránsito – Proyectos de transporte público de los ejercicios fiscales 2024-2027 | Página 29 |
| Tabla 2, tránsito - Fondos calculados para transporte público por programa, ejercicios fiscales 2024-2027 | Página 30 |
| Tabla 3, tránsito - Resumen de proyectos de transporte público por área MPO, ejercicios fiscales 2024-2027 | Página 30 |



Introducción al Programa de Mejoras del Sistema de Transporte Estatal

Según el censo de EE. UU., la tasa de crecimiento de la población de Georgia fue del 10.6% de 2010 a 2020, es decir, 3% por encima del crecimiento de la población promedio de EE. UU. del 7.4% en el mismo periodo. Como la economía de Georgia también está en crecimiento, hay una mayor demanda del sistema de transporte. Por lo tanto, para operar, mantener y mejorar la infraestructura de transporte de Georgia, Georgia GDOT se complace en presentar el Programa de Mejoras del Sistema de Transporte Estatal (STIP, en inglés) para los ejercicios fiscales 2024-2027, con inversiones significativas en carreteras, puentes y sistemas de transporte público en todo el estado.

El SIPT es un conjunto fiscalmente equilibrado de inversiones de transporte, cuyas etapas de proyectos están programadas para finalizar dentro de los ejercicios fiscales indicados. Los calendarios de los proyectos son proyecciones de los plazos probables del trabajo en varias etapas y pueden cambiar, según los eventos imprevisibles que pueden ocurrir a veces entre la concepción inicial de un proyecto y la licitación para la construcción, los cuales pueden impedir o acelerar el progreso.

El proceso del STIP contribuye a aprovechar al máximo los beneficios de los fondos disponibles y garantiza que el sistema de transporte de Georgia continuará apoyando y promoviendo la economía y el crecimiento estatales.

Se incluye un listado de proyectos de transporte con asistencia federal y escogidos por GDOT, ubicados en las zonas rurales de Georgia, definidos por las leyes federales como áreas fuera de los límites de las Organizaciones de Planificación Metropolitanas (MPO, en inglés). Los planes de corto alcance de las 16 MPO de Georgia -llamados Programas de Mejora del Transporte (TIP, en inglés)- también se incluyen por referencia. Se puede observar un mapa de las MPO en el estado de Georgia, junto con su información de contacto en las páginas 18-20 de este documento.

Véase en el Apéndice A un glosario de los términos usados en el STIP.

Uniformidad con el Plan de Transporte Estratégico Estatal de Largo Alcance

Los programas de transporte de Georgia DOT reflejan las prioridades de políticas generales del estado, que se pueden encontrar en el Plan de Transporte Estratégico Estatal de 2021 (SSTP/SWTP). El SSTP/SWTP constituye el plan de transporte con austeridad fiscal, integral, intermodal y oficial de Georgia que incluye programas y otras actividades que respaldan la ejecución de políticas y metas de transporte estratégicas del estado. El SSTP/SWTP se formula al mismo tiempo que el Plan de Transporte Estatal 2050 (SSTP/SWTP) - establecido por las leyes federales-, es decir, el plan de transporte multimodal de largo alcance para el estado que identifica las condiciones y tendencias de los componentes del sistema de transporte en un periodo de planificación mínimo de 20 años. El SSTP/SWTP 2021 se puede consultar [en línea](#).

1. Los datos del censo más actuales disponibles son del 2020.

2. Del 1 de julio de 2024 al 30 de junio de 2027.

3. Los datos del censo más actuales (2020) indican que la tasa de crecimiento de la población de Georgia fue del 10% de 2010 a 2020, es decir, casi el doble del crecimiento de la población promedio de EE. UU. del 7.4% en el mismo periodo. Como la economía de Georgia también está en crecimiento, hay una mayor demanda del sistema de transporte.

4. Una Organización de Planificación Metropolitana (MPO) es un órgano de planificación del transporte -establecida por leyes federales-, constituida por funcionarios electos y nombrados que representan gobiernos o agencias federales, estatales y locales que participan en la planificación y programación del transporte o que están a cargo de estas. Cada MPO formula su propio Programa de Mejoras del Transporte (TIP) y los TIP se incluyen en el STIP por referencia, sin modificación alguna después de ser aprobados por la MPO y el gobernador o su delegado. Las preguntas sobre proyectos en esas áreas del estado se pueden dirigir a las personas de contacto de cada MPO, indicadas en la sección pertinente de este STIP. La Oficina de Proyectos Viales en Tierras Federales del Este (EFLHD, en inglés) también formula un TIP para proyectos de transporte dentro de tierras federales. Este TIP también se incluye en el STIP por referencia.



Uniformidad con Áreas Especiales de Planificación Federales (PEA)

La Federal Highway Administration (FHWA) y la Federal Transit Administration (FTA) [Secretaría de Transporte Público Federal] presentaron una carta conjunta el 30 de diciembre de 2021, llamada «Áreas Especiales de Planificación Federales 2021 para su uso en la formulación de programas de investigación y planificación estatales y metropolitanos». La carta alienta la incorporación de ocho (8) Áreas Especiales de Planificación Federales (PEA) en la planificación estatal y de las MPO, donde y cuando es factible. Las PEA incluyen:

1. Abordar la crisis climática - La transición hacia un futuro resiliente y energía limpia

Georgia DOT crea programas estatales enfocados en la mejora de la calidad del aire, la prevención de la contaminación de aguas pluviales, la protección de recursos culturales, el manejo de residuos y la plantación de especies silvestres a lo largo de carreteras estatales.

2. Equidad y Justice40 en la planificación del transporte

Georgia DOT ha usado la aplicación georreferenciada *Justice40* para ayudar a determinar las áreas marginalizadas, con peatones desfavorecidos o de bajos recursos que utilizan varias modalidades de transporte. Esta herramienta ayuda a seleccionar proyectos elegibles para programas, tales como alternativas de transporte, y permite comprender los impactos de las inversiones de transporte para los habitantes de las zonas indicadas, como se muestra en la herramienta *Justice40*.

3. Calles completas

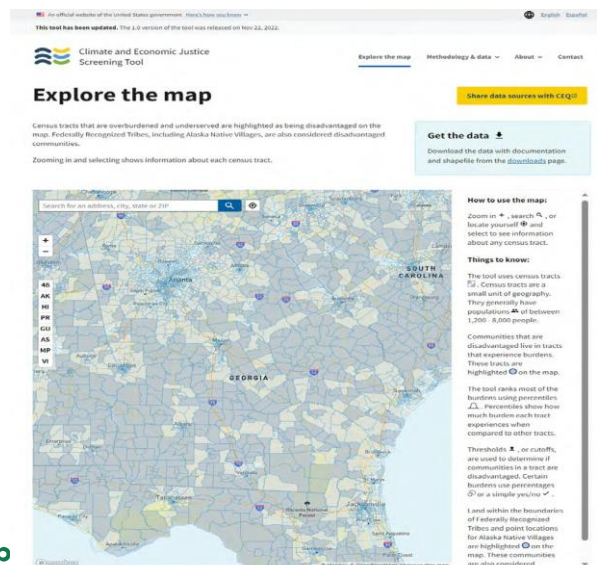
Georgia DOT adoptó una política de calles completas en setiembre de 2012. Según las garantías establecidas por esta política, se debe proveer adaptaciones para peatones, ciclistas y el transporte público en ciertas condiciones apremiantes, en todos los proyectos de transporte bajo la supervisión de GDOT. Esta política definitiva integral hace un énfasis especial en los usuarios del transporte público para que puedan cruzar las calles y acceder al transporte de modo seguro y promueve la construcción de calles seguras para ciclistas y peatones.

4. Participación del público

La comunicación de Georgia DOT con las comunidades se ha expandido con la adición de reuniones virtuales para la participación del público que incluyen encuestas y cuestionarios para obtener información adicional durante estas reuniones. Además, Georgia DOT utiliza varios medios sociales y anuncios de TV, radio y digitales para llegar a una audiencia más grande.

5. Coordinación entre la Red Vial Estratégica (STRAHNET) y el Dep de Defensa de Estados Unidos (US DOD)

Georgia DOT coordina con las bases militares y puertos de todo el estado, junto con FHWA, para brindar acceso, continuidad y transporte de emergencia de personal y equipos mediante la priorización de proyectos dentro de STRAHNET y otras rutas, tales como rutas de carga estatales y nacionales, conectores intermodales y la Plataforma de Proyección Energética (PPP, en inglés) recientemente identificada, en las cercanías de Fort Eisenhower⁵, Fort Stewart y Fort Moore. Las instalaciones del Departamento de Defensa a menudo son empleadores importantes que generan volúmenes más grandes de tráfico de cargas y trabajadores por las redes de transporte.



5. Fort Gordon pasó a llamarse Fort Eisenhower desde octubre de 2023.



6. Coordinación con las Agencias Federales para la Gestión de Tierras (FLMA)

Georgia DOT contribuyó a gestionar la licitación, revisión y puntuación de proyectos para el Programa de acceso a tierras federales (FLAP) para mejorar instalaciones de transporte que brindan acceso a tierras federales o que están ubicadas allí. Se adjudicaron fondos en 2022 al proyecto número 721010- SR-9 (de SR-120 al río Chattahoochee) para mejorar el corredor vial de la ruta estatal 9 que conduce a la Unidad Vickery Creek del Servicio de Parques Nacionales, el distrito histórico de Roswell y otras tierras federales circundantes.

7. Conexiones ambientales y de planificación (PEL)

A partir de 2018, GDOT ha utilizado conexiones ambientales y de planificación para el estudio PEL de I-85, con el fin de reducir la redundancia entre la Oficina de Servicios Ambientales (OES) y la Oficina de Planificación para comenzar el proceso NEPA a comienzos del análisis del proyecto. Además, las PEL permiten captar más comentarios y preguntas del público y partes interesadas a través de la mayor coordinación entre la OES y la Oficina de Planificación. Además, GDOT está colaborando con el condado de Gwinnett para la planificación de modalidades alternativas y comunitarias.

8. Datos en la planificación del transporte

Georgia DOT ha adquirido datos de múltiples fuentes, tales como REMI, NPMRDS, RITIS, Numetrics, TranSearch y datos de designación de origen 2019 -a nivel de grupos de bloques y otros- y brinda un acceso abierto a las MPO y otras entidades locales para el uso de datos en la formulación de estudios y proyectos. Además, Georgia DOT desarrolla la mayoría de los modelos de demanda de movilidad de las MPO, junto con el Modelo de demanda de movilidad estatal de Georgia (GSTDM, en inglés), utilizado en el desarrollo de estudios y planes de transporte metropolitanos (MTP).

Las PEA se incorporan en el programa de trabajo y planificación del transporte del departamento, junto con la actualización del STIP, cuando y donde es factible.





Áreas centrales de GDOT, seleccionadas por la Junta de Transporte estatal, y metas estratégicas del gobernador

Convertir a Georgia en el estado número 1 para pequeñas empresas

- Ampliar el rol de Georgia como un centro de talla mundial para el comercio global
- Crear una fuerza laboral calificada que satisfaga las necesidades actuales y futuras en todas las industrias
- Garantizar que los contribuyentes puedan navegar fácilmente y encontrar la información necesaria en todas las interfaces públicas

Reformar el gobierno estatal

- Maximizar el valor de los contribuyentes mediante una presupuestación prudente
- Ampliar las asociaciones público-privadas y aprovechar la tecnología para utilizar mejor los recursos estatales limitados

Fortalecer las áreas rurales de Georgia

- Aumentar el acceso al ancho de banda en zonas rurales para el crecimiento económico
- Desplegar brigadas de emergencia a áreas con desafíos económicos o poblaciones reducidas para colaborar con los líderes locales y buscar oportunidades de crecimiento

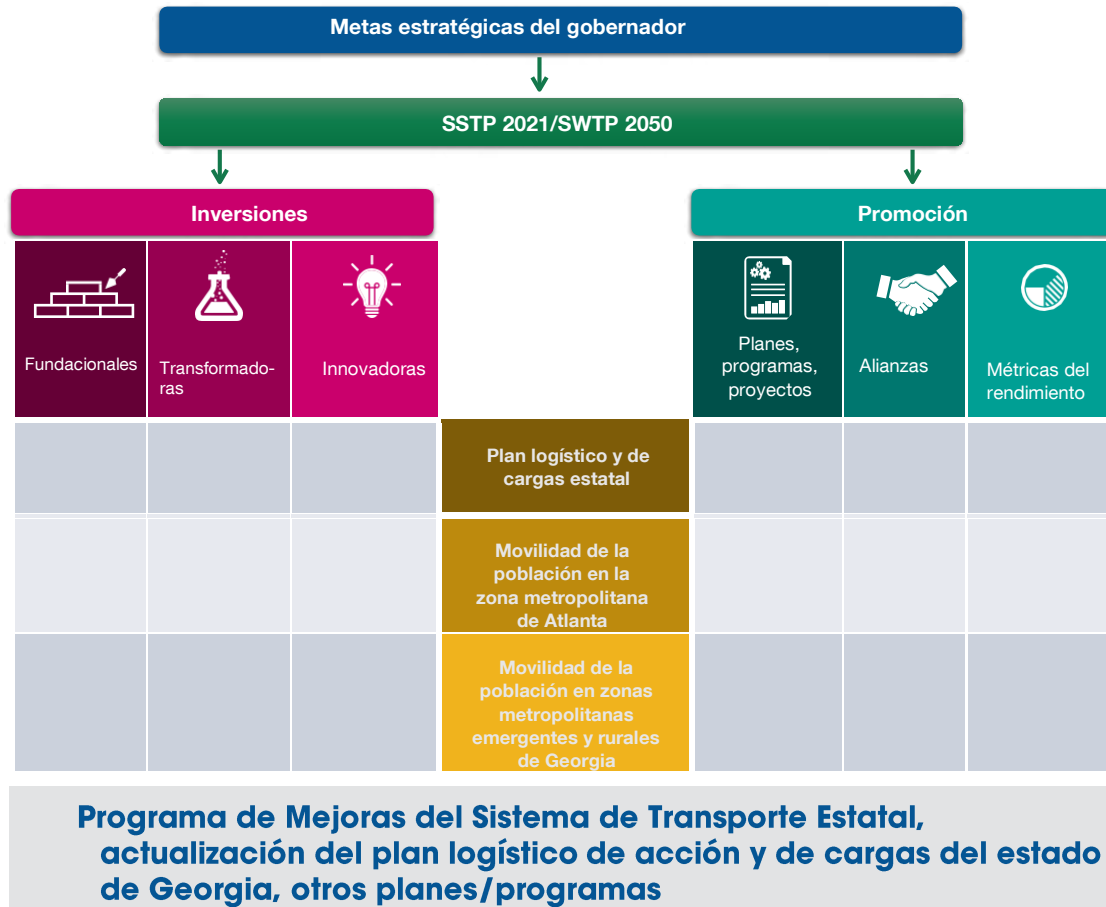
Asignar prioridad a los habitantes de Georgia

- Concentrarse en mejorar la seguridad y protección personal en el transporte

Los programas de Georgia DOT concretarán las metas estratégicas del gobernador y de la Junta de Transporte estatal en tres fases. **Inversiones fundacionales:** se da prioridad al cuidado del sistema de transporte existente. **Inversiones transformadoras:** se considera la expansión estratégica para respaldar el desarrollo económico, e **inversiones innovadoras:** Georgia DOT posiciona el sistema de transporte estatal para el futuro. Además, Georgia DOT promoverá **Planes, Programas y Alianzas**, así como **Métricas del rendimiento** para asistir mejor a la población y empresas por igual.

El desarrollo de estas iniciativas de políticas resulta de las metas estratégicas del gobernador y de la Junta de Transporte estatal (por medio del SSTP/ SWTP, SSTP/SWTP y el STIP) para **Invertir** y **Promover** la infraestructura de transporte de Georgia y la seguridad y protección personal de los ciudadanos.





Los listados del SSTP/SWTP recomendaron niveles de inversión por programa de transporte, lo que también se considera al programar el STIP. Los proyectos del STIP están alineados programáticamente con el SSTP/SWTP, para operaciones de tráfico, mantenimiento, puentes, seguridad y capacidad. El STIP de los ejercicios fiscales 2024-2027 representa los segundos cuatro años del SSTP/SWTP de largo alcance, cuyo plazo de planificación es 2050. Los proyectos respaldan la misión de Georgia DOT de proveer un sistema de transporte concentrado en la innovación, seguridad, sostenibilidad y movilidad.

Cumplimiento de las leyes federales

El STIP se formuló según todas las pautas pertinentes provistas por la Ley de equidad en el transporte para el siglo XXI (*Transportation Equity Act for the 21st Century, TEA-21*), sancionada por el Congreso en 1998, seguida por la Ley de equidad en el transporte eficiente, flexible, responsable y seguro: un legado para los usuarios (*Safe, Accountable, Flexible, Efficient Transportation Equity Act: A Legacy for Users, SAFETEA-LU*), sancionada por el congreso en 2005. Por último, la Ley para el progreso en el siglo XXI (*Moving Ahead for Progress in the 21st Century Act, MAP-21*), sancionada por el congreso en 2012. La formulación del STIP ha continuado desde entonces conforme a la Ley para la mejora del transporte terrestre en Estados Unidos (*Fixing America's Surface Transportation Act, FAST Act*), sancionada por el congreso en 2015 y la Ley de infraestructura bipartita (BIL), sancionada como ley en noviembre de 2021. El desarrollo y contenido de este STIP están en conformidad con el Título 23, CFR, artículo 450.218. Los proyectos del STIP se programan según diversos factores, por ejemplo, demanda de movilidad, seguridad, mantenimiento y otros, para superar o exceder las metas estatales y del departamento con los recursos disponibles. Las PEA conjuntas representan un nuevo aspecto a considerar para el desarrollo del STIP, promovidas por la FHWA y FTA.

GDOT utiliza el proceso de planificación de las 3C: continuidad, cooperación y completud. Los proyectos enumerados en este documento se identificaron mediante los procesos de planificación en curso de GDOT. Una planificación completa o integral es una iniciativa conjunta del público, la Oficina de Planificación de GDOT, la Junta de Transporte estatal, funcionarios electos y locales, el personal de distrito y la gerencia de GDOT, la FHWA y la FTA. En áreas fuera de los límites de las MPO, los proyectos se identifican en cooperación con gobiernos locales rurales (distintos de MPO) a través de reuniones formales y la participación informal constante y periódica durante todo el año.



El STIP enumera todos los proyectos multimodales, de transporte público y viales que son fundamentales para operar, mantener y mejorar el sistema de transporte estatal. Estos son propuestos para subvenciones federales según los Títulos 23 (carreteras) y 49 (tránsito) del Código de EE. UU. Las categorías de los programas incluyen carreteras, puentes, ciclistas, peatones, seguridad, actividades alternativas de transporte de programas y transporte público.

Los costos de un proyecto (por ejemplo, definición del alcance del proyecto (SCP), ingeniería preliminar (PE), adquisición de servidumbres de paso (ROW), construcción (CST) y servicios públicos (UTL)) se indican para proyectos viales. Los costos operativos y de capital se indican para proyectos de transporte público. Los proyectos están organizados por orden alfabético, por condado, y tienen información sobre costos, descripción y ejercicios fiscales. Los proyectos que abarcan varios condados se indican en el STIP en cada condado respectivo. Lea información detallada sobre cómo leer las entradas del STIP en la sección *pertinente* en la página 38 de este documento.

El STIP se presenta a la FHWA y la FTA para la aprobación final. El STIP aprobado por el Departamento de Transporte de EE. UU. se debe actualizar por lo menos una vez cada cuatro ejercicios fiscales según las leyes federales. Si no se formula un STIP anual, el departamento hace las revisiones necesarias del STIP actual mediante una modificación administrativa o enmienda. El proceso que describe estos pasos se explica en las páginas 32-33.

Gestión del rendimiento del transporte

FHWA define la gestión del rendimiento del transporte (TPM, en inglés) como un enfoque estratégico que usa datos del sistema para hacer inversiones y tomar decisiones sobre políticas con el fin de alcanzar las metas de rendimiento nacionales. En resumen, TPM:

- Es un proceso constante, periódico y aplicado sistemáticamente
- Brinda información clave para tomar decisiones y comprender los impactos de las decisiones de inversión en todas las modalidades y activos de transporte
- Mejora las comunicaciones entre las personas que toman decisiones, partes interesadas y el público usuario
- Garantiza el desarrollo de métricas y objetivos en alianzas cooperativas y se basan en información objetiva y datos

Las metas de rendimiento -señaladas en el SSTP/SWTP- reflejan las metas de transporte nacionales y están en uniformidad con las metas estratégicas del gobernador. Se sigue un marco de planificación basado en el rendimiento, usando una estrategia objetiva para lograr las metas estatales. Las métricas de rendimiento sientan las bases para el marco de ejecución que impulsa la implementación de proyectos y prioridades de inversión de GDOT. Por último, se establecen metas de rendimiento para supervisar resultados y el progreso general. Desde mayo de 2018, el departamento estableció objetivos para alcanzar las metas de rendimiento nacionales y las métricas establecidas en el Título 23, USC, 150 (b) y (c).



Además, el departamento creó un sitio web para consolidar información y recursos relacionados con los logros de la gestión del rendimiento del transporte (TPM), que es un centro informativo sobre las métricas y objetivos de TPM. El sitio web incluye información en tres categorías:

- Métricas de rendimiento 1 para la seguridad vial (PM1)
- Métricas de rendimiento 2 para la gestión de activos viales (PM2)
- Métricas de rendimiento 3 para el rendimiento del sistema, cargas y mitigación de la congestión y calidad del aire (PM3)
- Métricas de rendimiento para el estado de buena reparación de activos de transporte público

Además, el sitio web contiene el Informe de Rendimiento del Sistema, reconocido nacionalmente. Se puede visitar el [sitio web](#) de la gestión del rendimiento del transporte.

Asimismo, el departamento hace una programación y planificación basadas en el rendimiento (PBPP, en inglés) mediante el Informe de Rendimiento del Sistema, un enfoque estratégico que usa datos del sistema para tomar decisiones informadas sobre políticas e inversiones y alcanzar las metas de rendimiento del sistema de transporte. GDOT ha establecido objetivos de rendimiento en los ámbitos de seguridad, gestión de activos y rendimiento del sistema. Estos objetivos se desarrollaron en colaboración con las MPO de Georgia.

Para promover alianzas de trabajo para TPM en las MPO de Georgia, GDOT y Georgia Association of Metropolitan Planning Organizations (GAMPO) firmaron un acuerdo en mayo de 2018 para establecer las obligaciones mutuas de ambas partes respecto de los requisitos de programación y planificación, basadas en el rendimiento, establecidos por leyes federales. Para obtener más información sobre la gestión del rendimiento del transporte estatal y el progreso alcanzado para lograrla, [vaya al sitio web](#).

Participación del público

Este STIP es un documento para brindar a todos los ciudadanos y partes interesadas la oportunidad de revisar y expresar comentarios sobre las prioridades de transporte estatales en los próximos cuatro ejercicios fiscales. A través de la participación directa con funcionarios electos locales rurales, partes interesadas y el público, se somete el STIP a consideración y comentarios durante toda su formulación. Las iniciativas de participación del público en el STIP están en conformidad con el Título 23, CFR, 450, 210 (a) y (b). Los comentarios y preguntas también se pueden enviar por correo, correo electrónico y teléfono, directamente al personal de GDOT, en cualquier momento del año.

Se puede obtener información adicional sobre el proceso de participación del público en la sección «Proceso de participación del público», en la página 12 del STIP y en línea, en el [Informe de participación del público](#).

El Informe de alcance comunitario propuesto e identificación de la justicia ambiental provee información detallada sobre la estrategia de alcance comunitario para la participación del público del STIP, incluidas comunidades marginadas tradicionalmente. El [Informe de alcance comunitario propuesto e identificación de la justicia ambiental](#) está disponible en línea.

Cargas

La infraestructura de Georgia ha estimulado movimientos y operaciones de cargas y convertido el estado en líder en logística y cargas en todo Estados Unidos y el mundo. En 2019, casi quinientos mil millones de toneladas de cargas se desplazaron por la red de transporte multimodal de Georgia. Según el Producto Bruto Interno (PBI) y la población, Georgia maneja más toneladas de cargas per cápita y más valor de cargas en relación con el PBI estatal que cualquier otro estado del sudeste. Se prevé que los volúmenes de cargas en Georgia se duplicarán en los próximos treinta años, los cual presentará desafíos para el rendimiento y dará oportunidades para aprovechar los beneficios del crecimiento. Además de los volúmenes de cargas, más de 358 compañías se han expandido o instalado en Georgia, con más de \$21 mil millones de dólares en inversiones privadas. En el estado, más de un millón de nuevos habitantes se han asentado en los últimos diez años,



con una tasa de crecimiento del 1% por año. La revista *Area Development* ha designado a Georgia como el estado número uno para los negocios por nueve años consecutivos debido a ventajas como estas y las políticas favorables para las empresas que las respaldan.

El departamento continúa apoyando a las empresas de Georgia que cuentan con el movimiento eficiente y seguro de bienes, según el plan de cargas del estado. La actualización integral recientemente terminada del plan incluye una amplia coordinación con el sector privado y otros interesados clave, una amplia gama de datos y análisis sólidos que reflejan las prácticas comerciales y tendencias industriales más recientes. El plan identifica oportunidades para el sistema de cargas de la próxima generación para todas las modalidades (transporte terrestre, ferroviario, aéreo y marítimo) que continuarán promoviendo el éxito del ecosistema logístico de Georgia.

Además, el departamento continúa trabajando en estrecha colaboración con sus aliados para respaldar la planificación de cargas en zonas metropolitanas del estado. Cada una de las áreas urbanas más grandes del estado (donde se produce la mayor parte del movimiento de cargas de Georgia) tiene una Organización de Planificación Metropolitana (MPO) - designada federalmente- que lidera el proceso de planificación del transporte de su región. Además, las alianzas con la oficina del Departamento de Transporte de EE. UU. en Georgia, el Departamento de Defensa de EE. UU. y las FLMA brindan una oportunidad única para coordinar actividades de planificación de cargas en todos los ámbitos: federal, estatal y local/metropolitano. Como resultado de las iniciativas de una planificación coordinada de cargas, los documentos respectivos de las MPO de Georgia abordan cada vez más esta oportunidad importante. Muchas han terminado planes de cargas independientes o incluido secciones sólidas sobre cargas en sus actualizaciones obligatorias del Plan de Transporte Metropolitano.

El STIP de este año logra grandes avances para apoyar el movimiento seguro y eficiente de cargas en toda Georgia. Por ejemplo, como parte de la actualización del Plan de Cargas de Georgia, la Oficina de Planificación incluyó un sólido análisis sobre el estacionamiento de camiones en todo el estado, con una perspectiva integral sobre la demanda actual y futura y la provisión de este tipo de estacionamiento, y ofreció recomendaciones sobre inversiones y políticas públicas para promover la seguridad y respaldar el movimiento de mercancías en todo el estado. El plan también incluyó datos actualizados sobre playas de estacionamientos para camiones, privadas y públicas, y áreas de estacionamiento de camiones en todo el estado y datos disponibles sobre el estacionamiento no autorizado dentro del estado.

Además, Georgia está invirtiendo en mejoras de capital de carreteras designadas como corredores viales de cargas, como se muestra en el Apéndice C. Estas inversiones tienen la intención de mejorar el flujo de cargas en carreteras conectoras clave y en las más importantes en todo el estado. Muchos de los corredores viales de cargas designados son parte de la Red Vial Estratégica (STRAHNET) que brinda acceso, continuidad y transporte de emergencia de personal y equipos en tiempos de paz y guerra. Un subconjunto de la STRAHNET son las rutas de la Plataforma de Proyección Energética (PPP), designadas como de vital importancia por el Departamento de Defensa de EE. UU. La importancia de estas extensas rutas de STRAHNET y PPP dentro de Georgia refuerza la necesidad de una colaboración continua entre Georgia DOT, el Departamento de Defensa y la FHWA.

El continuo fortalecimiento del Puerto de Savannah como el cuarto complejo portuario de contenedores de mayor crecimiento y más grande en Estados Unidos ha convertido a Georgia en un actor clave en el comercio internacional. El crecimiento de Savannah ha introducido una gama de oportunidades de desarrollo económico en todo el estado, en particular, respecto de la distribución, almacenamiento, alimentos, agricultura y fabricación. Los mayores volúmenes de cargas tienen un impacto directo en las redes ferroviarias y viales de Georgia.

Además, el STIP incluye numerosas mejoras de las rutas que conectan los corredores viales de cargas, designados en el estado, en forma de proyectos para aliviar la congestión -entre ellos, varios ensanchamientos y vías de circunvalación- y proyectos financiados con sumas globales, de corto plazo, que aportan beneficios, directa o indirectamente, a la red de cargas de Georgia.



Entre los proyectos viales incluidos en el STIP de los ejercicios fiscales 2024-2027 que tendrán un impacto positivo en el movimiento de cargas en todo el estado, se encuentran:

- El cruce en SR 316 en el condado de Barrow (N.º de identificación de proyecto 0013910)
- Puentes on SR 89 en el condado de Clinch (N.º de identificación de proyecto 0016510)
- Puentes en I-20 a la altura del río Oconee, en los condados de Greene y Morgan (N.º de identificación de proyecto 0017232)

Tecnología e iniciativas innovadoras

Una parte de declaración de misión de Georgia DOT se concentra en la innovación. Georgia está comprometida a considerar e incorporar nuevos datos y plataformas de datos cuando es posible. El estado ha invertido en muchos proyectos y tecnologías promisorias de valor para promover aún más la red de transporte y ayudar a Georgia a mantener su clasificación como el mejor estado para hacer negocios. Además, GDOT ha lanzado con éxito varias plataformas de intercambio de datos de planificación del transporte, entre ellas, datos de Numetric, ATSPM, RITIS y Transearch, con un acceso mejorado a muchos aliados de planificación.

El departamento ha hecho grandes avances en la implementación de muchas iniciativas y tecnologías innovadoras, entre ellas, vehículos autónomos y conectados, tecnología para la actualización remota de señales de tráfico remota y la tecnología de la internet de las cosas (IOT). Las tecnologías innovadoras han permitido que Georgia DOT invierta en necesidades operativas actuales y futuras para mejoras de la conectividad, congestión vial, fiabilidad y seguridad. A medida que las zonas rurales y urbanas de Georgia continúen creciendo y cambiando, las iniciativas y tecnologías innovadoras pueden cumplir una función significativa en el futuro de la red de transporte estatal. La priorización de nuevas tecnologías puede ayudar a aliviar la congestión, mejorar la fiabilidad de los corredores viales de transporte y contribuir a una mayor seguridad en las carreteras estatales y alcanzar numerosas metas de rendimiento nacionales, establecidas por el Congreso.

Georgia DOT ha reconocido el potencial de movilidad y seguridad de vehículos autónomos y conectados como una modalidad de transporte futura y ha adoptado varias medidas para prepararse para la transición potencial a esta nueva tecnología. El departamento ya ha hecho uno de los mayores despliegues de transeptores para vehículos conectados en carreteras (RSU) en Estados Unidos. Se han desplegado más de 600 RSU en las calles principales de la zona metropolitana de Atlanta hasta la fecha y tiene planes para expandirlas a 1,600 localidades en toda la región. El departamento acaba de lanzar un proyecto de vehículos conectados posterior, en colaboración con la Comisión Regional de Atlanta y gobiernos locales participantes. Se han identificado más de 600 localidades hasta la fecha en el programa. La meta a largo plazo es facilitar la conectividad de la infraestructura en todo el estado, junto con aliados privados y locales, para mejorar la seguridad y movilidad.

Según el Programa nacional para la infraestructura de vehículos eléctricos (NEVI), Georgia presentó su Plan NEVI (en agosto de 2022) que describe el enfoque del estado respecto de la utilización de fondos federales para respaldar el desarrollo de una red de vehículos eléctricos (EV) en todo el estado -por los corredores viales de combustibles alternativos de Georgia-, en asociación con la industria privada. Además de la red de vehículos eléctricos, Georgia se ha convertido en líder del sector de fabricación de estos vehículos, con inversiones privadas importantes, entre ellos, fabricantes de equipos originales y otros aliados, en muchos sectores de la cadena de suministro.

Georgia DOT está haciendo un programa piloto en The Ray -un tramo de 18 millas en la carretera I-85 sur de la zona metropolitana de Atlanta- para probar la tecnología de comunicación del vehículo con todo (V2X) usando vehículos de flotillas comerciales. La meta del proyecto piloto es determinar si se puede implementar esta tecnología en todo el estado para mejorar la seguridad vial, reducir la congestión de tráfico y mejorar la eficiencia organizativa.

La instalación de 10,000 licencias de Intelight de software de señales en controladores de tráfico -en intersecciones señalizadas por todo el estado de Georgia- se encuentra actualmente en la etapa final y continúa siendo la única adquisición más grande de software y sistema de señales en Estados Unidos a la fecha. El administrador de dispositivos Intelight podría ahorrar al estado más de 1 millón de dólares por año.



El software de señales en el controlador de tráfico también permite que el departamento programe y administre actualizaciones de lotes a distancia en todo el estado de las señales de tráfico. Se han instalado más de 8000 licencias del software.

Numeric es la aplicación preferida de Georgia DOT para el análisis de la seguridad, que es gratuita para cualquier empleado del departamento, gobierno local y consultor que trabaja en un proyecto de seguridad. Esta aplicación permite que un usuario califique intersecciones y tramos de carreteras y calles, usando varios filtros, incluidos límites geográficos. Estas calificaciones se pueden basar en la tasa o gravedad de accidentes; por ello, Georgia DOT puede priorizar los mejores proyectos de seguridad para las carreteras/calles estatales. Los desarrollos más recientes de esta herramienta incluyen diagramas de árbol de accidentes y una plantilla para planes de seguridad vial locales.

Se han hecho varias actualizaciones de RITIS y es usado por partes interesadas internas y externas. Una nueva función son Binarios de Velocidad de Corredores Viales (*Corridor Speed Bins*) que permiten visualizar métricas de congestión por tiempo pasado a cada velocidad en un tramo del camino. Otra función es la Comparación de Tiempos en Corredores Viales (*Corridor Time Comparison*) que permite a un usuario visualizar métricas de congestión como una función de la localidad en una calle. Además, hay mapas comparativos temporales que analizan las métricas de rendimiento de tramos viales en rangos de uno o más tiempos. Por último, se puede usar la función comparativa de tiempo de movilidad para mejorar el rendimiento en distintos periodos.

Una nueva aplicación -llamada Iteris Clearguide- permite que los usuarios tomen decisiones de transporte más informadas para mejorar la movilidad, fiabilidad y seguridad del sistema de transporte. ClearGuide proporciona mapas, informes y gráficos para indicar dónde y cuándo se produce congestión. Hay capas de información contextual también en la red vial, por ejemplo, condiciones climáticas e incidentes. Quizás la función más importante de esta herramienta es la capacidad de calificar tramos viales por porcentaje de vehículos que superan un umbral de velocidad. Esto se puede hacer en distintos límites geográficos.

Por último, se están utilizando ahora datos de eventos para detectar proactivamente problemas operativos y de seguridad. Este nuevo conjunto de datos se destaca por fecha de evento, por ejemplo, frenado y aceleración bruscos.

Calidad del aire

El departamento es responsable de administrar el Programa de mejora de la calidad del aire y mitigación de la congestión (CMAQ, en inglés) en el estado de Georgia. El programa CMAQ está financiado con fondos federales para zonas metropolitanas con categoría de mantenimiento e incumplimiento, del modo autorizado por el Programa de la Ley de infraestructura bipartita (artículo 11115; Título 23, U.S.C., 149). Una zona geográfica que cumple con las normas nacionales de calidad del aire ambiente (NAAQS, en inglés) o que las supera con respecto a un contaminante dado se llama zona de cumplimiento. Después de pasar de zona de incumplimiento a cumplimiento, esta se designa como de mantenimiento. Georgia es elegible para recibir fondos del programa CMAQ debido a violaciones anteriores de ciertos contaminantes criterio según las NAAQS. Sin embargo, en la actualidad, todas las zonas metropolitanas de Georgia están designadas como de cumplimiento para todos los contaminantes criterio y están encuadradas en la categoría de mantenimiento. El departamento continuará administrando el programa CMAQ para garantizar que las zonas metropolitanas no recaigan en la categoría de incumplimiento.

Hay siete zonas en Georgia, afectadas por el dictamen judicial: Macon y los condados de Barrow, Carroll, Hall, Spalding, Walton y Murray. Estas zonas se clasifican como «Zonas de mantenimiento huérfanas» porque fueron clasificadas como de cumplimiento para las NAAQS más estrictas de 2008. Después del dictamen judicial, la Agencia de Protección Ambiental (EPA) publicó la Pauta de Conformidad del Transporte para el dictamen judicial II de la costa sur. De manera específica, la EPA llegó a la conclusión de que las zonas designadas como de «cumplimiento» según los criterios más estrictos de las NAAQS de 2008 (es decir, en términos de la EPA, se las consideraba «huérfanas»), la conformidad con los planes de transporte y TIP para las NAAQS sobre ozono de 1997 se pueden demostrar sin un análisis de emisiones regional según el Título 40, CFR, 93. 109(c). El departamento trabaja en estrecha colaboración y coordinación con las partes afectadas por el dictamen mientras utiliza la pauta de la EPA.



Para promover las metas nacionales de resiliencia y calidad del aire, el departamento trabaja en estrecha colaboración con cada MPO y agencias estatales y federales durante todo el proceso de conformidad para garantizar que los proyectos, programas y planes de transporte futuros sean compatibles con las metas de calidad del aire. Además, el departamento desarrolla y prepara informes de métricas objetivo del rendimiento del transporte a dos y cuatro años para las reducciones de emisiones.

El departamento está comprometido a hacer todo lo posible para mejorar la calidad del aire en Georgia, como lo demuestra el cumplimiento en el estado. Esta mejora de la calidad del aire se debe a las reducciones de emisiones exigibles y permanentes que resultan de medidas federales y estatales y no es el resultado de condiciones climáticas inusualmente favorables ni de la pandemia de COVID-19.

El programa de Gestión de la Demanda de la Movilidad (TDM) del departamento cuyo nombre de marca es *Georgia Commute Options (GCO)* ha contribuido mucho a una reducción constante en las zonas de incumplimiento del estado. Por último, las iniciativas y esfuerzos del departamento con el desarrollo del sistema de red de vehículos eléctricos también demuestran su atención a la transición hacia una mejor resiliencia y energía limpia.

Para obtener más información sobre el [programa CMAQ de Georgia](#).

Para obtener más información sobre designaciones, consulte el [libro verde de la EPA](#). Para obtener más información sobre la [conformidad de la calidad del aire con la FHWA](#).

Conclusión

Georgia DOT desea agradecer a todos los ciudadanos y funcionarios locales por tomarse tiempo para expresar sus comentarios sobre el desarrollo de este programa. Se pueden dirigir preguntas y comentarios al coordinador del STIP, indicado en el interior de la tapa de este documento.





Proceso de participación del público

Este STIP es un documento que brinda a todos los ciudadanos y partes interesadas la oportunidad de revisar y expresar comentarios sobre las prioridades de transporte estatales en los próximos cuatro ejercicios fiscales. A través de la participación directa con funcionarios electos locales rurales, partes interesadas y el público, se somete el STIP a consideración y comentarios durante toda su formulación. Las iniciativas de participación del público para el STIP están en conformidad con el Título 23, CFR, 450,210 (a) y (b). Los comentarios y preguntas se pueden dirigir por correo, correo electrónico y teléfono, directamente al personal de Georgia DOT, en cualquier momento del año.

Se puede obtener información adicional sobre el proceso de participación del público en la sección respectiva (página 10) del STIP y en línea, en el [Informe de participación del público](#).

El Informe de Alcance Comunitario Propuesto e Identificación de la Justicia Ambiental presenta información detallada sobre la estrategia de alcance comunitario para la participación del público del STIP, que incluye comunidades marginadas. El [informe de alcance comunitario propuesto e identificación de la justicia ambiental](#) está disponible en línea.

Proceso de participación del público

Un componente importante del proceso de formulación del STIP es la participación del público según el Título 23, CFR, 450.210 (a) y (b). La Oficina de Planificación supervisa el proceso de participación pública del STIP para los seis distritos rurales de Georgia DOT y lo distribuye a esos distritos para su uso en reuniones con funcionarios locales. Georgia DOT también organiza reuniones informativas, abiertas al público y virtuales, para lograr la participación del público y poder recabar sus comentarios y preguntas.

Participación del público virtual

Georgia DOT utiliza *Virtual Public Involvement (VPI)* para la formulación del STIP, que incluye el acceso a mapas del proyecto interactivos, videos educativos e informes preliminares para la revisión y comentarios. Este nivel adicional de participación pública expande el acceso a la información de las poblaciones desfavorecidas en el transporte y las personas que no podrían asistir a una reunión presencial de otra manera. La función VPI también respalda las PEA federales.

Publicidad

Para diseminar el periodo de participación pública, se colocan anuncios en una amplia gama de medios sociales para informar al público el sitio web informativo del alcance comunitario virtual del STIP. Se anuncian avisos por radio AM y FM y iheart y por servicios de *streaming*, tales como Spotify y Pandora. Además, se publica un folleto que explica el proceso del STIP y se lo pone a disposición de las seis oficinas de distrito rurales de Georgia DOT, junto con el acceso al sitio web VPI. Se puede obtener más información sobre el proceso de participación del público del STIP en el [Informe de participación del público](#).

Alcance a bibliotecas

Georgia DOT trabaja con sucursales de bibliotecas en todo el estado para dar a conocer el periodo de comentarios públicos del STIP. Las bibliotecas cuelgan pósteres informativos sobre el STIP y explican cómo acceder al sitio web VPI. La publicidad en las bibliotecas tiene la intención de llegar a personas que no tienen acceso a internet en casa para que puedan usar computadoras públicas o el wifi gratuito de la biblioteca.



Reuniones con funcionarios locales

Como parte del proceso de formulación del STIP, los especialistas de programación y planificación del distrito se reúnen con funcionarios electos de cada condado rural en su área para discutir los proyectos propuestos en el STIP y abordar comentarios y preguntas. Durante estas reuniones, se discute una gama de temas de transporte y se derivan pedidos a la oficina de Georgia DOT apropiada para la consideración.

Retroalimentación del público

Además de las reuniones informativas abiertas y virtuales, el público también puede expresar sus comentarios en formularios del sitio web del STIP y en reuniones presenciales con las oficinas de distrito. La retroalimentación provista de esta manera se registra para la documentación oficial, con la respuesta y revisión de cada comentario por Georgia DOT.

STIP en el sitio web

El [STIP](#) está a disposición de los ciudadanos en todo momento en el sitio web de Georgia DOT. Además, se incluye información de contacto en este sitio para los comentarios de los ciudadanos.

Comentarios

Los comentarios recibidos del público y las reuniones con funcionarios locales se toman en cuenta para la formulación del STIP y se responden o se envían los comentarios recibidos a la oficina apropiada de Georgia DOT para la respuesta.

Los comentarios adicionales se pueden enviar por correo a:

Georgia Department of Transportation
Attn: Office of Planning/STIP Coordinator
600 W. Peachtree St. NW
Atlanta, Georgia 30308
Correo electrónico: stipcoordinator@dot.ga.gov

En las dieciséis áreas metropolitanas del estado, previamente establecidas, la participación del público está a cargo de las MPO. Puede dirigir preguntas sobre proyectos ubicados en estas áreas a la agencia correspondiente en las páginas 19-20 (con el mapa de MPO).





Equipo directivo de Georgia DOT

Georgia DOT ha formulado planes a corto y a largo alcance que brindan una visión, dirección y prioridades que incorporan las Metas Estratégicas para Georgia (página 17) del gobernador Brian P. Kemp y las prioridades de los 14 miembros de la Junta de Transporte estatal, que supervisa y rige el cumplimiento de las obligaciones del departamento. Las facultades de la Junta incluyen, sin limitación, nombrar al Comisionado; designar las vías públicas que comprenden el sistema vial estatal; aprobar planes de transporte de largo alcance; supervisar la administración de contratos de construcción; y autorizar contratos de arrendamiento. Los miembros de la Junta son elegidos por mayoría de un comité de la Asamblea General de cada uno de los catorce distritos legislativos de Georgia.* Cada miembro de la Junta funge un mandato de cinco años y puede ser reelecto.



Gobernador
Brian P. Kemp



1. ° Distrito legislativo
Ann R. Purcell
Secretaria



2. ° Distrito legislativo
Cathy Williams



3. ° Distrito legislativo
Dennis McEntire



4. ° Distrito legislativo
Robert L. Brown, Jr.
Presidente



5. ° Distrito legislativo
Stacey Key



6. ° Distrito legislativo
Rudy Bowen



7. ° Distrito legislativo
Curt Thompson



8. ° Distrito legislativo
Tim Golden



9. ° Distrito legislativo
Emily Dunn



10. ° Distrito legislativo
Jamie Boswell



11. ° Distrito legislativo
Jeff Lewis



12. ° Distrito legislativo
Greg Morris



13. ° Distrito legislativo
Dana Lemon



14. ° Distrito legislativo
Micah Gravelly



Comisionado
Russell R. McMurry



Director de planificación
Jannine Miller

*Véase el mapa de distritos legislativos en el Apéndice C.



Retorno de la inversión del STIP en 2024-2027

El Programa de Mejoras del Sistema de Transporte Estatal de Georgia -ejercicios fiscales 2024-2027- traza un plan para abordar las oportunidades de transporte estatales y conservar las ganancias económicas. Se hizo un análisis económico de las inversiones establecidas en el plan para comprender el impacto que estas tendrían en la economía estatal.

Se identificaron proyectos en el STIP mediante los procesos de planificación constantes de Georgia DOT que son fundamentales para el programa de transporte del estado. Los proyectos en el STIP resaltan el mantenimiento, la seguridad y la mejora de los sistemas de transporte público y modalidades de transporte ya existentes. Los proyectos apoyan la misión de Georgia DOT de proveer un sistema de transporte sostenible, uniforme y seguro que apoye la economía de Georgia y que tome en cuenta a sus ciudadanos y el medio ambiente.

En zonas rurales, la Oficina de Planificación de Georgia DOT, oficinas de distrito o gobiernos locales pueden proponer proyectos. En zonas urbanas, las organizaciones de planificación metropolitanas y sus jurisdicciones pueden identificarlos. Después de la propuesta, GDOT trabaja con partes interesadas externas e internas, por ejemplo, miembros de la Junta, funcionarios de condados y comisionados -según el Título 23, CFR, 450.222- para recabar opiniones antes de la selección de proyectos para el STIP.

Los proyectos del STIP incluyen carreteras, puentes, transporte público, servicios para ciclistas y peatones, cruces ferroviarios y otras mejoras. Sin embargo, los impactos presentados en el análisis económico solo se concentran en proyectos de capacidad vial que incluyen ensanchamientos, carriles con acceso controlado y cruces. Estas mejoras representan \$3.6 mil millones de los \$11 mil millones de dólares en fondos totales programados en los ejercicios fiscales 2024-2027 del STIP. La ejecución de estos proyectos de capacidad resultará en mejoras significativas de las condiciones y rendimiento de la red de transporte para los usuarios del sistema, tal como lo describen los siguientes impactos económicos acumulativos en los años 2028-2050:

- 3 mil millones menos de horas de demora
- \$47.0 mil millones de dólares en reducción de costos de tiempo de movilidad (\$/2022)
- \$3.1 mil millones de ahorro en costos operativos de vehículos (\$/2022)
- 16.6 millones menos de toneladas métricas de CO₂

La mejora del rendimiento del transporte en todo el estado dará como resultado una economía más pujante que crecerá más rápidamente en toda Georgia y promoverá inversiones en el sector. Los beneficios económicos anuales promedio que se originan de proyectos de capacidad en el STIP -ejercicios fiscales 2024-2027- incluyen:

| Beneficio | Total del estado |
|---|------------------|
| Puestos de trabajo | 59,500 |
| Ingresos (fijos - miles de millones - US\$ - 2022) | \$6.2 |
| Producto bruto estatal (fijo - en miles de millones - US\$ -2022) | \$7.2 |

Uniformidad de las Recomendaciones de Inversión del Plan de Transporte Estratégico Estatal (SSTP) con el Programa de Mejoras del Sistema de Transporte Estatal (STIP)

Las asignaciones de inversiones recomendadas en el Plan de Transporte Estratégico Estatal (SSTP/SWTP) y los proyectos enumerados en el Programa de Mejoras del Sistema de Transporte Estatal (STIP) deben ser «uniformes» según el Título 23, CFR, artículos 450.218 y OCG SB 200, artículo 4.7. De manera uniforme con las metas estratégicas del gobernador Kemp, Georgia DOT formuló un STIP que ayudará a Georgia a preservar su clasificación como el estado número 1 para pequeñas empresas. Al mismo tiempo, se fortalecerá la movilidad personal y conectividad económica para zonas rurales en todo el estado, se dará prioridad a los habitantes y se reformará el gobierno estatal. La uniformidad entre las políticas de transporte y los proyectos maximizan el retorno de los dólares de contribuyentes porque coordina metas comunes en todos los amplios programas de inversión en el transporte de Georgia. Estas iniciativas, adoptadas con un presupuesto conservador, ayudan a Georgia DOT a responder de manera inteligente a una situación siempre cambiante de oportunidades de inversión en el transporte. Lo más importante, estos planes permiten que los contribuyentes de Georgia estén informados sobre las actividades, decisiones y propósitos de Georgia DOT.



Es importante tener presente que no se prevé que estos documentos sean idénticos, sino más bien que sirvan como guía para tomar decisiones de financiamiento. El STIP provee una lista específica de proyectos entregables en un periodo concreto y corto de cuatro años. Y el SSTP/SWTP es un documento de políticas que establece inversiones categóricas y programáticas, basadas en estrategias de muchas décadas.

La siguiente tabla enumera las amplias categorías de financiamiento, compartidas entre el SSTP/SWTP y el STIP.

| Categoría | STIP (promediado) | % del total del STIP | SSTP/SWTP (Anual) | % del total del SSTP/SWTP |
|---|-------------------|----------------------|-------------------|---------------------------|
| Puentes | \$480 | 17% | \$412 | 17% |
| Capacidad | \$927 | 33% | \$948 | 39% |
| Mantenimiento | \$391 | 15% | \$350 | 15% |
| Seguridad | \$116 | 4% | \$320 | 13% |
| Operaciones de tráfico | \$266 | 10% | \$371 | 15% |
| Total | \$2,180 | 79% ⁶ | \$2,401 | 100% |
| Las cifras de gastos son por año (en millones de dólares) | | | | |
| Los gastos del STIP representan los gastos totales en cada categoría de los ejercicios fiscales 2024 al 2027, divididos por 4. Los gastos del SSTP representan el nivel de gastos recomendado cada año en el Plan de Transporte Estratégico Estatal 2021. | | | | |

Como se explica antes, GDOT ha logrado alinear en general la programación de proyectos con los niveles de inversión recomendados en la mayoría de los programas de transporte en el plan estratégico. Hubo un aumento recomendado significativo de las asignaciones programáticas de operaciones de tránsito y seguridad en la actualización más reciente del SSTP/SWTP 2021. Estas unidades de GDOT formularán y presentarán proyectos efectivos para ejecutar estos mayores niveles de inversión, y esos proyectos se incluirán en las actualizaciones venideras del STIP. Además, como el STIP captura proyectos con asistencia federal, no es un informe completo de todas las inversiones o ingresos del transporte. Los flujos de ingresos locales y estatales también contribuyen a complementar las metas establecidas en el SSTP/SWTP y no están reflejadas en el STIP.

Por último, el Plan de Gestión de Activos del Transporte (TAMP, en inglés) -establecido federalmente- aborda las condiciones de puentes y pavimentos en todo el estado. Se consultó el TAMP cuando se analizaron las recomendaciones de inversiones del SSTP/SWTP y esto ayuda a guiar las asignaciones del STIP en estos programas.

6. El 21% restante consiste en Intermodal, deuda GARVEE y Otras categorías, como se muestra en la tabla de Fondos del STIP por tipo de programa. 2024-2027 STIP (página 37).



Visión: Ser un gobierno fiscalmente responsable, accesible y racionalizado para dar prioridad a los habitantes de Georgia que son tan buenos trabajadores

Metas estratégicas del gobernador para Georgia

Mantener Georgia como estado número 1 para pequeñas empresas

- Eliminar barreras burocráticas, innecesariamente pesadas y obsoletas, para pequeñas empresas
- Mantener el entorno fiscal competitivo de Georgia
- Crear una fuerza laboral calificada que satisfaga las necesidades actuales y futuras en todas las industrias
- Ampliar el rol de Georgia como un centro de talla mundial para el comercio global
- Garantizar que los contribuyentes puedan navegar fácilmente y encontrar la información necesaria en todas las interfases públicas

Reformar el gobierno estatal

- Mantener la clasificación de bonos AAA de Georgia
- Maximizar el valor de los contribuyentes mediante una presupuestación prudente
- Ampliar las asociaciones público-privadas y aprovechar la tecnología para utilizar mejor los recursos estatales limitados
- Mejorar los centros de llamadas de agencias y servicios similares para contribuyentes para que sean amables y solícitos

Fortalecer las áreas rurales de Georgia

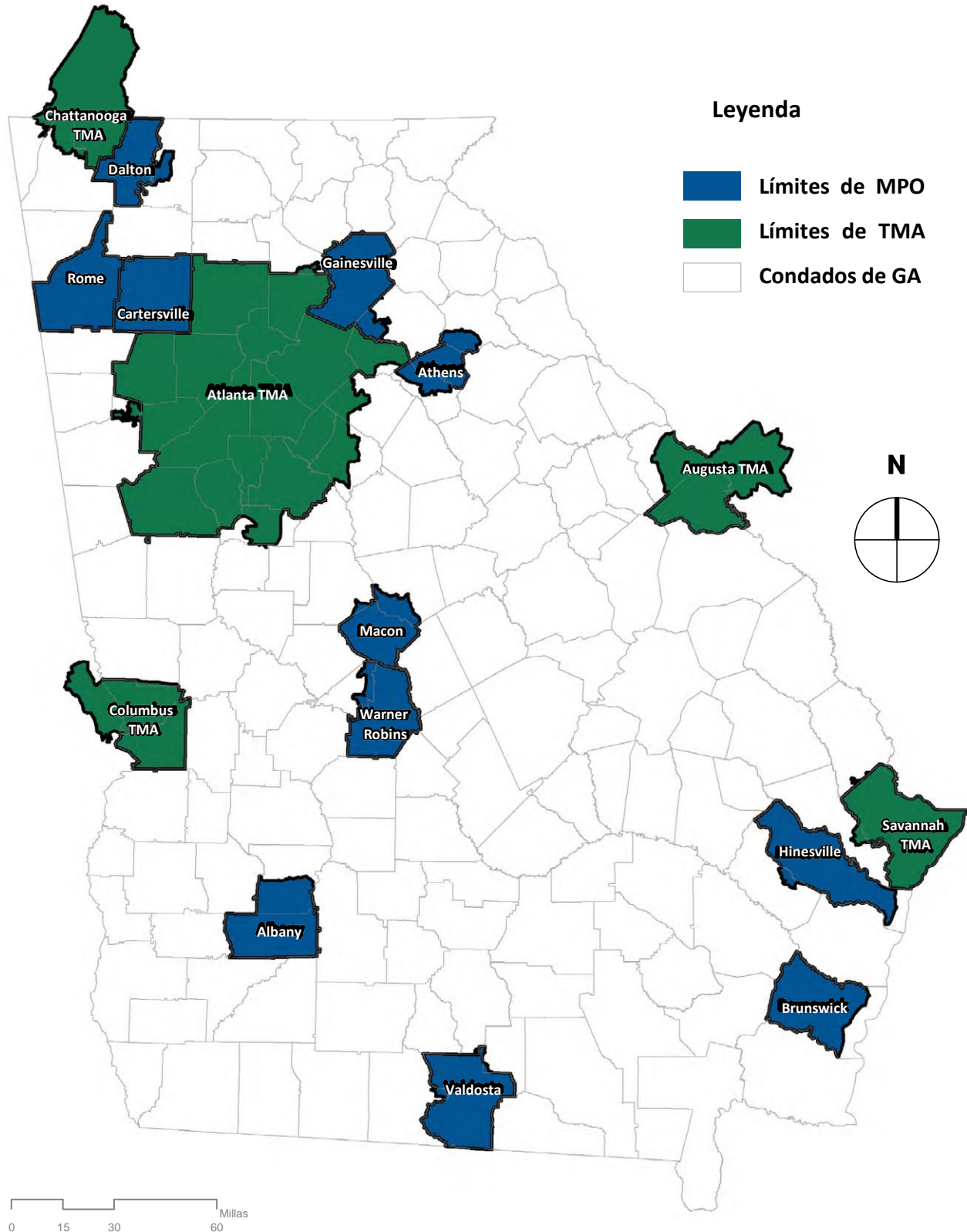
- Aumentar el acceso al ancho de banda rural para el crecimiento económico, oportunidades educativas y acceso a servicios médicos
- Desplegar equipos de respuesta regionales a áreas con desafíos económicos o poblaciones en disminución para colaborar con líderes locales y buscar oportunidades de crecimiento
- Subsanan la falta de maestros en Georgia, eliminando las barreras para el ingreso profesional y aumentando salarios
- Eliminar las normas *Common Core* y reducir pruebas de alto riesgo para adoptar un enfoque de aprendizaje más centrado en el alumno
- Mejorar las tasas de alfabetización para los estudiantes de tercero a doceavo grado.

Asignar prioridad a los habitantes de Georgia

- Eliminar la actividad de pandillas y trata de personas que afecta cada comunidad en todo Georgia
- Reducir costos, mejorar la calidad y aumentar el acceso a servicios médicos de calidad en cada región
- Mantener iniciativas para la seguridad de estudiantes, maestros y el personal en campus
- Ampliar el acceso a recursos de salud mental en escuelas para niños y adultos jóvenes



Organizaciones de Planificación Metropolitanas (MPO) de Georgia





Personas de contacto de las Organizaciones de Planificación Metropolitanas (MPO) de Georgia

| | |
|---|---|
| <p>Albany - Estudio de transporte regional del área de Dougherty (DARTS)</p> <p>Sitio web: http://dartsmpo.org/ Dirección: Albany-Dougherty Planning/ Community Development 240 Pine Avenue, Suite 300 Albany, Georgia 31701</p> <p>Persona de contacto: Tanner Anderson, planificadora de transporte Teléfono: 229.302.1843 Correo electrónico: taanderson@albanyga.gov</p> | <p>Athens - (MACORTS) Madison-Athens-Clarke- Oconee Transportation Study</p> <p>Sitio web: www.macorts.org Dirección: Athens-Clarke County Planning Commission 120 W. Dougherty St. Athens, GA 30601</p> <p>Persona de contacto: Robert Walker, planificador de transporte Teléfono: 706.613.3515 Correo electrónico: robert.walker@accgov.com</p> |
| <p>Atlanta - Comisión Regional de Atlanta(ARC)</p> <p>Sitio web: www.atlantaregional.org Dirección: 229 Peachtree St. NE, Suite 100 Atlanta, GA 30303</p> <p>Persona de contacto: John Orr, Manager, unidad de movilidad y acceso al transporte Teléfono: 404.463.3265 Correo electrónico: jorr@atlantaregional.org</p> | <p>Augusta - Estudio de transporte regional de Augusta (ARTS)</p> <p>Sitio web: https://www.augustaga.gov/680/ Dirección: Augusta Planning and Development Department 535 Telfair St. Suite 300 Augusta, GA 30901-5867</p> <p>Persona de contacto: Carla Delaney Teléfono: 706.821.1161 Email: Cdelaney@augustaga.gov</p> |
| <p>Brunswick - Estudio de transporte del área de Brunswick (BATS)</p> <p>Sitio web: www.glynncounty.org/ Dirección: Glynn County Community Development 1725 Reynolds St, Ste. 200 Brunswick, GA 31520</p> <p>Persona de contacto: Toby Harris, director de desarrollo comunitario Teléfono: 912.554.7428 Email: tharris@glynncounty-ga.gov</p> | <p>Cartersville Bartow - Departamento de Desarrollo Comunitario del condado de Bartow</p> <p>Sitio web: https://www.bartowcountyga.gov/departments/community_development/mpo/ Dirección: 135 West Cherokee Avenue Suite 124, Cartersville, GA 30120</p> <p>Persona de contacto: Toms Sills, planificador de transporte Teléfono: 770.607.6265 Correo electrónico: sillst@bartowga.org</p> |
| <p>Chattanooga - Estudio de transporte de la zona urbana de Chattanooga (CUATS)</p> <p>Sitio web: www.chcrpa.org Dirección: Chattanooga-Hamilton County Regional Planning Agency 1250 Market St., Ste. 2000 Chattanooga, TN 37402-2713</p> <p>Persona de contacto: Karen Rennich, coordinadora de MPO Teléfono: 423.643.5903 Correo electrónico: tpo@chattanooga.gov</p> | <p>Columbus- Estudio de transporte de Columbus-Phenix City (CPCTS)</p> <p>Sitio web: https://www.columbusga.gov/planning/trans.htm Dirección: Columbus Dept. of Engineering Transportation Planning Division 420 10th St. Columbus, GA 31902</p> <p>Persona de contacto: Lynda Temples, planificadora Teléfono: 706.225.3938 Correo electrónico: ltemples@columbusga.org</p> |



Personas de contacto de las Organizaciones de Planificación Metropolitanas (MPO) de Georgia

| | |
|--|--|
| <p>Dalton - MPO de la zona metropolitana de Dalton</p> <p>Sitio web: www.whitfieldcountyga.com/eng/mpo.htm Dirección: 201 S Hamilton St. Dalton, GA 30720 Dirección postal: P.O. BOX 248 Dalton, Georgia 30722 Persona de contacto: Jacob Bearden, coordinador de GDMPO Teléfono: 706.876.2592 Correo electrónico: jbearden@whitfieldcountyga.com</p> | <p>Gainesville - MPO de Gainesville-Hall (GHMPO)</p> <p>Sitio web: www.ghmpo.org Dirección: Hall County Government Center, Department of Planning 2875 Browns Puentes Rd. Gainesville, GA 30504-5635 Persona de contacto: Joseph Boyd, director de planificación de transporte Teléfono; 770.297.5541 Correo electrónico: jboyd@hallcounty.org</p> |
| <p>Hinesville - MPO del área de Hinesville (HAMPO)</p> <p>Sitio web: http://thelcpc.org/HAMPO/hampo Address: Hinesville Area MPO 100 Main Street, Suite 7520 Hinesville, GA 31313 Persona de contacto: Jeff Ricketson, director ejecutivo Teléfono: 912.408.2033 Correo electrónico: jricketson@thelcpc.org</p> | <p>Macon - Estudio de transporte del área de Macon (MATS)</p> <p>Sitio web: https://www.maconmpo.com/ Dirección: Macon MPO, Macon Metropolitan Planning Organization Macon Area Transportation Study 200 Cherry St., Suite 300 Macon, GA 31201 Persona de contacto: Mike Greenwald, director de planificación/coordinador técnico de MPO Teléfono: 478.241.2566 Correo electrónico: mgreenwald@mbpz.org</p> |
| <p>Rome - MPO de Floyd County-Rome (FRUTS)</p> <p>Sitio web: https://www.romea.us/296/Metropolitan-Planning-Organization-MPO Dirección: Rome-Floyd Cty. Planning Commission PO Box 1433 Rome, GA 30162-1433 Persona de contacto: Artagus Newell, director Teléfono: 706.236.5025 Correo electrónico: anewell@romea.us</p> | <p>Savannah - MPO de la región costera (CORE MPO)</p> <p>Sitio web: https://www.thempc.org/Core Address: Coastal Region Metropolitan Planning Commission 110 E. State St., PO Box 8246 Savannah, GA 31412-8246 Persona de contacto: Wykoda Wang, directora de transporte Teléfono: 912.651.1466 Correo electrónico: wangw@thempc.org</p> |
| <p>Valdosta - MPO de Valdosta-Lowndes (VLMPO)</p> <p>Sitio web: https://www.sgrc.us/transportation.html Dirección: Valdosta-Lowndes MPO 1937 Carlton Adams Drive Valdosta, GA 31601 Persona de contacto: Amy Martin, planificadora de transporte sénior Teléfono: (229) 333-5277 Correo electrónico: amartin@sgrc.com</p> | <p>Warner Robins - Estudio de transporte del área de Warner Robins (WRATS)</p> <p>Sitio web: https://www.wrga.gov/295/Warner-Robins-Area-Transportation-Study- Dirección: Warner Robins – WRATS 610B Watson Blvd. P.O. Box 8629 Warner Robins, GA 31095 Persona de contacto: Jessica Bird, planificadora de transporte Teléfono: 478.302.5505 Correo electrónico: jbird@wrga.gov</p> |

*Para obtener información actualizada sobre las MPO de Georgia, visite el [sitio web](http://www.gamponet.org) de Georgia Association of Metropolitan Planning Organization's (GAMPO).



Plan financiero del STIP del Departamento de Transporte de Georgia

Como se explicó antes, el STIP de Georgia se formula según el Título 23, CFR, artículo 450.218, e incluye una lista prioritaria de proyectos de transporte público, ferroviarios y viales que se ejecutarán (artículo 630.106(a)(2)).

A continuación, se presentan cálculos de costos del programa de transporte con austeridad fiscal, en cada ejercicio fiscal del Plan Financiero del STIP (SFP). En conformidad con el Título 23, CFR, artículo 630.110: «Modificación de acuerdos originales», para fases autorizadas de un proyecto (artículo 630.106(a)(2)) según un STIP anterior, el SFP reserva una porción de los fondos para este fin y asigna los ingresos del transporte restantes a proyectos locales y estatales para un periodo de cuatro años. El plan financiero incluye proyectos para los cuales se prevé razonablemente que habrá financiamiento. Solo estos proyectos o fases de un proyecto vial (definición del alcance, ingeniería preliminar, servidumbres de paso, servicios públicos o construcción) o de transporte (costos de capital u operativos) se incluyen en el STIP.

Los costos del SFP se calculan usando el financiamiento real federal y estatal en 2023 -como punto de referencia-, con una tasa de crecimiento conservadora del 2% para cada uno de los tres primeros años y del 1% para el último año, para proyectar los niveles de financiamiento previstos de un proyecto para el periodo de cuatro años del STIP. Los Programas de Mejoras del Transporte (TIP) y sus fondos consecuentes - desarrollados por las 16 MPO de Georgia- también se incorporan en el STIP por referencia.

El SFP de los ejercicios fiscales 2024-2027 SFP para proyectos viales y de transporte público suman un total de \$11.04 mil millones, con un programa anual del ejercicio fiscal 2024 de \$2.67 mil millones. El financiamiento para este programa de cuatro años incluye \$6.93 mil millones en fondos federales, \$1.65 mil millones en fondos estatales y \$2.46 mil millones en fondos locales u otros (véase la tabla *Fondos del STIP por tipo de mejora*).

Este nivel de inversiones en infraestructura respalda puestos de trabajo en la industria de la construcción y un sistema de transporte bien conservado que promueve una economía pujante porque provee la infraestructura para el movimiento seguro y eficiente de personas y bienes.

Como se explicó antes, los cálculos de costos del proyecto, usados para formular el STIP, se basan en los mejores cálculos de costos de ingeniería disponibles en un momento dado. El costo final para la autorización de la fase del proyecto real puede variar; los requisitos de servidumbres de paso o cantidades de diseño se finalizan durante el proceso previo a la construcción.

Programas viales (financiados por la Ley de Empleo e Inversiones en Infraestructura (IIJA))

Programa de rendimiento vial nacional (NHPP) - Respaldar las condiciones y el rendimiento del Sistema Vial Nacional (NHS). El NHS mejorado está compuesto por carreteras urbanas y rurales que cubren centros de población importantes, medios de transporte intermodales y lugares de destino de viaje principales. Esto incluye el sistema interestatal; todas las vías principales; carreteras que facilitan el acceso vehicular entre el NHS y medios de transporte intermodal principales; y la red de carreteras importantes para la defensa estratégica de EE. UU. (STRAHNET) y sus conexiones con bases militares.

Subsidio en bloque para transporte terrestre (STBG) - El estado y localidades pueden usar fondos de STBG para proyectos que preservan o mejoran condiciones y el rendimiento en carreteras con asistencia federal, proyectos de puentes en vías públicas, instalaciones para transporte no motorizado, proyectos de capital para transporte público e instalaciones y terminales de autobuses públicos. Conforme a IIJA, la distribución de fondos STBG incluye el 55% para uso en zonas rurales y urbanas del estado según la población. El 45% restante se puede usar en cualquier área del estado a criterio del departamento.



Programa de mejora de la seguridad vial (HSIP) - La meta es lograr una reducción significativa de víctimas fatales de accidentes y lesiones graves en todas las vías públicas. Los fondos de este programa también se reservan para implementar el Programa de Cruce Vial-Ferrovionario que incluye proyectos para la eliminación de peligros, cruces ferroviarios y dispositivos de protección ferroviarios.

Calidad del aire/mitigación de la congestión (CMAQ) - Estos fondos son para proyectos con resultados comprobados en la reducción de la congestión de tráfico o mejora de la calidad de aire en áreas de mantenimiento o incumplimiento. Proyectos tales como mejoras de intersecciones, coordinación de señales y transporte compartido son elegibles para estos fondos. En la actualidad, hay dieciséis condados en áreas de incumplimiento o mantenimiento: Barrow, Bartow, Cherokee, Clayton, Cobb, Coweta, DeKalb, Douglas, Fayette, Forsyth, Fulton, Gwinnett, Henry, Newton, Paulding y Rockdale.

Programa de alternativas de transporte (TAP) - Incluye proyectos que eran actividades elegibles previamente según programas financiados por separado. Entre los proyectos elegibles se encuentran actividades para la mejora del transporte, senderos recreativos, calles seguras para escolares y la planificación, el diseño o la construcción de carreteras dentro de la servidumbre de paso de exrutas interestatales u otras divididas.

Programa nacional de cargas terrestres (NHFP) - Mejora el movimiento eficiente de cargas por la Red Nacional de Cargas Terrestres (NHFN) y respalda varias metas. Algunas de estas incluyen invertir en mejoras operativas y de infraestructura; mejorar la seguridad, protección personal, eficiencia y resiliencia del transporte de cargas en zonas rurales y urbanas; y reducir los impactos ambientales del movimiento de cargas en la NHFN.

Los siguientes nuevos programas se establecieron según la Ley de Empleo e Inversiones en Infraestructura (IIJA) (Ley Pública 117-58, también conocida como la «Ley de Infraestructura Bipartita» (BIL)).

Programa de reducción del carbono (CRP) - Este programa se estableció para reducir emisiones de carbono del transporte. El objetivo es formular estrategias estatales para la reducción del carbono y financiar proyectos destinados a reducir emisiones. Según IIJA, la distribución de fondos CRP incluye el 65% para el uso en zonas urbanas y rurales del estado según la población. El 35% restante se puede usar en cualquier área del estado a criterio del departamento.

Promoción de operaciones resilientes para un transporte rentable, eficiente y transformador (PROTECT) - Este programa se estableció para proteger activos de transporte terrestre, aumentando su resiliencia a condiciones climáticas y desastres naturales actuales y futuros. Además, sirve para proteger comunidades y la infraestructura costera y natural. Los proyectos elegibles incluyen mejoras para la resiliencia, resiliencia de la comunidad y rutas de evacuación e infraestructura costera en riesgo en proyectos viales, medios de transporte públicos y complejos portuarios.

Programa de subsidios de fórmula para puentes (BFP) - Este programa se estableció para mejorar y preservar el estado de los puentes en carreteras. Entre los proyectos elegibles se encuentran reemplazo, rehabilitación, preservación y protección de puentes y proyectos de construcción en vías públicas. Una meta clave del Programa de subsidios de fórmula para puentes es mejorar su condición en carreteras, clasificados en mal estado o estado regular. Además, respalda proyectos que afrontan los desafíos enfrentados por personas y comunidades marginadas en zonas rurales y las necesidades de puentes viales que impiden la movilidad de bienes o servicios.



Infraestructura nacional de vehículos eléctricos (NEVI) - Este programa se estableció para desplegar estratégicamente una infraestructura para la carga de vehículos eléctricos (EV) y crear una red interconectada para facilitar la fiabilidad, el acceso y la recopilación de datos. NEVI respaldará la meta de brindar una red nacional de recarga de vehículos eléctricos para todos los usuarios que es práctica, fiable, asequible y equitativa.

La meta del Programa [NEVI de Georgia](#) es desplegar una red de estaciones de carga de vehículos eléctricos que satisfagan las metas nacionales del programa. El plan NEVI explica cómo Georgia tiene la intención de invertir estos fondos y el enfoque estratégico respecto del programa. Este programa nacional establece que los fondos se deben usar primero para construir estaciones de carga de vehículos eléctricos a lo largo de corredores viales de combustible alternativos (AFC, en inglés). En el sitio web a continuación se encuentra ahora el webinar del Programa de Despliegue de NEVI de Georgia. Este webinar hace una presentación general del programa y describe la infraestructura actual y futura en el estado, junto con las tendencias hacia un mayor número de propietarios de vehículos que utilizan combustibles alternativos.

Mecanismos y fuentes de financiamiento de carreteras

Carreteras federales - Los fondos para estas carreteras en el STIP se calculan según las expectativas del departamento sobre los fondos que el Congreso autorizará para el desembolso en el programa. El departamento prevé conseguir al menos \$7.02 mil millones en fondos para carreteras federales en los próximos cuatro años. Los cálculos pueden cambiar según la asignación anual próxima y los niveles de obligación, establecidos por el Congreso.

Construcción anticipada (AC) - Permite a un estado solicitar y recibir la aprobación de la FHWA para construir proyectos con asistencia federal con otros recursos financieros, antes del reparto de los fondos federales autorizados. En circunstancias normales, los proyectos construidos por anticipado son «convertidos» a proyectos con asistencia federal cuando hay fondos suficientes y se autoriza la obligación.

Fondos estatales - Los \$1.63 mil millones en fondos estatales para carreteras están disponibles de varias fuentes, incluidos impuestos al combustible y a combustibles especiales (diésel). Los fondos estatales son parte de la formulación del programa del STIP, con casi \$1.35 mil millones utilizados para la igualación federal.

Fondos locales/otros - Las leyes federales permiten fondos de municipalidades locales, ingresos de bonos municipales e ingresos de préstamos de un banco de infraestructura estatal o federal para financiar la porción no federal de un proyecto vial con asistencia federal. El financiamiento de estas fuentes también se puede utilizar para el costo total de un proyecto cuando no se usan fondos federales. Las asociaciones público-privadas también pueden complementar los métodos de entrega innovadores y tradicionales de GDOT. Estas asociaciones aceleran la entrega del proyecto, brindan acceso a capital adicional, ofrecen una visión a más largo plazo de la gestión de activos y puede reducir el costo público y los requisitos de deuda.

Resumen de proyectos y fondos viales disponibles

| Descripción | Ejercicio fiscal 2024 | Ejercicio fiscal 2025 | Ejercicio fiscal 2026 | Ejercicio fiscal 2027 | Total |
|---|-----------------------|-----------------------|-----------------------|-----------------------|----------|
| Fondos totales disponibles | \$2,644 | \$2,768 | \$2,736 | \$3,056 | \$11,184 |
| Proyectos viales totales | \$2,525 | \$2,626 | \$2,492 | \$2,859 | \$10,502 |
| Reserva para modificaciones y enmiendas | \$119 | \$142 | \$224 | \$197 | \$682 |
| Reserva para conversiones de AC | \$0 | \$0 | \$0 | \$0 | \$0 |

Tabla 1, carreteras



Total calculado de fondos para carreteras y autoridad de gasto disponible
(en millones de dólares estadounidenses)
Reparto federal por programa

| Categorías de financiamiento | Ejercicio fiscal 2024 | Ejercicio fiscal 2025 | Ejercicio fiscal 2026 | Ejercicio fiscal 2027 | Total |
|------------------------------|-----------------------|-----------------------|-----------------------|-----------------------|----------------|
| Rendimiento vial federal | \$931 | \$950 | \$969 | \$969 | \$3.819 |
| Transporte terrestre | \$405 | \$414 | \$422 | \$422 | \$1.663 |
| Mejora de la seguridad vial | \$99 | \$101 | \$103 | \$103 | \$406 |
| Cruces ferroviarios | \$9 | \$9 | \$10 | \$10 | \$38 |
| Mitigación de la congestión | \$76 | \$77 | \$79 | \$79 | \$311 |
| Alternativas de transporte | \$58 | \$59 | \$60 | \$60 | \$237 |
| Cargas terrestres nacionales | \$46 | \$47 | \$48 | \$48 | \$189 |
| Reducción del carbono | \$41 | \$41 | \$41 | \$41 | \$164 |
| PROTECT | \$47 | \$47 | \$47 | \$47 | \$188 |
| Reparto total | \$1,712 | \$1,745 | \$1,779 | \$1,779 | \$7,015 |

Tabla 2, carreteras

* Gasto anual máximo que se puede aplicar en todos los programas centrales, identificados en la Tabla 2, carreteras

Autoridad de gasto federal disponible

| Categorías de financiamiento | Ejercicio fiscal 2024 | Ejercicio fiscal 2025 | Ejercicio fiscal 2026 | Ejercicio fiscal 2027 | Total |
|--|-----------------------|-----------------------|-----------------------|-----------------------|-----------------|
| Limitación de obligación de subsidios de fórmula | \$1,634 | \$1,664 | \$1,695 | \$1,695 | \$6,688 |
| Programa de subsidios de fórmula para puentes | \$45 | \$45 | \$45 | \$45 | \$180 |
| Red nacional de vehículos eléctricos | \$29 | \$29 | \$29 | \$29 | \$116 |
| HIP ordenado por el congreso | \$7 | \$8 | \$0 | \$0 | \$15 |
| Fondos destinados a proyectos especiales | \$0.2 | \$1 | \$0 | \$2 | \$3 |
| Carretera de los Apalaches | \$115 | \$0 | \$0 | \$0 | \$115 |
| Subsidios federales | \$40 | \$32 | \$56 | \$8 | \$136 |
| Otros fondos federales | \$1 | \$15 | \$1 | \$1 | \$18 |
| Fondos federales totales disponibles | \$1,871 | \$1,794 | \$1,826 | \$1,780 | \$7,271 |
| Fondos estatales | \$340 | \$423 | \$405 | \$461 | \$1.629 |
| Fondos locales/otros | \$433 | \$551 | \$485 | \$815 | \$2.284 |
| Fondos totales disponibles del programa | \$2,644 | \$2,768 | \$2,716 | \$3,056 | \$11,184 |

Tabla 3, carreteras

Fondos de proyectos viales del STIP - El programa vial de \$10.50 mil millones para los ejercicios fiscales 2024-2027 incluye \$6.59 mil millones en fondos federales, \$1.63 mil millones en fondos estatales y \$2.28 mil millones en fondos locales/otros. La siguiente tabla resume el financiamiento del programa para el periodo del STIP:



Proyectos viales de los ejercicios fiscales 2024-2027 (en millones de dólares estadounidenses)

| Fuente de financiamiento | Ejercicio fiscal 2024 | Ejercicio fiscal 2025 | Ejercicio fiscal 2026 | Ejercicio fiscal 2027 | Total | Promedio anual |
|--------------------------|-----------------------|-----------------------|-----------------------|-----------------------|-----------------|----------------|
| Asistencia federal | \$1,752 | \$1,652 | \$1,602 | \$1,583 | \$6,589 | \$1,647 |
| Fondos estatales | \$340 | \$423 | \$405 | \$461 | \$1,629 | \$407 |
| Fondos locales/otros | \$433 | \$551 | \$485 | \$815 | \$2,284 | \$571 |
| Total | \$2,525 | \$2,626 | \$2,492 | \$2,859 | \$10,502 | \$2,625 |

Tabla 4, carreteras

Proyectos viales por área de MPO de los ejercicios fiscales 2024-2027

| Área MPO | Ejercicio fiscal 2024 | Ejercicio fiscal 2025 | Ejercicio fiscal 2026 | Ejercicio fiscal 2027 | Total |
|----------------------|------------------------|------------------------|------------------------|------------------------|-------------------------|
| Albany | \$45,000 | \$45,000 | \$45,000 | \$17,795,340 | \$17,930,340 |
| Athens | \$21,254,306 | \$37,581,663 | \$64,855,331 | \$61,440,053 | \$185,131,353 |
| Atlanta TMA | \$921,654,340 | \$1,368,118,183 | \$1,196,026,247 | \$1,703,706,218 | \$5,189,504,988 |
| Augusta TMA | \$41,980,741 | \$49,579,756 | \$13,868,342 | \$825,000 | \$106,253,838 |
| Brunswick | \$50,000 | \$3,751,876 | \$5,575,000 | \$2,200,000 | \$11,576,876 |
| Cartersville | \$21,669,544 | \$27,834,196 | \$30,604,588 | \$0 | \$80,108,328 |
| Chattanooga TMA | \$11,522,356 | \$9,690,115 | \$3,971,738 | \$0 | \$25,184,209 |
| Columbus TMA | \$6,214,849 | \$10,654,427 | \$0 | \$0 | \$16,869,275 |
| Dalton | \$2,000,000 | \$323,000 | \$9,870,000 | \$0 | \$12,193,000 |
| Gainesville | \$31,504,537 | \$250,000 | \$325,000 | \$0 | \$32,079,537 |
| Hinesville | \$26,554,734 | \$2,232,782 | \$4,260,000 | \$0 | \$33,047,516 |
| Macon | \$30,880,595 | \$3,561,200 | \$779,000 | \$0 | \$35,220,795 |
| Rome | \$103,091 | \$3,162,477 | \$0 | \$0 | \$3,265,568 |
| Savannah TMA | \$175,300,750 | \$117,206,232 | \$41,160,000 | \$10,299,000 | \$343,965,982 |
| Valdosta | \$2,915,918 | \$0 | \$0 | \$0 | \$2,915,918 |
| Warner Robins | \$250,000 | \$0 | \$11,635,694 | \$746,636 | \$12,632,330 |
| Totales | | | | | |
| MPO Total | \$1,293,900,761 | \$1,633,990,907 | \$1,382,975,939 | \$1,797,012,247 | \$6,107,879,854 |
| Rural Area | \$1,231,009,659 | \$991,619,739 | \$1,109,756,275 | \$1,061,842,247 | \$4,394,227,919 |
| Total estatal | \$2,524,910,420 | \$2,625,610,646 | \$2,492,732,214 | \$2,858,854,494 | \$10,502,107,774 |

La tabla 5*, carreteras, excluye proyectos de transporte público; las cifras de zonas rurales incluyen agrupaciones de sumas globales.



Cálculos de ingresos de MPO de los ejercicios fiscales 2024-2027

| Área MPO | Ejercicio fiscal 2024 | Ejercicio fiscal 2025 | Ejercicio fiscal 2026 | Ejercicio fiscal 2027 | Total |
|------------------|------------------------|------------------------|------------------------|------------------------|------------------------|
| Albany | \$377,104 | \$596,336 | \$596,336 | \$18,346,676 | \$19,916,452 |
| Athens | \$21,700,747 | \$38,322,814 | \$65,596,482 | \$62,181,204 | \$187,801,247 |
| Atlanta TMA | \$981,616,989 | \$1,402,138,072 | \$1,307,748,441 | \$1,758,940,861 | \$5,450,444,363 |
| Augusta TMA | \$48,744,202 | \$61,409,901 | \$22,724,769 | \$13,199,769 | \$146,078,641 |
| Brunswick | \$226,921 | \$4,045,588 | \$5,868,712 | \$2,493,712 | \$12,634,933 |
| Cartersville | \$22,687,332 | \$29,507,385 | \$32,294,829 | \$1,763,672 | \$86,253,218 |
| Chattanooga TMA | \$12,195,416 | \$13,657,431 | \$7,989,597 | \$4,017,859 | \$37,860,303 |
| Columbus TMA | \$9,453,652 | \$19,992,577 | \$9,354,956 | \$9,354,956 | \$48,156,141 |
| Dalton | \$2,295,558 | \$813,664 | \$10,360,664 | \$490,664 | \$13,960,550 |
| Gainesville | \$31,958,233 | \$1,003,195 | \$1,078,195 | \$753,195 | \$34,792,818 |
| Hinesville | \$26,733,154 | \$2,528,980 | \$4,556,198 | \$296,198 | \$34,114,530 |
| Macon | \$31,357,604 | \$4,353,099 | \$1,570,899 | \$791,899 | \$38,073,501 |
| Rome | \$314,086 | \$3,512,756 | \$350,279 | \$350,279 | \$4,527,400 |
| Savannah TMA | \$183,891,901 | \$119,074,744 | \$53,124,600 | \$18,263,600 | \$374,354,845 |
| Valdosta | \$3,183,203 | \$443,728 | \$443,728 | \$443,728 | \$4,514,387 |
| Warner Robins | \$711,543 | \$766,221 | \$12,401,915 | \$1,512,857 | \$15,392,536 |
| Totales | | | | | |
| MPO Total | \$1,377,447,645 | \$1,702,166,491 | \$1,536,060,600 | \$1,893,201,129 | \$6,508,875,865 |

La tabla 6*, carreteras, excluye proyectos de transporte público; las cifras de zonas rurales incluyen agrupaciones de sumas globales.





Ley de Empleo e Inversiones en Infraestructura (IIJA) - Programas del Título 3

Los medios de transporte públicos, trenes, aviones, trenes de cargas y puertos son modalidades tan importantes como las carreteras en el sistema de transporte intermodal. Estas otras modalidades financiadas mediante el Título 2 o de fondos establecidos del Título 1 son parte del STIP. Debido a su importancia en el programa de transporte estatal, se incluye en este documento un resumen integral de programas de modalidades que no son viales, financiados con fondos distintos de IDA/BIL y administrados por Georgia DOT.

Programas de transporte público

Georgia DOT, en cooperación con la FTA, trabaja en conjunto con MPO, comisiones regionales y agencias de transporte público urbanas pequeñas y rurales en toda Georgia para planificar, desarrollar y proveer servicios e instalaciones de transporte público. Más de 100 agencias regionales y jurisdicciones locales reciben fondos estatales y federales para transporte público a través de Georgia DOT.

La misión principal del Programa de Transporte Público de Georgia DOT (asignado a la oficina intermodal) es supervisar la gestión de una variedad de programas financiados estatalmente o por la FTA para respaldar la planificación, proyectos de capital y operaciones del sistema de transporte público. GDOT es responsable de la planificación del transporte público estatal y coordina con agencias locales y de otros estados -por ejemplo, el Departamento de Servicios Humanos (DHS) de Georgia- sus actividades de transporte público. Además, GDOT supervisa programas y proyectos de capital para transporte público y provee asistencia a sistemas de diversos tamaños, de muy pequeños (operación de 1-3 vehículos) a más grandes, 50-70 vehículos por día.

El Programa de Transporte Público de Georgia DOT también realiza actividades de supervisión y planificación de la gestión de activos del transporte público -por mandato federal- para sistemas de transporte urbanos pequeños o rurales del estado. Una parte de esta función es garantizar que todos los vehículos e instalaciones de transporte público, financiados por el gobierno federal y estatal, sean mantenidos en «buen estado de reparación». Georgia DOT también presta asistencia técnica a MPO, comisiones regionales, gobiernos locales y agencias de transporte público de todos los tamaños en Georgia. Con el personal de transporte público que trabaja en la oficina General de Georgia DOT en Atlanta y en seis oficinas de distrito regionales, el personal del departamento trabaja en estrecha colaboración con las agencias locales que realizan operaciones de transporte público, mantenimiento y mejoras de capital.

Los proyectos de transporte público -enumerados en el STIP- son financiados con fondos de la FTA, juntos con otros estatales, para ciertas actividades de transporte público. Los proyectos de transporte público, ubicados en zonas urbanas designadas de Georgia, son identificados a través del proceso de planificación de las MPO que incluye la representación del sistema de transporte público en un área dada. Todos los proyectos de transporte público urbano están incluidos en los Programas de Mejoras del Transporte (TIP) y Planes de Transporte a Largo Plazo (LRTP) en todas las áreas de MPO en el estado.

Georgia DOT es el beneficiario designado de los fondos de la FTA para todas las zonas con menos de 200,000 habitantes, incluidas todas las áreas en el estado, excepto por las incluidas en estas MPO: Atlanta, Augusta, Chattanooga, Columbus y Savannah. Además de los fondos federales para transporte público repartidos a áreas urbanizadas y estatales en Georgia, GDOT también recibe fondos estatales, asignados del presupuesto del Fondo General del estado para igualar hasta la mitad de la porción local de proyectos de capital para transporte público, ubicados en las zonas urbanizadas de Albany, Athens, Brunswick, Cartersville, Gainesville, Hinesville, Macon y Rome⁷. Además, el departamento coordina con el Departamento de Servicios Humanos de Georgia (GDHS) proyectos de transporte para adultos mayores y personas con necesidades especiales. GDHS es el beneficiario designado para los fondos del programa encuadrado en el artículo 5310 de la FTA en Georgia.

Las zonas urbanizadas en el área metropolitana de Atlanta, Augusta, Savannah y Columbus tienen más de 200,000 habitantes y reciben fondos federales para transporte público directamente de la FTA. Si está asignado en el presupuesto estatal, Georgia DOT puede proveer hasta la mitad de la porción local de fondos de igualación para proyectos de capital en estas zonas.



Los programas principales de transporte público de la FTA incluyen:

Artículos 5303 y 5304 - Programa de planificación estatal y metropolitana: estos programas proveen financiamiento a los estados y zonas urbanizadas para realizar actividades de transporte público y planificar y desarrollar sistemas de transporte multimodales.

Artículo 5307 - Programa de subsidios de fórmula para zonas urbanizadas: este artículo de la FTA establece financiamiento para la planificación, operación y capital. Los fondos se distribuyen en todo el país según una fórmula.

Artículo 5310 - Programa de subsidios de fórmula para la movilidad mejorada de adultos mayores y personas con necesidades especiales: este artículo de la FTA respalda los costos de capital de los servicios de transporte de estas poblaciones. El Departamento de Servicios Humanos de Georgia (DHS) administra el programa y coordina sus actividades con el Programa de Transporte Público de GDOT.

Artículo 5311 - Programa de subsidios de fórmula para zonas rurales: este artículo de la FTA provee fondos para mejorar el acceso de las personas en zonas no urbanizadas a servicios médicos, centros de compras, educación, empleo, servicios públicos y recreación. Los fondos están disponibles para gastos administrativos, de asistencia operativa y de capital. Además, el programa incluye el Programa de asistencia para transporte público rural (RTAP) para el Departamento de Transporte estatal (Artículo 5311(b)(3)) que provee fondos para capacitación, asistencia técnica, investigación y otros servicios auxiliares para operaciones de transporte público rural. El Programa del artículo 5311 también incluye una reserva del 15% para proyectos de capital, relacionados con operaciones privadas de autobuses interurbanos (artículo 5311(f)).

Artículo 5329 - Programa de supervisión de la seguridad estatal: este artículo de la FTA concede facultades para establecer y hacer cumplir un nuevo marco integral para supervisar la seguridad del transporte público en todo Estados Unidos, en relación con ferrocarriles, metros, autobuses, transbordadores y tranvías. GDOT tiene esta responsabilidad en Georgia.

Artículo 5339 - Programa de subsidios para autobuses e instalaciones para autobuses: este artículo de la FTA provee fondos de capital para la compra o reparaciones importantes de autobuses y para el desarrollo y la construcción de instalaciones, por ejemplo, centros de mantenimiento, edificios administrativos, aparcamientos disuasorios y otras similares. El programa del artículo 5339 tiene tres componentes: (a) el programa de subsidios de fórmula, (b) el programa de servicios discrecionales de autobuses y (c) el programa discrecional para autobuses con emisiones cero o bajas.

7. Las MPO de Dalton y Warner Robins son elegibles, pero no participan en el programa del artículo 5307.



Otros programas de transporte público según la FTA

Gestión de activos del transporte público - Además de los programas de la FTA que proveen asistencia financiera para el transporte público, hay otras obligaciones de la ley que los beneficiarios y sub-beneficiarios de los fondos deben cumplir. Una de las áreas de cumplimiento es la gestión de activos del transporte público (TAM). En 2016, se sancionó el nuevo requisito de mantener los vehículos e instalaciones de transporte público en estado de buena reparación. En octubre de 2018, todos los sistemas de transporte público subvencionados con fondos federales debían tener un Plan de gestión de activos del transporte público, con metas de rendimiento detalladas, para vehículos, equipos e instalaciones.

Plan de seguridad de las agencias de transporte público (PTASP) - Los beneficiarios y sub-beneficiarios del Programa de subsidios de fórmula para zonas urbanizadas (Artículo 5307) que son operadores de sistemas de transporte público deben formular planes de seguridad que incluyen los procesos y procedimientos necesarios para implementar sistemas de gestión de la seguridad (SMS). Como GDOT es el beneficiario y el estado, formuló planes de seguridad de agencias para 14 pequeños prestadores de transporte público en Georgia, entre ellos, todos los siete sub-beneficiarios del artículo 5307.

Mecanismos y fuentes de financiamiento del transporte público

Fondos federales para transporte público - Los \$336 millones de fondos federales se basan parcialmente en cálculos de ingresos federales disponibles para Georgia, mediante los programas de transporte terrestre del Departamento de Transporte de Estados Unidos, autorizados según el proyecto de ley de transporte actual (Capítulo 53 del Título 49 de Código de Estados Unidos).

Fondos estatales para transporte público - La Asamblea Legislativa provee una igualación de hasta la mitad del 20% obligatorio para el financiamiento del transporte público federal, a través del Fondo General. Aproximadamente \$24 millones en Fondos Generales para fines de transporte público están programados en el STIP. En años recientes, la Asamblea Legislativa también aprobó fondos de bonos de la Obligación General mediante el programa, «Go! Transit Capital Program». Estos fondos se adjudican competitivamente a sistemas de transporte público de Georgia mediante un programa que aborda inversiones de capital fundamentales en transporte público en todo el estado. Durante la sesión legislativa de 2015, la Asamblea General de Georgia designó \$75 millones para este propósito. En 2019, el Congreso del estado incluyó \$100 millones de dólares estadounidenses en fondos de bonos en el presupuesto para construir cuatro nuevos cruces solo para autobuses, a lo largo de un tramo de 16 millas de la ruta estatal 400.

Fuentes de financiamiento del transporte público local - Durante los cuatro años del programa, se calcula que se necesitarán \$179 millones de fondos locales para igualar fondos federales. Estos fondos son obtenidos de recolección de tarifas públicas, ingresos de publicidad, impuestos a las ventas locales, distritos fiscales especiales, impuestos a la propiedad y el catastro de propiedades.

Proyectos de transporte público de los ejercicios fiscales 2024 - 2027 (en miles de dólares estadounidenses)

| Fuente de financiamiento | Ejercicio fiscal 2024 | Ejercicio fiscal 2025 | Ejercicio fiscal 2026 | Ejercicio fiscal 2027 | Total del STIP | Promedio anual |
|--------------------------|-----------------------|-----------------------|-----------------------|-----------------------|------------------|------------------|
| Fondos federales | \$87,463 | \$82,046 | \$83,039 | \$84,032 | \$336,580 | \$84,145 |
| Fondos estatales | \$6,111 | \$5,985 | \$6,033 | \$6,104 | \$24,233 | \$6,058 |
| Fondos locales | \$47,174 | \$47,208 | \$41,989 | \$42,319 | \$178,690 | \$44,673 |
| Total | \$140,748 | \$135,239 | \$131,061 | \$132,455 | \$539,503 | \$134,876 |

Tabla 1, transporte público



Fondos calculados para transporte público por programa, ejercicios fiscales 2024-2027 (en miles de dólares estadounidenses)

| Categoría | Ejercicio fiscal 2024 | Ejercicio fiscal 2025 | Ejercicio fiscal 2026 | Ejercicio fiscal 2027 | Total del STIP |
|--|-----------------------|-----------------------|-----------------------|-----------------------|------------------|
| 5303 – Planificación metropolitana | \$5,321 | \$5,322 | \$5,197 | \$5,322 | \$21,162 |
| 5304 – Planificación estatal | \$1,557 | \$1,133 | \$1,159 | \$1,206 | \$5,055 |
| 5307 – Programa de subsidios de fórmula para zonas urbanizadas | \$43,709 | \$38,902 | \$38,902 | \$38,902 | \$160,415 |
| 5310 – Movilidad mejorada de adultos mayores y personas con necesidades especiales | \$14,812 | \$15,108 | \$15,404 | \$15,700 | \$61,024 |
| 5311 – Programa de subsidios de fórmula para zonas rurales | \$63,876 | \$66,120 | \$61,617 | \$62,412 | \$254,025 |
| 5329 – Supervisión de la seguridad estatal | \$2,242 | \$2,242 | \$2,242 | \$2,242 | \$8,968 |
| 5339 – Autobuses y terminales de autobuses | \$9,231 | \$6,412 | \$6,540 | \$6,671 | \$28,854 |
| Otros proyectos de transporte público | \$0 | \$0 | \$0 | \$0 | \$0 |
| Total | \$140,748 | \$135,239 | \$131,061 | \$132,455 | \$539,503 |

Tabla 2, transporte público

* El financiamiento según el programa del artículo 5339 es competitivo. GDOT no ha seleccionado proyectos en estos años. El financiamiento e información detallada de proyectos se indicarán en el Programa de Mejoras de Transporte (TIP) de las MPO apropiadas en el momento de la identificación, selección y adjudicación de fondos.

Resumen de proyectos de transporte público por área de MPO de los ejercicios fiscales 2024-2027

| Área de MPO | Ejercicio fiscal 2024 | Ejercicio fiscal 2025 | Ejercicio fiscal 2026 | Ejercicio fiscal 2027 | Total |
|-------------------------|-----------------------|-----------------------|-----------------------|-----------------------|----------------------|
| Albany | \$4,647,533 | \$4,066,074 | \$4,066,074 | \$4,066,074 | \$16,845,755 |
| Athens | \$5,416,884 | \$11,247,654 | \$11,247,654 | \$11,247,654 | \$39,159,846 |
| Atlanta TMA | \$8,152,994 | \$7,325,843 | \$7,325,843 | \$7,325,843 | \$30,130,523 |
| Augusta TMA | \$917,043 | \$917,043 | \$917,043 | \$917,043 | \$3,668,172 |
| Brunswick | \$2,094,253 | \$2,094,253 | \$2,094,253 | \$2,094,253 | \$8,377,012 |
| Cartersville | \$1,073,643 | \$1,073,643 | \$1,073,643 | \$1,073,643 | \$4,294,572 |
| Chattanooga TMA | \$1,098,782 | \$1,098,782 | \$1,098,782 | \$1,098,782 | \$4,395,128 |
| Columbus TMA | \$202,166 | \$175,916 | \$175,916 | \$175,916 | \$729,914 |
| Dalton | \$9,856,804 | \$1,287,336 | \$1,287,336 | \$1,287,336 | \$13,718,812 |
| Gainesville | \$3,775,486 | \$3,709,658 | \$3,709,658 | \$3,709,658 | \$14,904,460 |
| Hinesville | \$2,800,731 | \$2,800,731 | \$2,800,731 | \$2,800,731 | \$11,202,924 |
| Macon | \$9,641,908 | \$9,374,408 | \$9,374,408 | \$9,374,408 | \$37,765,132 |
| Rome | \$6,084,238 | \$6,084,238 | \$6,084,238 | \$6,084,238 | \$24,336,952 |
| Savannah TMA | \$1,450,254 | \$1,450,254 | \$1,450,254 | \$1,450,254 | \$5,801,016 |
| Valdosta | \$2,660,969 | \$2,446,951 | \$2,446,951 | \$2,446,951 | \$10,001,822 |
| Warner Robins | \$4,195,950 | \$228,610 | \$104,392 | \$228,610 | \$4,757,562 |
| Totales | | | | | |
| MPO Total | \$64,069,638 | \$55,381,394 | \$55,257,176 | \$55,381,394 | \$230,089,602 |
| Áreas rurales | \$76,678,791 | \$79,857,422 | \$75,803,548 | \$77,073,454 | \$309,413,215 |
| Total del estado | \$140,748,429 | \$135,238,816 | \$131,060,724 | \$132,454,848 | \$539,502,817 |

Tabla 3, transporte público



Programas de aviación

La misión del programa de aviación de Georgia DOT es mantener y mejorar el sistema de aeropuertos estatal para satisfacer las demandas de los usuarios. El programa provee asistencia técnica y financiera a aeropuertos estatales, abiertos al público. Georgia DOT está autorizado a planificar y respaldar el establecimiento, desarrollo y mantenimiento de aeronaves y aeropuertos. El Programa de asistencia para aeropuertos de Georgia (GAAP) provee fondos estatales -asignados por la Asamblea General de Georgia- para proyectos de planificación, definición del alcance, mantenimiento y desarrollo/capital. Según el GAAP, los proyectos son financiados el 75%, siendo la porción local del 25%. El programa de aviación es parte de un acuerdo para administrar el Programa de subsidios en bloque del gobierno federal, usado para apoyar a aeropuertos generales según los requisitos del Programa de mejora de aeropuertos (AIP). El AIP es un programa federal administrado por la Federal Aviation Administration (FAA) que respalda proyectos de construcción y planificación, financiados el 90% por la FAA y el 5% con fondos estatales, con una igualación del 5% en fondos locales. Los proyectos estatales (non federales) se seleccionan cada año según los criterios del Sistema de Prioridad de GAAP. Se asigna la mayor prioridad a los proyectos financiados federalmente para la igualación de fondos estatales.

Programas ferroviarios

Georgia DOT posee 490 millas de líneas ferroviarias cortas que se rentan a operadores ferroviarios privados para preservar y mejorar el sistema de transporte estatal para el desarrollo futuro de cargas. La Oficina Intermodal de Georgia DOT planifica y desarrolla proyectos para operaciones ferroviarias de cargas, pasajeros y trenes suburbanos futuros potenciales dentro del estado y formula el Plan Ferroviario estatal que identifica opciones de trenes de pasajeros y cargas a largo plazo. La Oficina Intermodal también supervisa la seguridad de todos los ferrocarriles en el estado, entre ellos MARTA y el tranvía de Atlanta.

Programas portuarios

La misión de Georgia DOT es trabajar con el Cuerpo de Ingenieros para mantener la navegabilidad de las vías intracostas del Atlántico y los puertos de agua profunda en Savannah y Brunswick de Georgia. Para mantener un canal navegable, el Cuerpo de Ingenieros draga los puertos de Savannah y Brunswick cada año. El departamento proporciona áreas de contención del material dragado para los proyectos de navegación federales del Cuerpo de Ingenieros. El departamento debe compartir los costos en el diseño, construcción y mitigación ambiental de diques. Georgia DOT financia el 35% de los costos de construcción de diques, pero no financia los costos de mantenimiento de áreas de eliminación. Georgia DOT solicita financiamiento cada año de la Asamblea General de Georgia para cubrir los costos de estas actividades. Además, GDOT y Georgia Ports Authority (GPA) son copatrocinadoras no federales del Proyecto de Expansión del Puerto de Savannah (SHEP).





Programa de Mejoras del Sistema de Transporte Estatal (STIP) y Proceso de Enmienda del Programa de Mejoras del Transporte (TIP)

La FHWA y la FTA dictaron la Norma Definitiva para revisar las regulaciones de la Planificación de Transporte Metropolitana y Estatal que incorporan cambios del proyecto de ley de transporte actual. Las regulaciones revisadas claramente definen las enmiendas y modificaciones administrativas como acciones para actualizar planes y programas. El Título 23, CFR, Parte 450.104 define las enmiendas y modificaciones administrativas de la siguiente manera:

- **Modificación administrativa:** una revisión menor de un plan de transporte metropolitano o estatal de largo alcance, el Programa de Mejoras del Transporte (TIP), o el Programa de Mejoras del Transporte Estatal (STIP). Incluye cambios menores de los costos de las fases de un proyecto/el proyecto; fuentes de financiamiento de proyectos incluidos anteriormente; y de fechas de inicio de fases de un proyecto/el proyecto. Una modificación administrativa es una revisión que no requiere la revisión y comentarios del público, la comprobación otra vez de austeridad fiscal o la determinación de conformidad (zonas de mantenimiento o incumplimiento).
- **Enmienda:** una revisión a un plan de transporte metropolitano o estatal de largo alcance, TIP o STIP que consiste en un cambio importante de un proyecto incluido en un plan de transporte metropolitano, TIP o STIP, entre ellos, la adición o supresión de un proyecto o un cambio importante de los costos de un proyecto; fechas de inicio de las fases de un proyecto/el proyecto; o del alcance o concepto del diseño (por ejemplo, cambiar las terminales de un proyecto, o el número de carriles de tráfico en circulación, o el número de estaciones en el caso de proyectos de transporte público de alta capacidad). Los cambios de proyectos incluidos solamente a fines ilustrativos no requieren una enmienda. Una enmienda es una revisión que requiere la revisión y comentarios del público y la comprobación otra vez de austeridad fiscal. Si una enmienda está relacionada con proyectos «no exentos» en zonas de mantenimiento e incumplimiento, se necesita una determinación de conformidad.

Los siguientes procedimientos se desarrollaron para procesar enmiendas y modificaciones administrativas al STIP y los Planes de Transporte Metropolitanos (MTP) y TIPS de MPO. Los procesos descritos a continuación explican en detalle los procedimientos que se utilizarán para actualizar un STIP o TIP aprobado existente y el plan consecuente, si corresponde, y cumplir con las pautas arriba mencionadas para modificaciones administrativas y enmiendas.

Modificaciones administrativas para autorizaciones iniciales

Se necesita una modificación administrativa del STIP/TIP/MTP para las siguientes acciones:

- A. Puede haber un incremento de costos de las fases de un proyecto de hasta dos millones de dólares, o del 20% del monto autorizado.
 - Si el monto del STIP es de \$10,000,000 o menos, los costos se pueden aumentar hasta \$2,000,000.
 - Si el monto del STIP supera \$10,000,000, los costos pueden aumentar un máximo del 20%.
- B. El cambio de proyectos dentro de los cuatro años del STIP.

Una modificación administrativa se puede procesar de acuerdo con estos procedimientos siempre que:

1. No afecte la determinación de conformidad de la calidad del aire.
2. No afecte las restricciones financieras.
3. No requiera la revisión y comentarios del público.



El proceso de modificación administrativa consiste en una lista mensual de notificaciones de GDOT, con resúmenes sobre los cambios de un proyecto que se envían cada mes a la FHWA y FTA. Además, se provee documentación a la FHWA para procesar autorizaciones FMIS para fases de un proyecto del STIP por anticipado al informe mensual de modificaciones administrativas.

Enmiendas para autorizaciones iniciales

Se necesita una enmienda del STIP/TIP/MTP para las siguientes acciones:

- A. La adición de una fase de un proyecto.
- B. El costo de las fases de un proyecto que aumentan por encima de los umbrales descritos en la sección de modificaciones administrativas.
- C. La adición de un TIP.
- D. Un cambio significativo en la longitud total de las terminales de un proyecto, mayor a 1 milla, si corresponde. Cambios en las longitudes de las terminales de un proyecto para alcances o conceptos de un proyecto, por ejemplo, reemplazo de puentes, mejoras de intersecciones, carriles de paso, repavimentación, etc., no se consideran un cambio significativo.
- E. El cambio de proyectos dentro de los cuatro años del STIP que requiere una nueva demostración de austeridad fiscal, o cuando el STIP preliminar anual subsiguiente no se presentó antes del 30 de setiembre.

Las enmiendas necesitan la revisión del público y las respuestas a todos los comentarios, ya sea individualmente o en forma resumida. Para enmiendas en áreas de MPO, el proceso de revisión pública se debe llevar a cabo de acuerdo con los procedimientos delineados en el Plan de Participación. GDOT garantizará el cumplimiento del proceso de enmienda y los procedimientos de participación pública. Todas las enmiendas deberán ser aprobadas por la FHWA o la FTA.

Notas:

- a. El TIP entra en vigor cuando el gobernador o su delegado lo aprueba. Para las áreas de incumplimiento y mantenimiento, la fecha efectiva del TIP se basa en la fecha de comprobación positiva de conformidad por el Departamento de Transporte de EE. UU.
- b. El STIP entra en vigor cuando es aprobado por la FHWA y la FTA.
- c. El STIP se elabora en el ejercicios fiscales estatales del 1 de julio al 30 de junio.
- d. Los fondos para cubrir los aumentos de costos procederán de los fondos reservados en el plan financiero del STIP por GDOT para modificaciones e incrementos de costos. La Austeridad Fiscal se mantendrá en el STIP todo el tiempo.

Política de autorización de FMIS de servidumbres de paso de GDOT/FHWA

Cada proyecto presentado a la FHWA para la autorización del financiamiento de servidumbres de paso (ROW) deberá estar enumerado en el STIP/ TIP actual. Todas las solicitudes del FMIS se deben basar en un cálculo aproximado del costo actual de las servidumbres de paso de GDOT. Todos los proyectos deben contar con planes actuales/exactos aprobados de servidumbres de paso y tener un documento aprobado actual de la Ley de la Política Ambiental Nacional (NEPA).

Cálculos de costos de ROW menores a \$15 millones

Los cálculos de servidumbres de paso menores a \$15 millones se deben programar en un solo año a través del STIP/TIP actual y autorizar por completo ese mismo año.



Cálculos de costos de ROW mayores a \$15 millones

Los cálculos de costos de servidumbres de paso mayores a \$15 millones se pueden dividir en dos fases que son programadas en años consecutivos. Un mínimo del 40% de toda la financiación debe ocurrir en el primer año de autorización.

Si se necesitan fondos adicionales para servidumbres de paso

Si se necesitan fondos adicionales para servidumbres de paso en las situaciones siguientes, se puede autorizar de inmediato una cantidad de hasta el 20% del costo original calculado, con la presentación de la documentación del origen de los fondos en el programa de GDOT a la Oficina de la División de FHWA en Georgia, dentro de los 30 días.

1. Excesos de expropiación
2. Un cambio en el cálculo aproximado de costos debido a cambios de alcance o cambios significativos del plan

Si la cantidad que se necesita es más del 20% del costo original calculado de ROW, o por otros motivos distintos de los indicados anteriormente, la FHWA y GDOT se ocuparán de estos temas caso por caso. La documentación del origen de los fondos se remitirá a la oficina de la División de FHWA en Georgia dentro de los 30 días de la aprobación.

Financiamiento con sumas globales

Una porción de los fondos STIP están reservados para once grupos de proyectos que no afectan la capacidad de las carreteras de manera significativa. El programa de proyectos financiados con sumas globales está previsto para brindar flexibilidad al Departamento y las MPO para emprender proyectos con necesidades urgentes y cumplir con los requisitos del STIP. Los fondos se mantienen en agrupaciones de sumas globales para concretar mejoras que tienen lugar después de que el STIP es aprobado. Estas agrupaciones de sumas globales se enumeran cada año para la gestión y contabilidad del financiamiento. Se pueden encontrar en la sección «Todos los condados» o en todo el estado del STIP. Estas agrupaciones de sumas globales se indican en el STIP con las palabras «Suma global» en la descripción del proyecto e indican la cantidad de financiamiento para cada año. Los fondos se retiran de estas sumas globales durante el año. Se programan proyectos individuales que pueden incluir obras realizadas en uno o varios sitios para la contabilidad y licitaciones. A continuación, se brinda información sobre estos once grupos. Con excepción de la compra protectora de servidumbres de paso, los fondos totales disponibles se muestran como construcción para simplificar la contabilidad, pero se pueden retirar fondos de esta cantidad para ingeniería preliminar y servidumbres de paso, cuando es necesario, en esa categoría.

Grupo: Programa de alternativas de transporte (TAP)

Este grupo es para alternativas de transporte, que incluyen servicios para ciclistas y peatones por carretera y en todo terreno; proyectos de infraestructura para mejorar el acceso de pasajeros al transporte público y una movilidad mejorada; actividades de mejora comunitaria; mitigación ambiental; proyectos de senderos recreativos; y calles seguras para escolares. Los departamentos de transporte y MPO estatales no son elegibles para recibir fondos TAP, como se establece en el Título 23, USC, Artículo 133(h)(4)(B); por lo tanto, no son elegibles para patrocinadores de proyectos. Sin embargo, los departamentos de transporte y MPO estatales pueden asociarse con una entidad patrocinadora elegible para realizar proyectos. Según el Título 23, USC, Artículo 133(h)(4), la selección de proyectos para este programa se hace mediante un proceso competitivo, administrado por Georgia DOT.

Grupo: Mantenimiento

Este grupo se divide en dos programas: mantenimiento de puentes y mantenimiento.

- El Mantenimiento de Puentes consiste en la Preservación (superposición de polímeros del tablero del puente, reemplazos de juntas, eliminación de residuos y pintura de los componentes de acero de la súper- y subestructura) y Rehabilitación (rehabilitación del tablero del puente, reparaciones de desconchamiento, fortalecimiento, encofrado de pilotes, reconstrucción de miembros estructurales, etc.).
- El mantenimiento consiste en repavimentación, la preservación y rehabilitación del pavimento, trabajo en camellones, mitigadores del impacto, señalización, cercas, marcaciones de pavimento, paisajismo, áreas de descanso, muros, barandales y trabajos en cunetas.



Grupo: Iluminación

Este grupo se usa para ayudar a las municipalidades locales con la instalación de sistemas de iluminación nuevos o mejorados y el reembolso de materiales para reparaciones. Esto incluye una iluminación para mitigar problemas de seguridad, relacionados con la geometría u operación (por ejemplo, altas tasas de accidentes), cuestiones de seguridad, o la planificación del desarrollo económico o un mayor uso por peatones.

Grupo: Servidumbres de paso - Compras protectoras (*protective buying*) y adquisiciones para aliviar las dificultades económicas del propietario (*hardship acquisition*)

Este grupo es para la adquisición de parcelas de servidumbres de paso (ROW) para proyectos futuros que están en peligro de promoción inmobiliaria y adquisiciones para aliviar las dificultades económicas del propietario. Los proyectos elegibles son aquellos que están en proceso de ingeniería preliminar (PE) o cuentan con una fase de ingeniería preliminar, servidumbre de paso o construcción en el STIP.

Grupo: Seguridad

Este grupo se divide en dos programas: mejora de la seguridad y ferrocarriles

- El programa de Ferrocarriles consiste en proyectos de dispositivos de protección ferroviaria y proyectos de eliminación de peligros que incluyen la instalación de alertas activadas de trenes, nuevas o mejoradas; actualización de marcaciones de pavimentos y señalización; eliminación de cruces innecesarios o redundantes; mejoras geométricas verticales y horizontales; mejoras de la distancia de visibilidad; iluminación; canalización; y proyectos de ensanchamiento de superficies.
- Las Mejoras de seguridad incluyen barreras de cables; barandales; mejoras de intersecciones; marcaciones de pavimentos; glorietas; bandas sonoras; mejoras de equipos de seguridad; señales; carteles; y carriles de giro.

Grupo: Operaciones

Este grupo se divide en dos programas: mejoras operativas y actualización de señales

- El programa de Mejoras Operativas consiste en mejoras de intersecciones; carriles de giro; mejoras de cruces y rampas de salida; y mejoras de intersecciones innovadoras, tales como Intersecciones para Cruce Doble en forma de Diamante, Carriles de Giro a la Izquierda Desplazados e Intersecciones de Flujo Continuo.
- El programa de Mejoras de Señales consiste en diseños de señales, alcance, mejoras, operaciones de señales, mantenimiento y reemplazos de activos de señales.

Grupo: Puentes de bajo impacto

Los candidatos para este proceso requerirán permisos mínimos, impactos menores a servicios públicos, una coordinación mínima de la Agencia de Atención de Desastres Federal (FEMA, por su sigla en inglés), la inexistencia de desvíos en el lugar, y reunirán otras características de bajo impacto, identificadas en este documento. Además, los proyectos que son elegibles en definitiva para este proceso acelerado no deben superar los umbrales establecidos de impacto ambiental; por ello, deben ser elegibles como determinaciones de Exclusión categórica (CE), de conformidad con la Ley NEPA. El programa se formuló teniendo presente tres grandes principios: la seguridad, la administración y la racionalización.

- La seguridad de los pasajeros es de suma importancia. La intención de este programa es reducir el riesgo asociado con estructuras críticas fracturadas, apuntaladas temporalmente, críticas en términos de abrasión o estructuralmente deficientes.
- En segundo lugar, después de la seguridad, el programa fomentará la administración de los recursos ambientales y financieros de Georgia. Los proyectos desarrollados en el marco del programa tratarán de minimizar el impacto al medio ambiente natural y brindarán soluciones de ingeniería rentables a largo plazo.
- El Programa dará como resultado la entrega racionalizada y acelerada de todas las fases de la sustitución de puentes, entre ellas, la planificación, el diseño, la aprobación ambiental y la construcción.



Grupo: Operaciones de cargas

Este grupo contribuye a mejorar servicios de puentes y carreteras con gran tráfico de camiones, para inversiones de pequeña escala que pueden abordar la seguridad y mejorar la eficacia del movimiento de cargas en todo el estado y mitigar los impactos de los camiones en las comunidades. Esto incluye, sin limitación, inversiones para mitigar problemas operacionales relacionados con la geometría u operación (por ejemplo, altas tasas de accidentes), problemas de seguridad y mejora del movimiento de camiones para las industrias facilitadas por logística de Georgia (por ejemplo, agricultura, fabricación, distribución, etc.).

Grupo: Desarrollo rural

Este grupo promueve la seguridad a pequeña escala y soluciones innovadoras en zonas rurales de Georgia, por ejemplo, cerrar brechas en la conectividad de ancho de banda para necesidades de transporte, usando ITS para evacuaciones y eliminando limitaciones operativas o de seguridad en intersecciones. Este programa está previsto para respaldar soluciones que no son elegibles para otras fuentes de financiamiento y pueden apoyar otras inversiones innovadoras o transformadoras.

Cálculo de costos de mantenimiento y operativos para el sistema de carreteras con asistencia federal

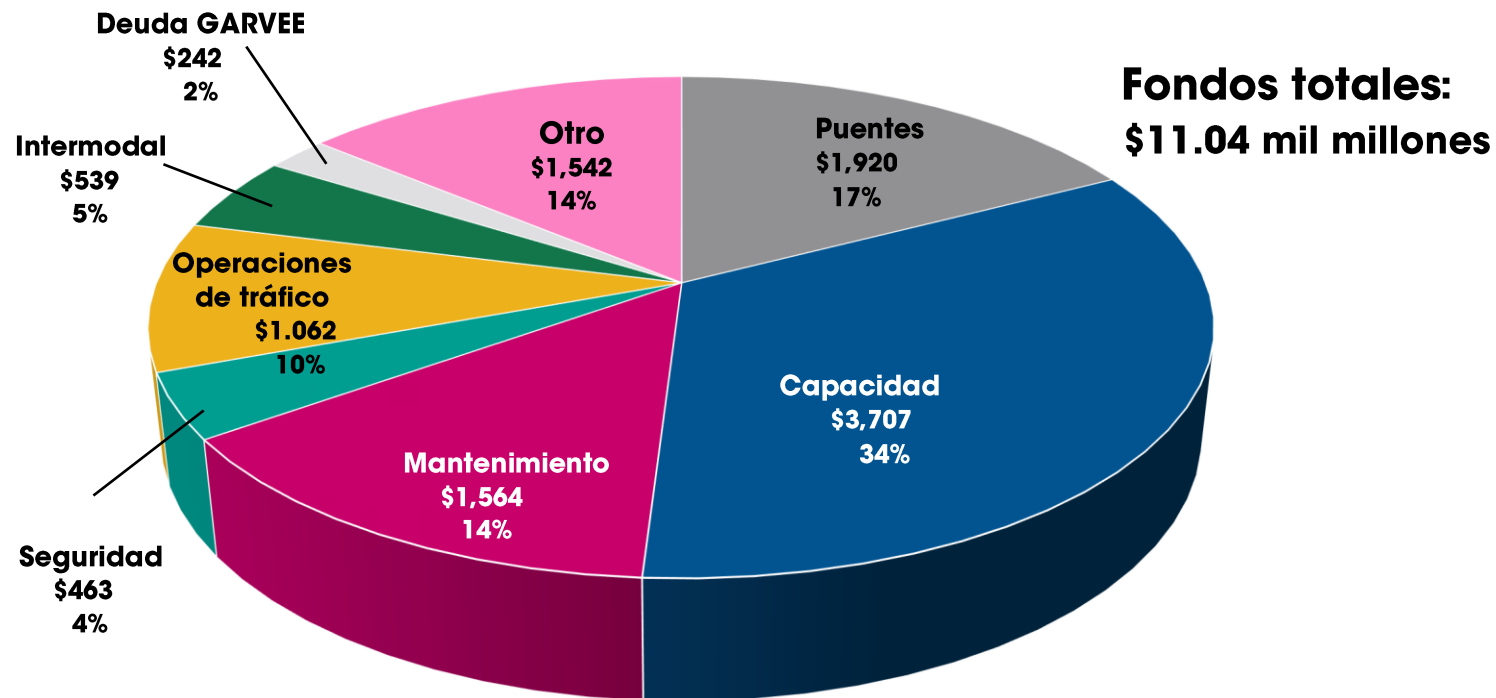
Casi todo financiamiento federal para carreteras está restringido por costos de capital, es decir, el costo para construir y mantener los activos físicos reales del sistema de carreteras con asistencia federal. Los costos de mantenimiento y operativos, por ejemplo, rehabilitación de drenajes; cercado; mantenimiento de barandales; cortado de césped en carreteras; marcación y desconchamiento de pavimentos; reparaciones de barreras de sonido; eliminación de vegetación y talado de árboles; integración y mantenimiento del sistema ITS; asistencia y gestión de incidentes; mantenimiento y optimización de señales de tráfico; y reemplazo de equipos de señales son responsabilidad de Georgia DOT o gobiernos locales, dependiendo de la titularidad de la carretera. Sin embargo, las regulaciones federales establecen un cálculo de costos de mantenimiento y operativos para el sistema de carreteras con asistencia federal, cubierto por el STIP. La siguiente tabla resume los costos de mantenimiento y operativos para este sistema. La mayoría de estos fondos no se indican en el STIP porque muchos costos de mantenimiento y operativos de carreteras no son elegibles para asistencia federal. Sin embargo, algunos lo son porque proceden de fuentes de financiamiento federales. La fuente de ingresos que no se indica en el STIP son combustibles estatales, que también ayuda a financiar estos costos calculados de mantenimiento y operativos indicados a continuación.

Proyección de costos de mantenimiento y operativos para el sistema de carreteras con asistencia federal (en millones de dólares estadounidenses)

| | Ejercicio fiscal 2024 | Ejercicio fiscal 2025 | Ejercicio fiscal 2026 | Ejercicio fiscal 2027 |
|--------------------------------------|-----------------------|-----------------------|-----------------------|-----------------------|
| Costos de mantenimiento y operativos | \$378 | \$383 | \$387 | \$392 |



Fondos por tipo de programa del STIP, ejercicios fiscales 2024-2027



■ Puentes ■ Capacidad ■ Mantenimiento ■ Seguridad ■ Operaciones de tráfico ■ Intermodal ■ Deuda GARVEE ■ Otro

| Totales por categoría agrupada | Montos totales agrupados |
|--------------------------------|--------------------------|
| Puentes | \$1,920,000,000 |
| Capacidad | \$3,707,000,000 |
| Mantenimiento | \$1,564,000,000 |
| Seguridad | \$463,000,000 |
| Operaciones de tráfico | \$1,062,000,000 |
| Intermodal | \$539,000,000 |
| Deuda GARVEE | \$242,000,000 |
| Otro | \$1,542,000,000 |



Cómo leer las entradas del STIP

Proyecto: 0018254 **Tipo de trabajo:** Reemplazar puente
Descripción: EAST ARMUCHEE RD en EAST ARMUCHEE CREEK 1.5 MI al sur de VILLANOW
Carriles: *Existentes:* 2 *Propuestos:* 2 *Longitud:* 0.40

Costo total de proyecto: \$2,735,000
Autorizaciones totales del proyecto: \$750,000
Parcelas totales: 0

Leyenda:

- N. ° de identificación del proyecto (PI): Usado durante toda la vida útil del proyecto para seguimiento. Tipo de trabajo: véase el Apéndice A - Glosario para otras definiciones.
- Descripción del proyecto
- Costo total: autorizaciones más fondos no autorizados todavía.
- Monto total autorizado previamente, es decir, fondos gastados en el proyecto. Recuento de parcelas preliminar, anticipado para la fase ROW

| Fase | Fondos | Año | Federales | Estatales | Otros | Total |
|----------------------|---------|------|-----------|-----------|-------|-------|
| PE | STBG | 2023 | | | \$0 | |
| Servidumbres de paso | Locales | 2025 | \$0 | \$0 | | |
| Servidumbres de paso | BFP | 2025 | | | \$0 | |
| CST | BFP | 2027 | | | \$0 | |
| UTL | BFP | 2027 | | | \$0 | |

Leyenda:

- Fase del proyecto: El proyecto puede consistir en especificaciones (SCP), ingeniería preliminar (PE), servidumbre de paso (ROW), servicios públicos (UTL) o construcción (CST).
- Categoría de financiamiento: Puede ser Puente, STP, NHPP, etc. y se refiere a una categoría específica de fondos que se usará.
- Año: Cuando se programa el inicio del trabajo o se autorizan los fondos.
- Identificar la participación gubernamental (federal, estatal o local) en cada fase de financiamiento del proyecto.
- El costo total del proyecto para cada fase del trabajo.



ESTADO DE GEORGIA MAPA DE CONDADOS





Índice de condados

| A | | | | | | | |
|-----------|------------|-----------|------------|----------|------------|----------|------------|
| Atkinson | | | | | | | Página 98 |
| B | | | | | | | |
| Bacon | Página 99 | Barrow | Página 106 | Brantley | Página 110 | Burke | Página 118 |
| Baker | Página 100 | Ben Hill | Página 107 | Brooks | Página 111 | Butts | Página 120 |
| Baldwin | Página 101 | Berrien | Página 108 | Bryan | Página 113 | | |
| Banks | Página 103 | Bleckley | Página 109 | Bullock | Página 115 | | |
| C | | | | | | | |
| Calhoun | Página 121 | Charlton | Página 129 | Coffee | Página 136 | Crawford | Página 142 |
| Camden | Página 122 | Chattooga | Página 131 | Colquitt | Página 137 | Crisp | Página 144 |
| Candler | Página 125 | Clay | Página 133 | Colombia | Página 140 | | |
| Carroll | Página 127 | Clinch | Página 135 | Cook | Página 141 | | |
| D | | | | | | | |
| Dade | Página 147 | Decatur | Página 151 | Dooly | Página 154 | | |
| Dawson | Página 149 | Dodge | Página 152 | | | | |
| E | | | | | | | |
| Early | Página 156 | Effingham | Página 159 | Emanuel | Página 163 | | |
| Echols | Página 157 | Elbert | Página 161 | Evans | | | |
| F | | | | | | | |
| Fannin | Página 165 | Franklin | Página 167 | | | | |
| G | | | | | | | |
| Gilmer | Página 169 | Gordon | Página 173 | Greene | Página 176 | | |
| Glascock | Página 171 | Grady | Página 175 | | | | |
| H | | | | | | | |
| Habersham | Página 178 | Haralson | Página 183 | Hart | Página 186 | | |
| Hancock | Página 181 | Harris | Página 184 | Heard | Página 188 | | |
| I | | | | | | | |
| Irwin | | | | | | | Página 190 |
| J | | | | | | | |
| Jackson | Página 191 | Jefferson | Página 194 | Johnson | Página 196 | | |
| Jasper | Página 193 | Jenkins | Página 195 | Jones | Página 197 | | |



| L | | | | | | |
|------------|------------|------------|------------|-----------|------------|--|
| Lamar | Página 200 | Lee | Página 203 | Long | Página 206 | |
| Laurens | Página 202 | Lincoln | Página 204 | Lumpkin | Página 207 | |
| M | | | | | | |
| Macon | Página 210 | McIntosh | Page 216 | Monroe | Página 222 | |
| Madison | Página 212 | Meriwether | Page 218 | Morgan | Página 224 | |
| Marion | Página 213 | Miller | Página 220 | Murray | Página 227 | |
| McDuffie | Página 214 | Mitchell | Page 221 | | | |
| O | | | | | | |
| Oconee | Página 230 | | | | | |
| P | | | | | | |
| Peach | Página 231 | Pierce | Página 235 | Polk | Página 238 | |
| Pickens | Página 233 | Pike | Página 236 | Pulaski | Página 240 | |
| | | | | | Putnam | |
| | | | | | Página 242 | |
| Q | | | | | | |
| Quitman | Página 245 | | | | | |
| R | | | | | | |
| Rabun | Página 247 | | | Randolph | Página 249 | |
| S | | | | | | |
| Schley | Página 251 | Seminole | Page 254 | Stephens | Página 256 | |
| Screven | Página 252 | Spalding | Page 255 | Stewart | Página 257 | |
| | | | | | Sumter | |
| | | | | | Página 259 | |
| T | | | | | | |
| Talbot | Página 261 | Telfair | Página 268 | Towns | Página 273 | |
| Taliaferro | Página 263 | Terrell | Página 269 | Troup | Página 275 | |
| Tattnall | Página 265 | Thomas | Página 270 | Turner | Página 276 | |
| Taylor | Página 266 | Tift | Página 272 | Twiggs | Página 277 | |
| U | | | | | | |
| Union | Página 279 | | | Upson | Página 281 | |
| W | | | | | | |
| Walker | Página 283 | Wayne | Página 291 | Wilkes | Página 298 | |
| Walton | Página 286 | Webster | Página 293 | Wilkinson | Página 300 | |
| Ware | Página 288 | Wheeler | Página 294 | Worth | Página 302 | |
| Warren | Página 289 | White | Página 295 | | | |

STATE TRANSPORTATION IMPROVEMENT PROGRAM

02/14/2023

DRAFT

All Counties

Project: **0007708** Type Work: ITS
 Descp: ITS OPERATIONS AND SUPPORT STATEWIDE - FY 2024
 Lanes: Exist. 0 Prop. 0 Length: 0.00

| Phase | Fund | Year | Federal | State | Other | Total |
|-------|------|------|--------------|-------------|-------|--------------|
| CST | NHPP | 2024 | \$12,800,000 | \$3,200,000 | \$0 | \$16,000,000 |

Total Project Cost: \$16,000,000
 Total Project Authorizations: \$0
 Total Parcels: 0

Project: **0007709** Type Work: ITS
 Descp: ITS OPERATIONS AND SUPPORT STATEWIDE - FY 2025
 Lanes: Exist. 0 Prop. 0 Length: 0.00

| Phase | Fund | Year | Federal | State | Other | Total |
|-------|------|------|-------------|-------------|-------|-------------|
| CST | NHPP | 2025 | \$6,000,000 | \$1,500,000 | \$0 | \$7,500,000 |

Total Project Cost: \$7,500,000
 Total Project Authorizations: \$0
 Total Parcels: 0

Project: **0007710** Type Work: ITS
 Descp: ITS OPERATIONS AND SUPPORT STATEWIDE - FY 2026
 Lanes: Exist. 0 Prop. 0 Length: 0.00

| Phase | Fund | Year | Federal | State | Other | Total |
|-------|------|------|-------------|-------------|-------|-------------|
| CST | NHPP | 2026 | \$6,000,000 | \$1,500,000 | \$0 | \$7,500,000 |

Total Project Cost: \$7,500,000
 Total Project Authorizations: \$0
 Total Parcels: 0

Project: **0007711** Type Work: ITS
 Descp: ITS OPERATIONS AND SUPPORT STATEWIDE - FY 2027
 Lanes: Exist. 0 Prop. 0 Length: 0.00

| Phase | Fund | Year | Federal | State | Other | Total |
|-------|------|------|-------------|-------------|-------|-------------|
| CST | NHPP | 2027 | \$6,000,000 | \$1,500,000 | \$0 | \$7,500,000 |

Total Project Cost: \$7,500,000
 Total Project Authorizations: \$0
 Total Parcels: 0

Project: **0007726** Type Work: Misc. Improvements
 Descp: INCIDENT MANAGEMENT & SUPPORT PROGRAM STATEWIDE - FY 2024
 Lanes: Exist. 0 Prop. 0 Length: 0.00

| Phase | Fund | Year | Federal | State | Other | Total |
|-------|------|------|--------------|-------------|-------|--------------|
| CST | NHPP | 2024 | \$12,000,000 | \$3,000,000 | \$0 | \$15,000,000 |

Total Project Cost: \$15,000,000
 Total Project Authorizations: \$0
 Total Parcels: 0

Project: **0007727** Type Work: Misc. Improvements
 Descp: INCIDENT MANAGEMENT & SUPPORT PROGRAM STATEWIDE - FY 2025
 Lanes: Exist. 0 Prop. 0 Length: 0.00

| Phase | Fund | Year | Federal | State | Other | Total |
|-------|------|------|-------------|-------------|-------|--------------|
| CST | NHPP | 2025 | \$8,000,000 | \$2,000,000 | \$0 | \$10,000,000 |

Total Project Cost: \$10,000,000
 Total Project Authorizations: \$0
 Total Parcels: 0

STATE TRANSPORTATION IMPROVEMENT PROGRAM

02/14/2023

DRAFT

Project: **0007728** Type Work: Misc. Improvements
 Descp: INCIDENT MANAGEMENT & SUPPORT PROGRAM
 STATEWIDE - FY 2026
 Lanes: Exist. 0 Prop. 0 Length: 0.00
 Total Project Cost: \$10,000,000
 Total Project Authorizations: \$0
 Total Parcels: 0

| Phase | Fund | Year | Federal | State | Other | Total |
|-------|------|------|-------------|-------------|-------|--------------|
| CST | NHPP | 2026 | \$8,000,000 | \$2,000,000 | \$0 | \$10,000,000 |

Project: **0007729** Type Work: Misc. Improvements
 Descp: INCIDENT MANAGEMENT & SUPPORT PROGRAM
 STATEWIDE - FY 2027
 Lanes: Exist. 0 Prop. 0 Length: 0.00
 Total Project Cost: \$10,000,000
 Total Project Authorizations: \$0
 Total Parcels: 0

| Phase | Fund | Year | Federal | State | Other | Total |
|-------|------|------|-------------|-------------|-------|--------------|
| CST | NHPP | 2027 | \$8,000,000 | \$2,000,000 | \$0 | \$10,000,000 |

Project: **0007742** Type Work: ITS
 Descp: ITS: MAINTENANCE OF ITS EQUIPMENT - FY 2022-2026
 Lanes: Exist. 0 Prop. 0 Length: 0.00
 Total Project Cost: \$70,500,000
 Total Project Authorizations: \$28,200,000
 Total Parcels: 0

| Phase | Fund | Year | Federal | State | Other | Total |
|-------|------|------|--------------|-------------|-------|--------------|
| CST | NHPP | 2022 | \$11,280,000 | \$2,820,000 | \$0 | \$14,100,000 |
| CST | NHPP | 2023 | \$11,280,000 | \$2,820,000 | \$0 | \$14,100,000 |
| CST | NHPP | 2024 | \$11,280,000 | \$2,820,000 | \$0 | \$14,100,000 |
| CST | NHPP | 2025 | \$11,280,000 | \$2,820,000 | \$0 | \$14,100,000 |
| CST | NHPP | 2026 | \$11,280,000 | \$2,820,000 | \$0 | \$14,100,000 |

Project: **0007747** Type Work: ITS
 Descp: ITS: MAINTENANCE OF ITS EQUIPMENT - FY 2027-2031
 Lanes: Exist. 0 Prop. 0 Length: 0.00
 Total Project Cost: \$45,000,000
 Total Project Authorizations: \$0
 Total Parcels: 0

| Phase | Fund | Year | Federal | State | Other | Total |
|-------|------|------------|-------------|-------------|-------|-------------|
| CST | NHPP | 2027 | \$7,200,000 | \$1,800,000 | \$0 | \$9,000,000 |
| CST | NHPP | After 2027 | \$7,200,000 | \$1,800,000 | \$0 | \$9,000,000 |
| CST | NHPP | After 2027 | \$7,200,000 | \$1,800,000 | \$0 | \$9,000,000 |
| CST | NHPP | After 2027 | \$7,200,000 | \$1,800,000 | \$0 | \$9,000,000 |
| CST | NHPP | After 2027 | \$7,200,000 | \$1,800,000 | \$0 | \$9,000,000 |

Project: **0007762** Type Work: ITS
 Descp: ITS: SYSTEM INTEGRATION & NAVIGATOR DEVELOPMENT -
 FY 2024
 Lanes: Exist. 0 Prop. 0 Length: 0.00
 Total Project Cost: \$4,750,000
 Total Project Authorizations: \$0
 Total Parcels: 0

| Phase | Fund | Year | Federal | State | Other | Total |
|-------|------|------|-------------|-----------|-------|-------------|
| CST | NHPP | 2024 | \$3,800,000 | \$950,000 | \$0 | \$4,750,000 |

Project: **0007763** Type Work: ITS
 Descp: ITS: SYSTEM INTEGRATION & NAVIGATOR DEVELOPMENT -
 FY 2025
 Lanes: Exist. 0 Prop. 0 Length: 0.00
 Total Project Cost: \$3,000,000
 Total Project Authorizations: \$0
 Total Parcels: 0

| Phase | Fund | Year | Federal | State | Other | Total |
|-------|------|------|-------------|-----------|-------|-------------|
| CST | NHPP | 2025 | \$2,400,000 | \$600,000 | \$0 | \$3,000,000 |

STATE TRANSPORTATION IMPROVEMENT PROGRAM

02/14/2023

DRAFT

Project: **0007764** Type Work: ITS
 Descp: ITS: SYSTEM INTEGRATION & NAVIGATOR DEVELOPMENT - FY 2026
 Lanes: Exist. 0 Prop. 0 Length: 0.00

| Phase | Fund | Year | Federal | State | Other | Total |
|-------|------|------|-------------|-----------|-------|-------------|
| CST | NHPP | 2026 | \$2,400,000 | \$600,000 | \$0 | \$3,000,000 |

Total Project Cost: \$3,000,000
 Total Project Authorizations: \$0
 Total Parcels: 0

Project: **0007765** Type Work: ITS
 Descp: ITS: SYSTEM INTEGRATION & NAVIGATOR DEVELOPMENT - FY 2027
 Lanes: Exist. 0 Prop. 0 Length: 0.00

| Phase | Fund | Year | Federal | State | Other | Total |
|-------|------|------|-------------|-----------|-------|-------------|
| CST | NHPP | 2027 | \$2,400,000 | \$600,000 | \$0 | \$3,000,000 |

Total Project Cost: \$3,000,000
 Total Project Authorizations: \$0
 Total Parcels: 0

Project: **0007780** Type Work: ITS
 Descp: ITS: REPLACEMENT OF OUTDATED HARDWARE - FY 2024
 Lanes: Exist. 0 Prop. 0 Length: 0.00

| Phase | Fund | Year | Federal | State | Other | Total |
|-------|------|------|-------------|-----------|-------|-------------|
| CST | NHPP | 2024 | \$2,800,000 | \$700,000 | \$0 | \$3,500,000 |

Total Project Cost: \$3,500,000
 Total Project Authorizations: \$0
 Total Parcels: 0

Project: **0007781** Type Work: ITS
 Descp: ITS: REPLACEMENT OF OUTDATED HARDWARE - FY 2025
 Lanes: Exist. 0 Prop. 0 Length: 0.00

| Phase | Fund | Year | Federal | State | Other | Total |
|-------|------|------|-------------|-----------|-------|-------------|
| CST | NHPP | 2025 | \$2,400,000 | \$600,000 | \$0 | \$3,000,000 |

Total Project Cost: \$3,000,000
 Total Project Authorizations: \$0
 Total Parcels: 0

Project: **0007782** Type Work: ITS
 Descp: ITS: REPLACEMENT OF OUTDATED HARDWARE - FY 2026
 Lanes: Exist. 0 Prop. 0 Length: 0.00

| Phase | Fund | Year | Federal | State | Other | Total |
|-------|------|------|-------------|-----------|-------|-------------|
| CST | NHPP | 2026 | \$2,400,000 | \$600,000 | \$0 | \$3,000,000 |

Total Project Cost: \$3,000,000
 Total Project Authorizations: \$0
 Total Parcels: 0

Project: **0007783** Type Work: ITS
 Descp: ITS: REPLACEMENT OF OUTDATED HARDWARE - FY 2027
 Lanes: Exist. 0 Prop. 0 Length: 0.00

| Phase | Fund | Year | Federal | State | Other | Total |
|-------|------|------|-------------|-----------|-------|-------------|
| CST | NHPP | 2027 | \$2,400,000 | \$600,000 | \$0 | \$3,000,000 |

Total Project Cost: \$3,000,000
 Total Project Authorizations: \$0
 Total Parcels: 0

Project: **0012761** Type Work: Preliminary Engineering
 Descp: LOW IMPACT BRIDGE OVERSIGHT - FY 2026
 Lanes: Exist. 0 Prop. 0 Length: 0.00

| Phase | Fund | Year | Federal | State | Other | Total |
|-------|------|------|-----------|-----------|-------|-----------|
| PE | STBG | 2026 | \$480,000 | \$120,000 | \$0 | \$600,000 |

Total Project Cost: \$600,000
 Total Project Authorizations: \$0
 Total Parcels: 0

STATE TRANSPORTATION IMPROVEMENT PROGRAM

02/14/2023

DRAFT

Project: **0012949** Type Work: Preliminary Engineering
 Descp: STATEWIDE BRIDGE INSPECTION - FY 2022-2026 - PE ONLY
 Lanes: Exist. 0 Prop. 0 Length: 0.00

 Total Project Cost: \$42,500,000
 Total Project Authorizations: \$17,000,000
 Total Parcels: 0

| Phase | Fund | Year | Federal | State | Other | Total |
|-------|------|------|-------------|-------------|-------|-------------|
| PE | STBG | 2022 | \$6,800,000 | \$1,700,000 | \$0 | \$8,500,000 |
| PE | STBG | 2023 | \$6,800,000 | \$1,700,000 | \$0 | \$8,500,000 |
| PE | STBG | 2024 | \$6,800,000 | \$1,700,000 | \$0 | \$8,500,000 |
| PE | STBG | 2025 | \$6,800,000 | \$1,700,000 | \$0 | \$8,500,000 |
| PE | STBG | 2026 | \$6,800,000 | \$1,700,000 | \$0 | \$8,500,000 |

Project: **0012954** Type Work: Preliminary Engineering
 Descp: ENVIRONMENTAL ANALYSIS ON FED-AID BY CONSULTANT-FY 2022-2026
 Lanes: Exist. 0 Prop. 0 Length: 0.00

 Total Project Cost: \$43,000,000
 Total Project Authorizations: \$12,000,000
 Total Parcels: 0

| Phase | Fund | Year | Federal | State | Other | Total |
|-------|------|------|--------------|-------------|-------|--------------|
| PE | STBG | 2022 | \$4,800,000 | \$1,200,000 | \$0 | \$6,000,000 |
| PE | STBG | 2023 | \$4,800,000 | \$1,200,000 | \$0 | \$6,000,000 |
| PE | STBG | 2024 | \$15,200,000 | \$3,800,000 | \$0 | \$19,000,000 |
| PE | STBG | 2025 | \$4,800,000 | \$1,200,000 | \$0 | \$6,000,000 |
| PE | STBG | 2026 | \$4,800,000 | \$1,200,000 | \$0 | \$6,000,000 |

Project: **0012959** Type Work: Misc. Improvements
 Descp: TASK ORDER CONTRACT-CST MANAGEMENT FED-DIST 1-FY 2022-2026
 Lanes: Exist. 0 Prop. 0 Length:

 Total Project Cost: \$37,500,000
 Total Project Authorizations: \$15,000,000
 Total Parcels: 0

| Phase | Fund | Year | Federal | State | Other | Total |
|-------|------|------|-------------|-------------|-------|-------------|
| CST | STBG | 2022 | \$6,000,000 | \$1,500,000 | \$0 | \$7,500,000 |
| CST | STBG | 2023 | \$6,000,000 | \$1,500,000 | \$0 | \$7,500,000 |
| CST | STBG | 2024 | \$6,000,000 | \$1,500,000 | \$0 | \$7,500,000 |
| CST | STBG | 2025 | \$6,000,000 | \$1,500,000 | \$0 | \$7,500,000 |
| CST | STBG | 2026 | \$6,000,000 | \$1,500,000 | \$0 | \$7,500,000 |

Project: **0012987** Type Work: Preliminary Engineering
 Descp: ASSISTANCE FOR PRIORITY FED ENVIRONMENTAL REVIEW-FY2022-2026
 Lanes: Exist. 0 Prop. 0 Length: 0.00

 Total Project Cost: \$12,500,000
 Total Project Authorizations: \$5,000,000
 Total Parcels: 0

| Phase | Fund | Year | Federal | State | Other | Total |
|-------|------|------|-------------|-----------|-------|-------------|
| PE | STBG | 2022 | \$2,000,000 | \$500,000 | \$0 | \$2,500,000 |
| PE | STBG | 2023 | \$2,000,000 | \$500,000 | \$0 | \$2,500,000 |
| PE | STBG | 2024 | \$2,000,000 | \$500,000 | \$0 | \$2,500,000 |
| PE | STBG | 2025 | \$2,000,000 | \$500,000 | \$0 | \$2,500,000 |
| PE | STBG | 2026 | \$2,000,000 | \$500,000 | \$0 | \$2,500,000 |

Project: **0012993** Type Work: Preliminary Engineering
 Descp: MS4 PERMIT COMPLIANCE - FY 2022-2026
 Lanes: Exist. 0 Prop. 0 Length:

 Total Project Cost: \$18,500,000
 Total Project Authorizations: \$4,000,000
 Total Parcels: 0

| Phase | Fund | Year | Federal | State | Other | Total |
|-------|------|------|-------------|-----------|-------|-------------|
| PE | STBG | 2022 | \$3,200,000 | \$800,000 | \$0 | \$4,000,000 |
| PE | STBG | 2023 | \$3,200,000 | \$800,000 | \$0 | \$4,000,000 |
| PE | STBG | 2024 | \$2,800,000 | \$700,000 | \$0 | \$3,500,000 |
| PE | STBG | 2025 | \$2,800,000 | \$700,000 | \$0 | \$3,500,000 |
| PE | STBG | 2026 | \$2,800,000 | \$700,000 | \$0 | \$3,500,000 |

Project: **0012999** Type Work: Preliminary Engineering
 Descp: SPECIAL DRAINAGE STUDIES - FY 2022-2026
 Lanes: Exist. 0 Prop. 0 Length: 0.00

 Total Project Cost: \$5,000,000
 Total Project Authorizations: \$2,000,000
 Total Parcels: 0

| Phase | Fund | Year | Federal | State | Other | Total |
|-------|------|------|-----------|-----------|-------|-------------|
| PE | STBG | 2022 | \$800,000 | \$200,000 | \$0 | \$1,000,000 |
| PE | STBG | 2023 | \$800,000 | \$200,000 | \$0 | \$1,000,000 |
| PE | STBG | 2024 | \$800,000 | \$200,000 | \$0 | \$1,000,000 |
| PE | STBG | 2025 | \$800,000 | \$200,000 | \$0 | \$1,000,000 |
| PE | STBG | 2026 | \$800,000 | \$200,000 | \$0 | \$1,000,000 |

STATE TRANSPORTATION IMPROVEMENT PROGRAM

02/14/2023

DRAFT

Project: **0013433** Type Work: Preliminary Engineering
 Descp: AERIAL PHOTOGRAPHY FOR MAPPING & CONCEPT DEVELOP - FY 2024
 Lanes: Exist. Prop. Length: 0.00
 Total Project Cost: \$500,000
 Total Project Authorizations: \$0
 Total Parcels: 0

| Phase | Fund | Year | Federal | State | Other | Total |
|-------|------|------|-----------|-----------|-------|-----------|
| PE | STBG | 2024 | \$400,000 | \$100,000 | \$0 | \$500,000 |

Project: **0013434** Type Work: Preliminary Engineering
 Descp: AERIAL PHOTOGRAPHY FOR MAPPING & CONCEPT DEVELOP - FY 2025
 Lanes: Exist. Prop. Length: 0.00
 Total Project Cost: \$500,000
 Total Project Authorizations: \$0
 Total Parcels: 0

| Phase | Fund | Year | Federal | State | Other | Total |
|-------|------|------|-----------|-----------|-------|-----------|
| PE | STBG | 2025 | \$400,000 | \$100,000 | \$0 | \$500,000 |

Project: **0013437** Type Work: Preliminary Engineering
 Descp: AASHTO COMMITTEES & SPONSORED EVENTS - FY 2024
 Lanes: Exist. 0 Prop. 0 Length: 0.00
 Total Project Cost: \$115,000
 Total Project Authorizations: \$0
 Total Parcels: 0

| Phase | Fund | Year | Federal | State | Other | Total |
|-------|------|------|-----------|-------|-------|-----------|
| PE | STBG | 2024 | \$115,000 | \$0 | \$0 | \$115,000 |

Project: **0013438** Type Work: Preliminary Engineering
 Descp: AASHTO COMMITTEES & SPONSORED EVENTS - FY 2025
 Lanes: Exist. 0 Prop. 0 Length: 0.00
 Total Project Cost: \$115,000
 Total Project Authorizations: \$0
 Total Parcels: 0

| Phase | Fund | Year | Federal | State | Other | Total |
|-------|------|------|-----------|-------|-------|-----------|
| PE | STBG | 2025 | \$115,000 | \$0 | \$0 | \$115,000 |

Project: **0013442** Type Work: Preliminary Engineering
 Descp: DISADVANTAGED BUSINESS ENTERPRISE SUPPORTIVE SVCS - SFY 2024
 Lanes: Exist. 0 Prop. 0 Length: 0.00
 Total Project Cost: \$500,000
 Total Project Authorizations: \$0
 Total Parcels: 0

| Phase | Fund | Year | Federal | State | Other | Total |
|-------|-------------|------|-----------|-------|-------|-----------|
| PE | Other Funds | 2024 | \$500,000 | \$0 | \$0 | \$500,000 |

Project: **0013443** Type Work: Preliminary Engineering
 Descp: DISADVANTAGED BUSINESS ENTERPRISE SUPPORTIVE SVCS - SFY 2025
 Lanes: Exist. 0 Prop. 0 Length: 0.00
 Total Project Cost: \$500,000
 Total Project Authorizations: \$0
 Total Parcels: 0

| Phase | Fund | Year | Federal | State | Other | Total |
|-------|-------------|------|-----------|-------|-------|-----------|
| PE | Other Funds | 2025 | \$500,000 | \$0 | \$0 | \$500,000 |

STATE TRANSPORTATION IMPROVEMENT PROGRAM

02/14/2023

DRAFT

Project: **0013445** Type Work: Preliminary Engineering
 Descp: DOT PERSONNEL TRAINING - FY 2024 - PE ONLY
 Lanes: Exist. 0 Prop. 0 Length: 0.00

| Phase | Fund | Year | Federal | State | Other | Total |
|-------|------|------|-------------|-------|-------|-------------|
| PE | STBG | 2024 | \$1,000,000 | \$0 | \$0 | \$1,000,000 |

Total Project Cost: \$1,000,000
 Total Project Authorizations: \$0
 Total Parcels: 0

Project: **0013446** Type Work: Preliminary Engineering
 Descp: DOT PERSONNEL TRAINING - FY 2025 - PE ONLY
 Lanes: Exist. 0 Prop. 0 Length: 0.00

| Phase | Fund | Year | Federal | State | Other | Total |
|-------|------|------|-------------|-------|-------|-------------|
| PE | STBG | 2025 | \$1,000,000 | \$0 | \$0 | \$1,000,000 |

Total Project Cost: \$1,000,000
 Total Project Authorizations: \$0
 Total Parcels: 0

Project: **0013451** Type Work: Preliminary Engineering
 Descp: LIGHTING DESIGN SERVICES - FY 2024
 Lanes: Exist. Prop. Length: 0.00

| Phase | Fund | Year | Federal | State | Other | Total |
|-------|------|------|-----------|----------|-------|-----------|
| PE | STBG | 2024 | \$360,000 | \$90,000 | \$0 | \$450,000 |

Total Project Cost: \$450,000
 Total Project Authorizations: \$0
 Total Parcels: 0

Project: **0013452** Type Work: Preliminary Engineering
 Descp: LIGHTING DESIGN SERVICES - FY 2025
 Lanes: Exist. Prop. Length: 0.00

| Phase | Fund | Year | Federal | State | Other | Total |
|-------|------|------|-----------|----------|-------|-----------|
| PE | STBG | 2025 | \$360,000 | \$90,000 | \$0 | \$450,000 |

Total Project Cost: \$450,000
 Total Project Authorizations: \$0
 Total Parcels: 0

Project: **0013454** Type Work: Preliminary Engineering
 Descp: LOW IMPACT BRIDGE OVERSIGHT - FY 2024
 Lanes: Exist. 0 Prop. 0 Length: 0.00

| Phase | Fund | Year | Federal | State | Other | Total |
|-------|------|------|-----------|-----------|-------|-----------|
| PE | STBG | 2024 | \$480,000 | \$120,000 | \$0 | \$600,000 |

Total Project Cost: \$600,000
 Total Project Authorizations: \$0
 Total Parcels: 0

Project: **0013455** Type Work: Preliminary Engineering
 Descp: LOW IMPACT BRIDGE OVERSIGHT - FY 2025
 Lanes: Exist. 0 Prop. 0 Length: 0.00

| Phase | Fund | Year | Federal | State | Other | Total |
|-------|------|------|-----------|-----------|-------|-----------|
| PE | STBG | 2025 | \$480,000 | \$120,000 | \$0 | \$600,000 |

Total Project Cost: \$600,000
 Total Project Authorizations: \$0
 Total Parcels: 0

STATE TRANSPORTATION IMPROVEMENT PROGRAM

02/14/2023

DRAFT

Project: **0013459** Type Work: Preliminary Engineering
 Descp: ON-THE-JOB TRAINING SUPPORTIVE SERVICES - CY 2024
 Lanes: Exist. 0 Prop. 0 Length:

| Phase | Fund | Year | Federal | State | Other | Total |
|-------|-------------|------|-----------|-------|-------|-----------|
| PE | Other Funds | 2024 | \$200,000 | \$0 | \$0 | \$200,000 |

Total Project Cost: \$200,000
 Total Project Authorizations: \$0
 Total Parcels: 0

Project: **0013460** Type Work: Preliminary Engineering
 Descp: ON-THE-JOB TRAINING SUPPORTIVE SERVICES - CY 2025
 Lanes: Exist. 0 Prop. 0 Length:

| Phase | Fund | Year | Federal | State | Other | Total |
|-------|-------------|------|-----------|-------|-------|-----------|
| PE | Other Funds | 2025 | \$200,000 | \$0 | \$0 | \$200,000 |

Total Project Cost: \$200,000
 Total Project Authorizations: \$0
 Total Parcels: 0

Project: **0013467** Type Work: Preliminary Engineering
 Descp: OVERSIGHT SERVICES FOR Y230; Y301; CMAQ & HIP - FY 2024
 Lanes: Exist. 0 Prop. 0 Length: 0.00

| Phase | Fund | Year | Federal | State | Other | Total |
|-------|------|------|-----------|----------|-------|-----------|
| PE | STBG | 2024 | \$160,000 | \$40,000 | \$0 | \$200,000 |

Total Project Cost: \$200,000
 Total Project Authorizations: \$0
 Total Parcels: 0

Project: **0013468** Type Work: Preliminary Engineering
 Descp: OVERSIGHT SERVICES FOR Y230; Y301; CMAQ & HIP - FY 2025
 Lanes: Exist. 0 Prop. 0 Length: 0.00

| Phase | Fund | Year | Federal | State | Other | Total |
|-------|------|------|-----------|----------|-------|-----------|
| PE | STBG | 2025 | \$160,000 | \$40,000 | \$0 | \$200,000 |

Total Project Cost: \$200,000
 Total Project Authorizations: \$0
 Total Parcels: 0

Project: **0013487** Type Work: Preliminary Engineering
 Descp: STATEWIDE SURPLUS PROPERTY MONITORING & DISPOSAL - FY 2024
 Lanes: Exist. 0 Prop. 0 Length: 0.00

| Phase | Fund | Year | Federal | State | Other | Total |
|-------|------|------|-----------|----------|-------|-----------|
| PE | STBG | 2024 | \$280,000 | \$70,000 | \$0 | \$350,000 |

Total Project Cost: \$350,000
 Total Project Authorizations: \$0
 Total Parcels: 0

Project: **0013488** Type Work: Preliminary Engineering
 Descp: STATEWIDE SURPLUS PROPERTY MONITORING & DISPOSAL - FY 2025
 Lanes: Exist. 0 Prop. 0 Length: 0.00

| Phase | Fund | Year | Federal | State | Other | Total |
|-------|------|------|-----------|----------|-------|-----------|
| PE | STBG | 2025 | \$280,000 | \$70,000 | \$0 | \$350,000 |

Total Project Cost: \$350,000
 Total Project Authorizations: \$0
 Total Parcels: 0

STATE TRANSPORTATION IMPROVEMENT PROGRAM

02/14/2023

DRAFT

Project: **0013515** Type Work: Preliminary Engineering
 Descp: DIVISION OF ENGINEERING SUPPORT - FY 2024
 Lanes: Exist. 0 Prop. 0 Length: 0.00

| Phase | Fund | Year | Federal | State | Other | Total |
|-------|------|------|-------------|-----------|-------|-------------|
| PE | STBG | 2024 | \$3,360,000 | \$840,000 | \$0 | \$4,200,000 |

Total Project Cost: \$4,200,000
 Total Project Authorizations: \$0
 Total Parcels: 0

Project: **0013516** Type Work: Preliminary Engineering
 Descp: DIVISION OF ENGINEERING SUPPORT - FY 2025
 Lanes: Exist. 0 Prop. 0 Length: 0.00

| Phase | Fund | Year | Federal | State | Other | Total |
|-------|------|------|-------------|-----------|-------|-------------|
| PE | STBG | 2025 | \$3,360,000 | \$840,000 | \$0 | \$4,200,000 |

Total Project Cost: \$4,200,000
 Total Project Authorizations: \$0
 Total Parcels: 0

Project: **0013522** Type Work: Preliminary Engineering
 Descp: GDOT IT ENTERPRISE SUPPORT - FY 2024
 Lanes: Exist. Prop. Length: 0.00

| Phase | Fund | Year | Federal | State | Other | Total |
|-------|------|------|-------------|-------------|-------|--------------|
| PE | STBG | 2024 | \$8,568,800 | \$2,142,200 | \$0 | \$10,711,000 |

Total Project Cost: \$10,711,000
 Total Project Authorizations: \$0
 Total Parcels: 0

Project: **0013523** Type Work: Preliminary Engineering
 Descp: GDOT IT ENTERPRISE SUPPORT - FY 2025
 Lanes: Exist. Prop. Length: 0.00

| Phase | Fund | Year | Federal | State | Other | Total |
|-------|------|------|-------------|-------------|-------|--------------|
| PE | STBG | 2025 | \$8,568,800 | \$2,142,200 | \$0 | \$10,711,000 |

Total Project Cost: \$10,711,000
 Total Project Authorizations: \$0
 Total Parcels: 0

Project: **0014203** Type Work: Truck Lanes
 Descp: I-75 FROM I-475 TO SR 155 - COMMERCIAL VEHICLE LANES
 Lanes: Exist. 6 Prop. 6 Length:

| Phase | Fund | Year | Federal | State | Other | Total |
|-------|------|------------|--------------|--------------|--------------|--------------|
| PE | NHPP | 2018 | \$3,360,000 | \$840,000 | \$0 | \$4,200,000 |
| PE | HPP | 2018 | \$3,840,904 | \$960,226 | \$0 | \$4,801,130 |
| PE | NHS | 2018 | \$318,192 | \$79,548 | \$0 | \$397,740 |
| PE | HPP | 2019 | \$518,033 | \$129,508 | \$0 | \$647,541 |
| PE | NHPP | 2019 | \$4,681,967 | \$1,170,492 | \$0 | \$5,852,459 |
| PE | NHPP | 2020 | \$5,600,000 | \$1,400,000 | \$0 | \$7,000,000 |
| PE | NHS | 2021 | \$6,400,000 | \$1,600,000 | \$0 | \$8,000,000 |
| PE | NHS | 2022 | \$10,304,000 | \$2,576,000 | \$0 | \$12,880,000 |
| PE | NHPP | 2023 | \$1,760,000 | \$440,000 | \$0 | \$2,200,000 |
| PE | NHPP | 2023 | \$2,056,000 | \$514,000 | \$0 | \$2,570,000 |
| PE | NHPP | 2025 | \$2,000,000 | \$500,000 | \$0 | \$2,500,000 |
| PE | NHPP | 2026 | \$2,000,000 | \$500,000 | \$0 | \$2,500,000 |
| PE | NHPP | 2027 | \$9,200,000 | \$2,300,000 | \$0 | \$11,500,000 |
| ROW | NHPP | 2022 | \$7,680,000 | \$1,920,000 | \$0 | \$9,600,000 |
| ROW | NHFP | 2023 | \$5,573,373 | \$1,393,343 | \$0 | \$6,966,716 |
| ROW | NHPP | 2024 | \$16,026,627 | \$4,006,657 | \$0 | \$20,033,284 |
| ROW | NHPP | 2025 | \$9,600,000 | \$2,400,000 | \$0 | \$12,000,000 |
| ROW | NHPP | 2026 | \$8,000,000 | \$2,000,000 | \$0 | \$10,000,000 |
| CST | NHFP | 2027 | \$19,190,658 | \$4,797,664 | \$0 | \$23,988,322 |
| CST | NHPP | 2027 | \$17,081,837 | \$4,270,459 | \$0 | \$21,352,297 |
| CST | NHPP | After 2027 | \$25,335,000 | \$30,965,000 | \$0 | \$56,300,000 |
| CST | NHPP | After 2027 | \$25,335,000 | \$30,965,000 | \$0 | \$56,300,000 |
| CST | NHPP | After 2027 | \$17,685,000 | \$21,615,000 | \$0 | \$39,300,000 |
| CST | NHPP | After 2027 | \$12,568,420 | \$15,361,402 | \$0 | \$27,929,822 |
| CST | NHPP | After 2027 | \$12,568,420 | \$15,361,402 | \$0 | \$27,929,822 |
| CST | Bond | After 2027 | \$0 | \$0 | \$85,931,000 | \$85,931,000 |
| CST | NHPP | After 2027 | \$31,320,000 | \$38,280,000 | \$0 | \$69,600,000 |

Total Project Cost: \$5,423,094,028
 Total Project Authorizations: \$60,023,711
 Total Parcels: 0

STATE TRANSPORTATION IMPROVEMENT PROGRAM

02/14/2023

DRAFT

Project: **0014203** Type Work: Truck Lanes
 Descp: I-75 FROM I-475 TO SR 155 - COMMERCIAL VEHICLE LANES

Continued from previous page

| Phase | Fund | Year | Federal | State | Other | Total |
|-------|------|------------|--------------|--------------|-------|---------------|
| CST | NHPP | After 2027 | \$62,216,267 | \$76,042,105 | \$0 | \$138,258,372 |
| CST | NHPP | After 2027 | \$62,280,000 | \$76,120,000 | \$0 | \$138,400,000 |
| CST | NHPP | After 2027 | \$62,325,000 | \$76,175,000 | \$0 | \$138,500,000 |
| CST | NHPP | After 2027 | \$62,380,497 | \$76,242,830 | \$0 | \$138,623,327 |
| CST | NHPP | After 2027 | \$62,438,278 | \$76,313,451 | \$0 | \$138,751,729 |
| CST | NHPP | After 2027 | \$62,497,641 | \$76,386,005 | \$0 | \$138,883,646 |
| CST | NHPP | After 2027 | \$62,558,623 | \$76,460,539 | \$0 | \$139,019,162 |
| CST | NHPP | After 2027 | \$62,621,265 | \$76,537,102 | \$0 | \$139,158,367 |
| CST | NHPP | After 2027 | \$62,685,608 | \$76,615,743 | \$0 | \$139,301,350 |
| CST | NHPP | After 2027 | \$62,751,692 | \$76,696,513 | \$0 | \$139,448,205 |
| CST | NHPP | After 2027 | \$62,819,562 | \$76,779,465 | \$0 | \$139,599,027 |
| CST | NHPP | After 2027 | \$62,889,261 | \$76,864,653 | \$0 | \$139,753,914 |
| CST | NHPP | After 2027 | \$62,960,835 | \$76,952,132 | \$0 | \$139,912,967 |
| CST | NHPP | After 2027 | \$63,034,330 | \$77,041,959 | \$0 | \$140,076,288 |
| CST | NHPP | After 2027 | \$63,109,793 | \$77,134,191 | \$0 | \$140,243,984 |
| CST | NHPP | After 2027 | \$63,187,150 | \$77,228,739 | \$0 | \$140,415,890 |
| CST | NHPP | After 2027 | \$63,266,324 | \$77,325,507 | \$0 | \$140,591,832 |
| CST | NHPP | After 2027 | \$63,347,357 | \$77,424,547 | \$0 | \$140,771,905 |
| CST | NHPP | After 2027 | \$63,430,292 | \$77,525,913 | \$0 | \$140,956,206 |
| CST | NHPP | After 2027 | \$63,515,175 | \$77,629,659 | \$0 | \$141,144,834 |
| CST | NHPP | After 2027 | \$63,602,051 | \$77,735,840 | \$0 | \$141,337,891 |
| CST | NHPP | After 2027 | \$63,690,967 | \$77,844,515 | \$0 | \$141,535,482 |
| CST | NHPP | After 2027 | \$63,781,970 | \$77,955,742 | \$0 | \$141,737,712 |
| CST | NHPP | After 2027 | \$63,875,111 | \$78,069,580 | \$0 | \$141,944,690 |
| CST | NHPP | After 2027 | \$63,970,438 | \$78,186,091 | \$0 | \$142,156,529 |
| CST | NHPP | After 2027 | \$64,068,003 | \$78,305,337 | \$0 | \$142,373,341 |
| CST | NHPP | After 2027 | \$64,167,860 | \$78,427,384 | \$0 | \$142,595,244 |
| CST | NHPP | After 2027 | \$64,270,061 | \$78,552,296 | \$0 | \$142,822,357 |
| CST | NHPP | After 2027 | \$64,374,661 | \$78,680,142 | \$0 | \$143,054,803 |
| CST | NHPP | After 2027 | \$65,250,000 | \$79,750,000 | \$0 | \$145,000,000 |
| CST | NHPP | After 2027 | \$65,250,000 | \$79,750,000 | \$0 | \$145,000,000 |
| CST | NHPP | After 2027 | \$65,250,000 | \$79,750,000 | \$0 | \$145,000,000 |
| CST | NHPP | After 2027 | \$65,250,000 | \$79,750,000 | \$0 | \$145,000,000 |
| CST | NHPP | After 2027 | \$65,250,000 | \$79,750,000 | \$0 | \$145,000,000 |
| CST | NHPP | After 2027 | \$31,500,000 | \$38,500,000 | \$0 | \$70,000,000 |
| UTL | NHPP | 2023 | \$16,000,000 | \$4,000,000 | \$0 | \$20,000,000 |

STATE TRANSPORTATION IMPROVEMENT PROGRAM

02/14/2023

DRAFT

Project: **0014227** Type Work: Preliminary Engineering
 Descp: TASK ORDER CONTRACT-CONSTRUCTION MANAGEMENT
 FED-FY 2027-2031
 Lanes: Exist. 0 Prop. 0 Length:
 Total Project Cost: \$260,000,000
 Total Project Authorizations: \$0
 Total Parcels: 0

| Phase | Fund | Year | Federal | State | Other | Total |
|-------|------|------------|--------------|--------------|-------|--------------|
| CST | STBG | 2027 | \$41,600,000 | \$10,400,000 | \$0 | \$52,000,000 |
| CST | STBG | After 2027 | \$41,600,000 | \$10,400,000 | \$0 | \$52,000,000 |
| CST | STBG | After 2027 | \$41,600,000 | \$10,400,000 | \$0 | \$52,000,000 |
| CST | STBG | After 2027 | \$41,600,000 | \$10,400,000 | \$0 | \$52,000,000 |
| CST | STBG | After 2027 | \$41,600,000 | \$10,400,000 | \$0 | \$52,000,000 |

Project: **0014307** Type Work: Preliminary Engineering
 Descp: STATEWIDE SURPLUS PROPERTY MONITORING & DISPOSAL - FY 2026
 Lanes: Exist. 0 Prop. 0 Length: 0.00
 Total Project Cost: \$350,000
 Total Project Authorizations: \$0
 Total Parcels: 0

| Phase | Fund | Year | Federal | State | Other | Total |
|-------|------|------|-----------|----------|-------|-----------|
| PE | STBG | 2026 | \$280,000 | \$70,000 | \$0 | \$350,000 |

Project: **0014308** Type Work: Preliminary Engineering
 Descp: STATEWIDE SURPLUS PROPERTY MONITORING & DISPOSAL - FY 2027
 Lanes: Exist. 0 Prop. 0 Length: 0.00
 Total Project Cost: \$350,000
 Total Project Authorizations: \$0
 Total Parcels: 0

| Phase | Fund | Year | Federal | State | Other | Total |
|-------|------|------|-----------|----------|-------|-----------|
| PE | STBG | 2027 | \$280,000 | \$70,000 | \$0 | \$350,000 |

Project: **0014335** Type Work: Preliminary Engineering
 Descp: STATEWIDE BRIDGE INSPECTION - FY 2027-2031 - PE ONLY
 Lanes: Exist. 0 Prop. 0 Length: 0.00
 Total Project Cost: \$42,500,000
 Total Project Authorizations: \$0
 Total Parcels: 0

| Phase | Fund | Year | Federal | State | Other | Total |
|-------|------|------------|-------------|-------------|-------|-------------|
| PE | STBG | 2027 | \$6,800,000 | \$1,700,000 | \$0 | \$8,500,000 |
| PE | STBG | After 2027 | \$6,800,000 | \$1,700,000 | \$0 | \$8,500,000 |
| PE | STBG | After 2027 | \$6,800,000 | \$1,700,000 | \$0 | \$8,500,000 |
| PE | STBG | After 2027 | \$6,800,000 | \$1,700,000 | \$0 | \$8,500,000 |
| PE | STBG | After 2027 | \$6,800,000 | \$1,700,000 | \$0 | \$8,500,000 |

Project: **0014361** Type Work: Preliminary Engineering
 Descp: SPECIAL DRAINAGE STUDIES - FY 2027-2031
 Lanes: Exist. Prop. Length: 0.00
 Total Project Cost: \$5,000,000
 Total Project Authorizations: \$0
 Total Parcels: 0

| Phase | Fund | Year | Federal | State | Other | Total |
|-------|------|------------|-----------|-----------|-------|-------------|
| PE | STBG | 2027 | \$800,000 | \$200,000 | \$0 | \$1,000,000 |
| PE | STBG | After 2027 | \$800,000 | \$200,000 | \$0 | \$1,000,000 |
| PE | STBG | After 2027 | \$800,000 | \$200,000 | \$0 | \$1,000,000 |
| PE | STBG | After 2027 | \$800,000 | \$200,000 | \$0 | \$1,000,000 |
| PE | STBG | After 2027 | \$800,000 | \$200,000 | \$0 | \$1,000,000 |

STATE TRANSPORTATION IMPROVEMENT PROGRAM

02/14/2023

DRAFT

Project: **0014387** Type Work: Preliminary Engineering
 Descp: PROJ REVIEW; ESTIMATING & CONSULTANT SERVICES - FY 2027-2031
 Lanes: Exist. 0 Prop. 0 Length: 0.00
 Total Project Cost: \$10,000,000
 Total Project Authorizations: \$0
 Total Parcels: 0

| Phase | Fund | Year | Federal | State | Other | Total |
|-------|------|------------|-------------|-----------|-------|-------------|
| PE | STBG | 2027 | \$1,600,000 | \$400,000 | \$0 | \$2,000,000 |
| PE | STBG | After 2027 | \$1,600,000 | \$400,000 | \$0 | \$2,000,000 |
| PE | STBG | After 2027 | \$1,600,000 | \$400,000 | \$0 | \$2,000,000 |
| PE | STBG | After 2027 | \$1,600,000 | \$400,000 | \$0 | \$2,000,000 |
| PE | STBG | After 2027 | \$1,600,000 | \$400,000 | \$0 | \$2,000,000 |

Project: **0014400** Type Work: Preliminary Engineering
 Descp: OVERSIGHT SERVICES FOR Y230; Y301; CMAQ & HIP - FY 2026
 Lanes: Exist. 0 Prop. 0 Length: 0.00
 Total Project Cost: \$200,000
 Total Project Authorizations: \$0
 Total Parcels: 0

| Phase | Fund | Year | Federal | State | Other | Total |
|-------|------|------|-----------|----------|-------|-----------|
| PE | STBG | 2026 | \$160,000 | \$40,000 | \$0 | \$200,000 |

Project: **0014401** Type Work: Preliminary Engineering
 Descp: OVERSIGHT SERVICES FOR Y230; Y301; CMAQ & HIP - FY 2027
 Lanes: Exist. 0 Prop. 0 Length: 0.00
 Total Project Cost: \$200,000
 Total Project Authorizations: \$0
 Total Parcels: 0

| Phase | Fund | Year | Federal | State | Other | Total |
|-------|------|------|-----------|----------|-------|-----------|
| PE | STBG | 2027 | \$160,000 | \$40,000 | \$0 | \$200,000 |

Project: **0014454** Type Work: Preliminary Engineering
 Descp: DISADVANTAGED BUSINESS ENTERPRISE SUPPORTIVE SVCS - SFY 2026
 Lanes: Exist. Prop. Length: 0.00
 Total Project Cost: \$500,000
 Total Project Authorizations: \$0
 Total Parcels: 0

| Phase | Fund | Year | Federal | State | Other | Total |
|-------|-------------|------|-----------|-------|-------|-----------|
| PE | Other Funds | 2026 | \$500,000 | \$0 | \$0 | \$500,000 |

Project: **0014455** Type Work: Preliminary Engineering
 Descp: DISADVANTAGED BUSINESS ENTERPRISE SUPPORTIVE SVCS - SFY 2027
 Lanes: Exist. Prop. Length: 0.00
 Total Project Cost: \$500,000
 Total Project Authorizations: \$0
 Total Parcels: 0

| Phase | Fund | Year | Federal | State | Other | Total |
|-------|-------------|------|-----------|-------|-------|-----------|
| PE | Other Funds | 2027 | \$500,000 | \$0 | \$0 | \$500,000 |

Project: **0014489** Type Work: Preliminary Engineering
 Descp: OVERSIGHT & COMPLIANCE FOR LOCAL ROW PROGRAM - FY 2024
 Lanes: Exist. Prop. Length: 0.00
 Total Project Cost: \$1,500,000
 Total Project Authorizations: \$0
 Total Parcels: 0

| Phase | Fund | Year | Federal | State | Other | Total |
|-------|------|------|-------------|-----------|-------|-------------|
| PE | STBG | 2024 | \$1,200,000 | \$300,000 | \$0 | \$1,500,000 |

STATE TRANSPORTATION IMPROVEMENT PROGRAM

02/14/2023

DRAFT

Project: **0014490** Type Work: Preliminary Engineering
 Descp: OVERSIGHT & COMPLIANCE FOR LOCAL ROW PROGRAM - FY 2025
 Lanes: Exist. Prop. Length: 0.00

Total Project Cost: \$1,500,000
 Total Project Authorizations: \$0
 Total Parcels: 0

| Phase | Fund | Year | Federal | State | Other | Total |
|-------|------|------|-------------|-----------|-------|-------------|
| PE | STBG | 2025 | \$1,200,000 | \$300,000 | \$0 | \$1,500,000 |

Project: **0014491** Type Work: Preliminary Engineering
 Descp: OVERSIGHT & COMPLIANCE FOR LOCAL ROW PROGRAM - FY 2026
 Lanes: Exist. Prop. Length: 0.00

Total Project Cost: \$1,500,000
 Total Project Authorizations: \$0
 Total Parcels: 0

| Phase | Fund | Year | Federal | State | Other | Total |
|-------|------|------|-------------|-----------|-------|-------------|
| PE | STBG | 2026 | \$1,200,000 | \$300,000 | \$0 | \$1,500,000 |

Project: **0014492** Type Work: Preliminary Engineering
 Descp: OVERSIGHT & COMPLIANCE FOR LOCAL ROW PROGRAM - FY 2027
 Lanes: Exist. Prop. Length: 0.00

Total Project Cost: \$1,500,000
 Total Project Authorizations: \$0
 Total Parcels: 0

| Phase | Fund | Year | Federal | State | Other | Total |
|-------|------|------|-------------|-----------|-------|-------------|
| PE | STBG | 2027 | \$1,200,000 | \$300,000 | \$0 | \$1,500,000 |

Project: **0014518** Type Work: Preliminary Engineering
 Descp: MS4 PERMIT COMPLIANCE - FY 2027-2031
 Lanes: Exist. 0 Prop. 0 Length:

Total Project Cost: \$17,500,000
 Total Project Authorizations: \$0
 Total Parcels: 0

| Phase | Fund | Year | Federal | State | Other | Total |
|-------|------|------------|-------------|-----------|-------|-------------|
| PE | STBG | 2027 | \$2,800,000 | \$700,000 | \$0 | \$3,500,000 |
| PE | STBG | After 2027 | \$2,800,000 | \$700,000 | \$0 | \$3,500,000 |
| PE | STBG | After 2027 | \$2,800,000 | \$700,000 | \$0 | \$3,500,000 |
| PE | STBG | After 2027 | \$2,800,000 | \$700,000 | \$0 | \$3,500,000 |
| PE | STBG | After 2027 | \$2,800,000 | \$700,000 | \$0 | \$3,500,000 |

Project: **0014543** Type Work: Preliminary Engineering
 Descp: LOW IMPACT BRIDGE OVERSIGHT - FY 2027
 Lanes: Exist. 0 Prop. 0 Length: 0.00

Total Project Cost: \$600,000
 Total Project Authorizations: \$0
 Total Parcels: 0

| Phase | Fund | Year | Federal | State | Other | Total |
|-------|------|------|-----------|-----------|-------|-----------|
| PE | STBG | 2027 | \$480,000 | \$120,000 | \$0 | \$600,000 |

Project: **0014568** Type Work: Preliminary Engineering
 Descp: LIGHTING DESIGN SERVICES - FY 2026
 Lanes: Exist. Prop. Length: 0.00

Total Project Cost: \$450,000
 Total Project Authorizations: \$0
 Total Parcels: 0

| Phase | Fund | Year | Federal | State | Other | Total |
|-------|------|------|-----------|----------|-------|-----------|
| PE | STBG | 2026 | \$360,000 | \$90,000 | \$0 | \$450,000 |

STATE TRANSPORTATION IMPROVEMENT PROGRAM

02/14/2023

DRAFT

Project: **0014569** Type Work: Preliminary Engineering
 Descp: LIGHTING DESIGN SERVICES - FY 2027
 Lanes: Exist. Prop. Length: 0.00

| Phase | Fund | Year | Federal | State | Other | Total |
|-------|------|------|-----------|----------|-------|-----------|
| PE | STBG | 2027 | \$360,000 | \$90,000 | \$0 | \$450,000 |

Total Project Cost: \$450,000
 Total Project Authorizations: \$0
 Total Parcels: 0

Project: **0014636** Type Work: Preliminary Engineering
 Descp: GDOT IT ENTERPRISE SUPPORT - FY 2026
 Lanes: Exist. Prop. Length: 0.00

| Phase | Fund | Year | Federal | State | Other | Total |
|-------|------|------|-------------|-------------|-------|--------------|
| PE | STBG | 2026 | \$8,568,800 | \$2,142,200 | \$0 | \$10,711,000 |

Total Project Cost: \$10,711,000
 Total Project Authorizations: \$0
 Total Parcels: 0

Project: **0014637** Type Work: Preliminary Engineering
 Descp: GDOT IT ENTERPRISE SUPPORT - FY 2027
 Lanes: Exist. Prop. Length: 0.00

| Phase | Fund | Year | Federal | State | Other | Total |
|-------|------|------|-------------|-------------|-------|--------------|
| PE | STBG | 2027 | \$8,568,800 | \$2,142,200 | \$0 | \$10,711,000 |

Total Project Cost: \$10,711,000
 Total Project Authorizations: \$0
 Total Parcels: 0

Project: **0014663** Type Work: Preliminary Engineering
 Descp: ENVIRONMENTAL ANALYSIS ON FED-AID BY CONSULTANT-FY 2027-2031
 Lanes: Exist. 0 Prop. 0 Length: 0.00

| Phase | Fund | Year | Federal | State | Other | Total |
|-------|------|------------|-------------|-----------|-------|-------------|
| PE | STBG | 2027 | \$2,000,000 | \$500,000 | \$0 | \$2,500,000 |
| PE | STBG | After 2027 | \$2,000,000 | \$500,000 | \$0 | \$2,500,000 |
| PE | STBG | After 2027 | \$2,000,000 | \$500,000 | \$0 | \$2,500,000 |
| PE | STBG | After 2027 | \$2,000,000 | \$500,000 | \$0 | \$2,500,000 |
| PE | STBG | After 2027 | \$2,000,000 | \$500,000 | \$0 | \$2,500,000 |

Total Project Cost: \$12,500,000
 Total Project Authorizations: \$0
 Total Parcels: 0

Project: **0014689** Type Work: Preliminary Engineering
 Descp: DOT PERSONNEL TRAINING - FY 2026 - PE ONLY
 Lanes: Exist. 0 Prop. 0 Length: 0.00

| Phase | Fund | Year | Federal | State | Other | Total |
|-------|------|------|-------------|-------|-------|-------------|
| PE | STBG | 2026 | \$1,000,000 | \$0 | \$0 | \$1,000,000 |

Total Project Cost: \$1,000,000
 Total Project Authorizations: \$0
 Total Parcels: 0

Project: **0014690** Type Work: Preliminary Engineering
 Descp: DOT PERSONNEL TRAINING - FY 2027 - PE ONLY
 Lanes: Exist. 0 Prop. 0 Length: 0.00

| Phase | Fund | Year | Federal | State | Other | Total |
|-------|------|------|-------------|-------|-------|-------------|
| PE | STBG | 2027 | \$1,000,000 | \$0 | \$0 | \$1,000,000 |

Total Project Cost: \$1,000,000
 Total Project Authorizations: \$0
 Total Parcels: 0

STATE TRANSPORTATION IMPROVEMENT PROGRAM

02/14/2023

DRAFT

Project: **0014716** Type Work: Preliminary Engineering
 Descp: DIVISION OF ENGINEERING SUPPORT - FY 2026
 Lanes: Exist. 0 Prop. 0 Length: 0.00

| Phase | Fund | Year | Federal | State | Other | Total |
|-------|------|------|-------------|-----------|-------|-------------|
| PE | STBG | 2026 | \$3,360,000 | \$840,000 | \$0 | \$4,200,000 |

Total Project Cost: \$4,200,000
 Total Project Authorizations: \$0
 Total Parcels: 0

Project: **0014717** Type Work: Preliminary Engineering
 Descp: DIVISION OF ENGINEERING SUPPORT - FY 2027
 Lanes: Exist. 0 Prop. 0 Length: 0.00

| Phase | Fund | Year | Federal | State | Other | Total |
|-------|------|------|-------------|-----------|-------|-------------|
| PE | STBG | 2027 | \$3,360,000 | \$840,000 | \$0 | \$4,200,000 |

Total Project Cost: \$4,200,000
 Total Project Authorizations: \$0
 Total Parcels: 0

Project: **0014743** Type Work: Preliminary Engineering
 Descp: AERIAL PHOTOGRAPHY FOR MAPPING & CONCEPT DEVELOP - FY 2026
 Lanes: Exist. Prop. Length: 0.00

| Phase | Fund | Year | Federal | State | Other | Total |
|-------|------|------|-----------|-----------|-------|-----------|
| PE | STBG | 2026 | \$400,000 | \$100,000 | \$0 | \$500,000 |

Total Project Cost: \$500,000
 Total Project Authorizations: \$0
 Total Parcels: 0

Project: **0014744** Type Work: Preliminary Engineering
 Descp: AERIAL PHOTOGRAPHY FOR MAPPING & CONCEPT DEVELOP - FY 2027
 Lanes: Exist. Prop. Length: 0.00

| Phase | Fund | Year | Federal | State | Other | Total |
|-------|------|------|-----------|-----------|-------|-----------|
| PE | STBG | 2027 | \$400,000 | \$100,000 | \$0 | \$500,000 |

Total Project Cost: \$500,000
 Total Project Authorizations: \$0
 Total Parcels: 0

Project: **0014771** Type Work: Preliminary Engineering
 Descp: ASSISTANCE FOR PRIORITY FED ENVIRONMENTAL REVIEW-FY2027-2031
 Lanes: Exist. 0 Prop. 0 Length: 0.00

| Phase | Fund | Year | Federal | State | Other | Total |
|-------|------|------------|-------------|-----------|-------|-------------|
| PE | STBG | 2027 | \$2,000,000 | \$500,000 | \$0 | \$2,500,000 |
| PE | STBG | After 2027 | \$2,000,000 | \$500,000 | \$0 | \$2,500,000 |
| PE | STBG | After 2027 | \$2,000,000 | \$500,000 | \$0 | \$2,500,000 |
| PE | STBG | After 2027 | \$2,000,000 | \$500,000 | \$0 | \$2,500,000 |
| PE | STBG | After 2027 | \$2,000,000 | \$500,000 | \$0 | \$2,500,000 |

Total Project Cost: \$12,500,000
 Total Project Authorizations: \$0
 Total Parcels: 0

Project: **0014797** Type Work: Preliminary Engineering
 Descp: AASHTO COMMITTEES & SPONSORED EVENTS - FY 2026
 Lanes: Exist. 0 Prop. 0 Length: 0.00

| Phase | Fund | Year | Federal | State | Other | Total |
|-------|------|------|-----------|-------|-------|-----------|
| PE | STBG | 2026 | \$115,000 | \$0 | \$0 | \$115,000 |

Total Project Cost: \$115,000
 Total Project Authorizations: \$0
 Total Parcels: 0

STATE TRANSPORTATION IMPROVEMENT PROGRAM

02/14/2023

DRAFT

Project: **0014798** Type Work: Preliminary Engineering
 Descp: AASHTO COMMITTEES & SPONSORED EVENTS - FY 2027
 Lanes: Exist. 0 Prop. 0 Length: 0.00

| Phase | Fund | Year | Federal | State | Other | Total |
|-------|------|------|-----------|-------|-------|-----------|
| PE | STBG | 2027 | \$115,000 | \$0 | \$0 | \$115,000 |

Total Project Cost: \$115,000
 Total Project Authorizations: \$0
 Total Parcels: 0

Project: **0014831** Type Work: Preliminary Engineering
 Descp: ON-THE-JOB TRAINING SUPPORTIVE SERVICES - CY 2026
 Lanes: Exist. 0 Prop. 0 Length:

| Phase | Fund | Year | Federal | State | Other | Total |
|-------|-------------|------|-----------|-------|-------|-----------|
| PE | Other Funds | 2026 | \$200,000 | \$0 | \$0 | \$200,000 |

Total Project Cost: \$200,000
 Total Project Authorizations: \$0
 Total Parcels: 0

Project: **0014832** Type Work: Preliminary Engineering
 Descp: ON-THE-JOB TRAINING SUPPORTIVE SERVICES - CY 2027
 Lanes: Exist. 0 Prop. 0 Length:

| Phase | Fund | Year | Federal | State | Other | Total |
|-------|-------------|------|-----------|-------|-------|-----------|
| PE | Other Funds | 2027 | \$200,000 | \$0 | \$0 | \$200,000 |

Total Project Cost: \$200,000
 Total Project Authorizations: \$0
 Total Parcels: 0

Project: **0015135** Type Work: Intermodal
 Descp: GRTA - XPRESS BUS MAINTENANCE & REHABILITATION
 Lanes: Exist. 2 Prop. 2 Length: 0.00

| Phase | Fund | Year | Federal | State | Other | Total |
|-------|------|------|-------------|-------|-------------|--------------|
| CST | STBG | 2016 | \$8,591,263 | \$0 | \$2,147,816 | \$10,739,079 |
| CST | CMAQ | 2023 | \$7,000,000 | \$0 | \$1,750,000 | \$8,750,000 |
| CST | CMAQ | 2024 | \$7,000,000 | \$0 | \$1,750,000 | \$8,750,000 |
| CST | CMAQ | 2025 | \$7,000,000 | \$0 | \$1,750,000 | \$8,750,000 |

Total Project Cost: \$36,989,079
 Total Project Authorizations: \$10,739,079
 Total Parcels: 0

Project: **0015330** Type Work: Signals
 Descp: REGIONAL TRAFFIC SIGNAL OPTIMIZATION (RTOP) - FY 2024
 Lanes: Exist. 0 Prop. 0 Length: 0.00

| Phase | Fund | Year | Federal | State | Other | Total |
|-------|------|------|--------------|-------|-------|--------------|
| CST | STBG | 2024 | \$4,700,000 | \$0 | \$0 | \$4,700,000 |
| CST | NHPP | 2024 | \$18,800,000 | \$0 | \$0 | \$18,800,000 |

Total Project Cost: \$23,500,000
 Total Project Authorizations: \$0
 Total Parcels: 0

Project: **0015331** Type Work: Signals
 Descp: REGIONAL TRAFFIC SIGNAL OPTIMIZATION (RTOP) - FY 2025
 Lanes: Exist. 0 Prop. 0 Length: 0.00

| Phase | Fund | Year | Federal | State | Other | Total |
|-------|------|------|--------------|-------|-------|--------------|
| CST | NHPP | 2025 | \$18,800,000 | \$0 | \$0 | \$18,800,000 |
| CST | STBG | 2025 | \$4,700,000 | \$0 | \$0 | \$4,700,000 |

Total Project Cost: \$23,500,000
 Total Project Authorizations: \$0
 Total Parcels: 0

STATE TRANSPORTATION IMPROVEMENT PROGRAM

02/14/2023

DRAFT

Project: **0015332** Type Work: Signals
 Descp: REGIONAL TRAFFIC SIGNAL OPTIMIZATION (RTOP) - FY 2026
 Lanes: Exist. 0 Prop. 0 Length: 0.00
 Total Project Cost: \$23,500,000
 Total Project Authorizations: \$0
 Total Parcels: 0

| Phase | Fund | Year | Federal | State | Other | Total |
|-------|------|------|--------------|-------|-------|--------------|
| CST | NHPP | 2026 | \$18,800,000 | \$0 | \$0 | \$18,800,000 |
| CST | STBG | 2026 | \$4,700,000 | \$0 | \$0 | \$4,700,000 |

Project: **0015333** Type Work: Signals
 Descp: REGIONAL TRAFFIC SIGNAL OPTIMIZATION (RTOP) - FY 2027
 Lanes: Exist. 0 Prop. 0 Length: 0.00
 Total Project Cost: \$23,500,000
 Total Project Authorizations: \$0
 Total Parcels: 0

| Phase | Fund | Year | Federal | State | Other | Total |
|-------|------|------|--------------|-------|-------|--------------|
| CST | NHPP | 2027 | \$18,800,000 | \$0 | \$0 | \$18,800,000 |
| CST | STBG | 2027 | \$4,700,000 | \$0 | \$0 | \$4,700,000 |

Project: **0015480** Type Work: Misc. Improvements
 Descp: DEBT SERVICE FOR GARVEE-1 TO PAY BACK MMIP BONDS-PI# 0001758
 Lanes: Exist. 0 Prop. 0 Length: 0.00
 Total Project Cost: \$60,025,815
 Total Project Authorizations: \$31,685,295
 Total Parcels: 0

| Phase | Fund | Year | Federal | State | Other | Total |
|-------|------|------------|--------------|-------------|-------|--------------|
| ROW | NHPP | 2018 | \$10,655,867 | \$2,663,967 | \$0 | \$13,319,834 |
| ROW | NHPP | 2019 | \$5,814,600 | \$1,453,650 | \$0 | \$7,268,250 |
| ROW | NHPP | 2020 | \$1,321,597 | \$330,399 | \$0 | \$1,651,996 |
| ROW | NHPP | 2022 | \$3,776,396 | \$944,099 | \$0 | \$4,720,495 |
| ROW | NHPP | 2022 | \$3,779,776 | \$944,944 | \$0 | \$4,724,720 |
| ROW | NHPP | 2023 | \$3,779,776 | \$944,944 | \$0 | \$4,724,720 |
| ROW | NHPP | 2024 | \$3,779,360 | \$944,840 | \$0 | \$4,724,200 |
| ROW | NHPP | 2025 | \$3,779,490 | \$944,872 | \$0 | \$4,724,362 |
| ROW | NHPP | 2026 | \$3,777,410 | \$944,352 | \$0 | \$4,721,762 |
| ROW | NHPP | 2027 | \$3,778,060 | \$944,515 | \$0 | \$4,722,575 |
| ROW | NHPP | After 2027 | \$3,778,320 | \$944,580 | \$0 | \$4,722,900 |

Project: **0015569** Type Work: Preliminary Engineering
 Descp: MMIP PROGRAMMATIC OVERSIGHT
 Lanes: Exist. Prop. Length: 0.00
 Total Project Cost: \$577,310,000
 Total Project Authorizations: \$333,310,000
 Total Parcels: 0

| Phase | Fund | Year | Federal | State | Other | Total |
|-------|-------|------------|--------------|--------------|-------|--------------|
| PE | NHPP | 2018 | \$30,720,000 | \$7,680,000 | \$0 | \$38,400,000 |
| PE | NHPP | 2019 | \$31,617,671 | \$7,904,418 | \$0 | \$39,522,089 |
| PE | NHPP | 2020 | \$48,160,000 | \$12,040,000 | \$0 | \$60,200,000 |
| PE | State | 2021 | \$0 | \$58,100,000 | \$0 | \$58,100,000 |
| PE | NHPP | 2022 | \$45,600,000 | \$11,400,000 | \$0 | \$57,000,000 |
| PE | NHPP | 2023 | \$45,440,000 | \$11,360,000 | \$0 | \$56,800,000 |
| PE | NHPP | 2024 | \$44,000,000 | \$11,000,000 | \$0 | \$55,000,000 |
| PE | NHPP | 2025 | \$32,800,000 | \$8,200,000 | \$0 | \$41,000,000 |
| PE | NHPP | 2026 | \$31,200,000 | \$7,800,000 | \$0 | \$39,000,000 |
| PE | NHPP | 2027 | \$16,000,000 | \$4,000,000 | \$0 | \$20,000,000 |
| PE | NHPP | After 2027 | \$16,000,000 | \$4,000,000 | \$0 | \$20,000,000 |
| PE | NHPP | After 2027 | \$16,000,000 | \$4,000,000 | \$0 | \$20,000,000 |
| PE | NHPP | After 2027 | \$14,400,000 | \$3,600,000 | \$0 | \$18,000,000 |
| PE | NHPP | After 2027 | \$12,800,000 | \$3,200,000 | \$0 | \$16,000,000 |
| PE | NHPP | After 2027 | \$12,000,000 | \$3,000,000 | \$0 | \$15,000,000 |
| SRTA | NHPP | 2019 | \$4,390,329 | \$1,097,582 | \$0 | \$5,487,911 |
| SRTA | NHPP | 2020 | \$5,440,000 | \$1,360,000 | \$0 | \$6,800,000 |
| SRTA | State | 2021 | \$0 | \$5,000,000 | \$0 | \$5,000,000 |

STATE TRANSPORTATION IMPROVEMENT PROGRAM

02/14/2023

DRAFT

Project: **0016656** Type Work: Misc. Improvements
 Descp: LUMP SUM TRANSPORTATION ALTERNATIVES (TAP <5K) - 2024
 Lanes: Exist. 0 Prop. 0 Length: 0.00

| Phase | Fund | Year | Federal | State | Other | Total |
|-------|------|------|-------------|-------|-------------|--------------|
| ALL | TAP | 2024 | \$8,910,953 | \$0 | \$2,227,738 | \$11,138,691 |

Total Project Cost: \$11,138,691
 Total Project Authorizations: \$0
 Total Parcels: 0

Project: **0016657** Type Work: Misc. Improvements
 Descp: LUMP SUM TRANSPORTATION ALTERNATIVES (TAP <5K) - 2025
 Lanes: Exist. 0 Prop. 0 Length: 0.00

| Phase | Fund | Year | Federal | State | Other | Total |
|-------|------|------|-------------|-------|-------------|--------------|
| ALL | TAP | 2025 | \$9,089,172 | \$0 | \$2,272,293 | \$11,361,465 |

Total Project Cost: \$11,361,465
 Total Project Authorizations: \$0
 Total Parcels: 0

Project: **0016658** Type Work: Misc. Improvements
 Descp: LUMP SUM TRANSPORTATION ALTERNATIVES (TAP <5K) - 2026
 Lanes: Exist. 0 Prop. 0 Length: 0.00

| Phase | Fund | Year | Federal | State | Other | Total |
|-------|------|------|-------------|-------|-------------|--------------|
| ALL | TAP | 2026 | \$9,270,956 | \$0 | \$2,317,739 | \$11,588,695 |

Total Project Cost: \$11,588,695
 Total Project Authorizations: \$0
 Total Parcels: 0

Project: **0016659** Type Work: Misc. Improvements
 Descp: LUMP SUM TRANSPORTATION ALTERNATIVES (TAP <5K) - 2027
 Lanes: Exist. 0 Prop. 0 Length: 0.00

| Phase | Fund | Year | Federal | State | Other | Total |
|-------|------|------|-------------|-------|-------------|--------------|
| ALL | TAP | 2027 | \$9,270,956 | \$0 | \$2,317,739 | \$11,588,695 |

Total Project Cost: \$11,588,695
 Total Project Authorizations: \$0
 Total Parcels: 0

Project: **0016662** Type Work: Misc. Improvements
 Descp: LUMP SUM TRANSPORTATION ALTERNATIVES (TAP 5K-50K) - 2024
 Lanes: Exist. 0 Prop. 0 Length: 0.00

| Phase | Fund | Year | Federal | State | Other | Total |
|-------|------|------|-------------|-------|-----------|-------------|
| ALL | TAP | 2024 | \$2,571,958 | \$0 | \$642,990 | \$3,214,948 |

Total Project Cost: \$3,214,948
 Total Project Authorizations: \$0
 Total Parcels: 0

Project: **0016663** Type Work: Misc. Improvements
 Descp: LUMP SUM TRANSPORTATION ALTERNATIVES (TAP 5K-50K) - 2025
 Lanes: Exist. 0 Prop. 0 Length: 0.00

| Phase | Fund | Year | Federal | State | Other | Total |
|-------|------|------|-------------|-------|-----------|-------------|
| ALL | TAP | 2025 | \$2,623,397 | \$0 | \$655,849 | \$3,279,246 |

Total Project Cost: \$3,279,246
 Total Project Authorizations: \$0
 Total Parcels: 0

STATE TRANSPORTATION IMPROVEMENT PROGRAM

02/14/2023

DRAFT

Project: **0016664** Type Work: Misc. Improvements
 Descp: LUMP SUM TRANSPORTATION ALTERNATIVES (TAP 5K-50K) - 2026
 Lanes: Exist. 0 Prop. 0 Length: 0.00
 Total Project Cost: \$3,344,831
 Total Project Authorizations: \$0
 Total Parcels: 0

| Phase | Fund | Year | Federal | State | Other | Total |
|-------|------|------|-------------|-------|-----------|-------------|
| ALL | TAP | 2026 | \$2,675,865 | \$0 | \$668,966 | \$3,344,831 |

Project: **0016665** Type Work: Misc. Improvements
 Descp: LUMP SUM TRANSPORTATION ALTERNATIVES (TAP 5K-50K) - 2027
 Lanes: Exist. 0 Prop. 0 Length: 0.00
 Total Project Cost: \$3,344,831
 Total Project Authorizations: \$0
 Total Parcels: 0

| Phase | Fund | Year | Federal | State | Other | Total |
|-------|------|------|-------------|-------|-----------|-------------|
| ALL | TAP | 2027 | \$2,675,865 | \$0 | \$668,966 | \$3,344,831 |

Project: **0016668** Type Work: Pavement Rehab
 Descp: LUMP SUM MAINTENANCE FOR ANY AREA - 2024
 Lanes: Exist. 0 Prop. 0 Length: 0.00
 Total Project Cost: \$280,000,000
 Total Project Authorizations: \$0
 Total Parcels: 0

| Phase | Fund | Year | Federal | State | Other | Total |
|-------|------|------|--------------|--------------|-------|---------------|
| ALL | STBG | 2024 | \$1,600,000 | \$400,000 | \$0 | \$2,000,000 |
| ALL | STBG | 2024 | \$92,800,000 | \$23,200,000 | \$0 | \$116,000,000 |
| ALL | NHPP | 2024 | \$99,200,000 | \$24,800,000 | \$0 | \$124,000,000 |
| ALL | HIP | 2024 | \$38,000,000 | \$0 | \$0 | \$38,000,000 |

Project: **0016669** Type Work: Pavement Rehab
 Descp: LUMP SUM MAINTENANCE FOR ANY AREA - 2025
 Lanes: Exist. 0 Prop. 0 Length: 0.00
 Total Project Cost: \$250,000,000
 Total Project Authorizations: \$0
 Total Parcels: 0

| Phase | Fund | Year | Federal | State | Other | Total |
|-------|------|------|--------------|--------------|-------|---------------|
| ALL | STBG | 2025 | \$99,200,000 | \$24,800,000 | \$0 | \$124,000,000 |
| ALL | STBG | 2025 | \$1,600,000 | \$400,000 | \$0 | \$2,000,000 |
| ALL | NHPP | 2025 | \$99,200,000 | \$24,800,000 | \$0 | \$124,000,000 |

Project: **0016670** Type Work: Pavement Rehab
 Descp: LUMP SUM MAINTENANCE FOR ANY AREA - 2026
 Lanes: Exist. 0 Prop. 0 Length: 0.00
 Total Project Cost: \$250,000,000
 Total Project Authorizations: \$0
 Total Parcels: 0

| Phase | Fund | Year | Federal | State | Other | Total |
|-------|------|------|--------------|--------------|-------|---------------|
| ALL | NHPP | 2026 | \$99,200,000 | \$24,800,000 | \$0 | \$124,000,000 |
| ALL | STBG | 2026 | \$1,600,000 | \$400,000 | \$0 | \$2,000,000 |
| ALL | STBG | 2026 | \$99,200,000 | \$24,800,000 | \$0 | \$124,000,000 |

Project: **0016671** Type Work: Pavement Rehab
 Descp: LUMP SUM MAINTENANCE FOR ANY AREA - 2027
 Lanes: Exist. 0 Prop. 0 Length: 0.00
 Total Project Cost: \$250,000,000
 Total Project Authorizations: \$0
 Total Parcels: 0

| Phase | Fund | Year | Federal | State | Other | Total |
|-------|------|------|--------------|--------------|-------|---------------|
| ALL | NHPP | 2027 | \$99,200,000 | \$24,800,000 | \$0 | \$124,000,000 |
| ALL | STBG | 2027 | \$1,600,000 | \$400,000 | \$0 | \$2,000,000 |
| ALL | STBG | 2027 | \$99,200,000 | \$24,800,000 | \$0 | \$124,000,000 |

STATE TRANSPORTATION IMPROVEMENT PROGRAM

02/14/2023

DRAFT

Project: **0016692** Type Work: Bridges
 Descp: LUMP SUM BRIDGE MAINTENANCE - 2024
 Lanes: Exist. 0 Prop. 0 Length: 0.00

| Phase | Fund | Year | Federal | State | Other | Total |
|-------|------|------|--------------|-------------|-------|--------------|
| ALL | STBG | 2024 | \$12,000,000 | \$3,000,000 | \$0 | \$15,000,000 |
| ALL | NHPP | 2024 | \$27,000,000 | \$3,000,000 | \$0 | \$30,000,000 |

Total Project Cost: \$45,000,000
 Total Project Authorizations: \$0
 Total Parcels: 0

Project: **0016693** Type Work: Bridges
 Descp: LUMP SUM BRIDGE MAINTENANCE - 2025
 Lanes: Exist. 0 Prop. 0 Length: 0.00

| Phase | Fund | Year | Federal | State | Other | Total |
|-------|------|------|--------------|-------------|-------|--------------|
| ALL | NHPP | 2025 | \$27,000,000 | \$3,000,000 | \$0 | \$30,000,000 |
| ALL | STBG | 2025 | \$12,000,000 | \$3,000,000 | \$0 | \$15,000,000 |

Total Project Cost: \$45,000,000
 Total Project Authorizations: \$0
 Total Parcels: 0

Project: **0016694** Type Work: Bridges
 Descp: LUMP SUM BRIDGE MAINTENANCE - 2026
 Lanes: Exist. 0 Prop. 0 Length: 0.00

| Phase | Fund | Year | Federal | State | Other | Total |
|-------|------|------|--------------|-------------|-------|--------------|
| ALL | NHPP | 2026 | \$27,000,000 | \$3,000,000 | \$0 | \$30,000,000 |
| ALL | STBG | 2026 | \$12,000,000 | \$3,000,000 | \$0 | \$15,000,000 |

Total Project Cost: \$45,000,000
 Total Project Authorizations: \$0
 Total Parcels: 0

Project: **0016695** Type Work: Bridges
 Descp: LUMP SUM BRIDGE MAINTENANCE - 2027
 Lanes: Exist. 0 Prop. 0 Length: 0.00

| Phase | Fund | Year | Federal | State | Other | Total |
|-------|------|------|--------------|-------------|-------|--------------|
| ALL | STBG | 2027 | \$12,000,000 | \$3,000,000 | \$0 | \$15,000,000 |
| ALL | NHPP | 2027 | \$27,000,000 | \$3,000,000 | \$0 | \$30,000,000 |

Total Project Cost: \$45,000,000
 Total Project Authorizations: \$0
 Total Parcels: 0

Project: **0016698** Type Work: Lighting
 Descp: LUMP SUM INTERCHANGE/ROADWAY LIGHTING - 2024
 Lanes: Exist. 0 Prop. 0 Length: 0.00

| Phase | Fund | Year | Federal | State | Other | Total |
|-------|------|------|-----------|-----------|-------|-------------|
| ALL | NHPP | 2024 | \$800,000 | \$200,000 | \$0 | \$1,000,000 |

Total Project Cost: \$1,000,000
 Total Project Authorizations: \$0
 Total Parcels: 0

Project: **0016699** Type Work: Lighting
 Descp: LUMP SUM INTERCHANGE/ROADWAY LIGHTING - 2025
 Lanes: Exist. 0 Prop. 0 Length: 0.00

| Phase | Fund | Year | Federal | State | Other | Total |
|-------|------|------|-----------|-----------|-------|-------------|
| ALL | NHPP | 2025 | \$800,000 | \$200,000 | \$0 | \$1,000,000 |

Total Project Cost: \$1,000,000
 Total Project Authorizations: \$0
 Total Parcels: 0

STATE TRANSPORTATION IMPROVEMENT PROGRAM

02/14/2023

DRAFT

Project: **0016700** Type Work: Lighting
 Descp: LUMP SUM INTERCHANGE/ROADWAY LIGHTING - 2026
 Lanes: Exist. 0 Prop. 0 Length: 0.00

| Phase | Fund | Year | Federal | State | Other | Total |
|-------|------|------|-----------|-----------|-------|-------------|
| ALL | NHPP | 2026 | \$800,000 | \$200,000 | \$0 | \$1,000,000 |

Total Project Cost: \$1,000,000
 Total Project Authorizations: \$0
 Total Parcels: 0

Project: **0016701** Type Work: Lighting
 Descp: LUMP SUM INTERCHANGE/ROADWAY LIGHTING - 2027
 Lanes: Exist. 0 Prop. 0 Length: 0.00

| Phase | Fund | Year | Federal | State | Other | Total |
|-------|------|------|-----------|-----------|-------|-------------|
| ALL | NHPP | 2027 | \$800,000 | \$200,000 | \$0 | \$1,000,000 |

Total Project Cost: \$1,000,000
 Total Project Authorizations: \$0
 Total Parcels: 0

Project: **0016704** Type Work: Railroad Crossing
 Descp: LUMP SUM RAILROAD CROSSINGS - 2024
 Lanes: Exist. 0 Prop. 0 Length: 0.00

| Phase | Fund | Year | Federal | State | Other | Total |
|-------|------|------|--------------|-------|-------|--------------|
| ALL | RRX | 2024 | \$11,500,000 | \$0 | \$0 | \$11,500,000 |

Total Project Cost: \$11,500,000
 Total Project Authorizations: \$0
 Total Parcels: 0

Project: **0016705** Type Work: Railroad Crossing
 Descp: LUMP SUM RAILROAD CROSSINGS - 2025
 Lanes: Exist. 0 Prop. 0 Length: 0.00

| Phase | Fund | Year | Federal | State | Other | Total |
|-------|------|------|--------------|-------|-------|--------------|
| ALL | RRX | 2025 | \$11,500,000 | \$0 | \$0 | \$11,500,000 |

Total Project Cost: \$11,500,000
 Total Project Authorizations: \$0
 Total Parcels: 0

Project: **0016706** Type Work: Railroad Crossing
 Descp: LUMP SUM RAILROAD CROSSINGS - 2026
 Lanes: Exist. 0 Prop. 0 Length: 0.00

| Phase | Fund | Year | Federal | State | Other | Total |
|-------|------|------|--------------|-------|-------|--------------|
| ALL | RRX | 2026 | \$11,500,000 | \$0 | \$0 | \$11,500,000 |

Total Project Cost: \$11,500,000
 Total Project Authorizations: \$0
 Total Parcels: 0

Project: **0016707** Type Work: Railroad Crossing
 Descp: LUMP SUM RAILROAD CROSSINGS - 2027
 Lanes: Exist. 0 Prop. 0 Length: 0.00

| Phase | Fund | Year | Federal | State | Other | Total |
|-------|------|------|--------------|-------|-------|--------------|
| ALL | RRX | 2027 | \$11,500,000 | \$0 | \$0 | \$11,500,000 |

Total Project Cost: \$11,500,000
 Total Project Authorizations: \$0
 Total Parcels: 0

STATE TRANSPORTATION IMPROVEMENT PROGRAM

02/14/2023

DRAFT

Project: **0016716** Type Work: Rights-Of-Way
 Descp: LUMP SUM RIGHTS OF WAY PROTECTIVE BUYING - 2024
 Lanes: Exist. 0 Prop. 0 Length: 0.00

| Phase | Fund | Year | Federal | State | Other | Total |
|-------|------|------|-------------|-----------|-------|-------------|
| ALL | STBG | 2024 | \$1,200,000 | \$300,000 | \$0 | \$1,500,000 |

Total Project Cost: \$1,500,000
 Total Project Authorizations: \$0
 Total Parcels: 0

Project: **0016717** Type Work: Rights-Of-Way
 Descp: LUMP SUM RIGHTS OF WAY PROTECTIVE BUYING - 2025
 Lanes: Exist. 0 Prop. 0 Length: 0.00

| Phase | Fund | Year | Federal | State | Other | Total |
|-------|------|------|-------------|-----------|-------|-------------|
| ALL | STBG | 2025 | \$1,200,000 | \$300,000 | \$0 | \$1,500,000 |

Total Project Cost: \$1,500,000
 Total Project Authorizations: \$0
 Total Parcels: 0

Project: **0016718** Type Work: Rights-Of-Way
 Descp: LUMP SUM RIGHTS OF WAY PROTECTIVE BUYING - 2026
 Lanes: Exist. 0 Prop. 0 Length: 0.00

| Phase | Fund | Year | Federal | State | Other | Total |
|-------|------|------|-------------|-----------|-------|-------------|
| ALL | STBG | 2026 | \$1,200,000 | \$300,000 | \$0 | \$1,500,000 |

Total Project Cost: \$1,500,000
 Total Project Authorizations: \$0
 Total Parcels: 0

Project: **0016719** Type Work: Rights-Of-Way
 Descp: LUMP SUM RIGHTS OF WAY PROTECTIVE BUYING - 2027
 Lanes: Exist. 0 Prop. 0 Length: 0.00

| Phase | Fund | Year | Federal | State | Other | Total |
|-------|------|------|-------------|-----------|-------|-------------|
| ALL | STBG | 2027 | \$1,200,000 | \$300,000 | \$0 | \$1,500,000 |

Total Project Cost: \$1,500,000
 Total Project Authorizations: \$0
 Total Parcels: 0

Project: **0016722** Type Work: Intersection Improvement
 Descp: LUMP SUM SAFETY - 2024
 Lanes: Exist. 0 Prop. 0 Length: 0.00

| Phase | Fund | Year | Federal | State | Other | Total |
|-------|------|------|--------------|--------------|-------|---------------|
| ALL | HSIP | 2024 | \$90,000,000 | \$10,000,000 | \$0 | \$100,000,000 |

Total Project Cost: \$100,000,000
 Total Project Authorizations: \$0
 Total Parcels: 0

Project: **0016723** Type Work: Intersection Improvement
 Descp: LUMP SUM SAFETY - 2025
 Lanes: Exist. 0 Prop. 0 Length: 0.00

| Phase | Fund | Year | Federal | State | Other | Total |
|-------|------|------|--------------|--------------|-------|---------------|
| ALL | HSIP | 2025 | \$90,000,000 | \$10,000,000 | \$0 | \$100,000,000 |

Total Project Cost: \$100,000,000
 Total Project Authorizations: \$0
 Total Parcels: 0

STATE TRANSPORTATION IMPROVEMENT PROGRAM

02/14/2023

DRAFT

Project: **0016724** Type Work: Intersection Improvement
 Descp: LUMP SUM SAFETY - 2026
 Lanes: Exist. 0 Prop. 0 Length: 0.00

| Phase | Fund | Year | Federal | State | Other | Total |
|-------|------|------|--------------|--------------|-------|---------------|
| ALL | HSIP | 2026 | \$90,000,000 | \$10,000,000 | \$0 | \$100,000,000 |

Total Project Cost: \$100,000,000
 Total Project Authorizations: \$0
 Total Parcels: 0

Project: **0016725** Type Work: Intersection Improvement
 Descp: LUMP SUM SAFETY - 2027
 Lanes: Exist. 0 Prop. 0 Length: 0.00

| Phase | Fund | Year | Federal | State | Other | Total |
|-------|------|------|--------------|--------------|-------|---------------|
| ALL | HSIP | 2027 | \$90,000,000 | \$10,000,000 | \$0 | \$100,000,000 |

Total Project Cost: \$100,000,000
 Total Project Authorizations: \$0
 Total Parcels: 0

Project: **0016728** Type Work: Operational Improvement
 Descp: LUMP SUM OPERATIONS FOR ANY AREA - 2024
 Lanes: Exist. 0 Prop. 0 Length: 0.00

| Phase | Fund | Year | Federal | State | Other | Total |
|-------|------|------|-------------|-------------|-------|--------------|
| ALL | STBG | 2024 | \$9,600,000 | \$2,400,000 | \$0 | \$12,000,000 |

Total Project Cost: \$12,000,000
 Total Project Authorizations: \$0
 Total Parcels: 0

Project: **0016729** Type Work: Operational Improvement
 Descp: LUMP SUM OPERATIONS FOR ANY AREA - 2025
 Lanes: Exist. 0 Prop. 0 Length: 0.00

| Phase | Fund | Year | Federal | State | Other | Total |
|-------|------|------|-------------|-------------|-------|--------------|
| ALL | STBG | 2025 | \$9,600,000 | \$2,400,000 | \$0 | \$12,000,000 |

Total Project Cost: \$12,000,000
 Total Project Authorizations: \$0
 Total Parcels: 0

Project: **0016730** Type Work: Operational Improvement
 Descp: LUMP SUM OPERATIONS FOR ANY AREA - 2026
 Lanes: Exist. 0 Prop. 0 Length: 0.00

| Phase | Fund | Year | Federal | State | Other | Total |
|-------|------|------|-------------|-------------|-------|--------------|
| ALL | STBG | 2026 | \$9,600,000 | \$2,400,000 | \$0 | \$12,000,000 |

Total Project Cost: \$12,000,000
 Total Project Authorizations: \$0
 Total Parcels: 0

Project: **0016731** Type Work: Operational Improvement
 Descp: LUMP SUM OPERATIONS FOR ANY AREA - 2027
 Lanes: Exist. 0 Prop. 0 Length: 0.00

| Phase | Fund | Year | Federal | State | Other | Total |
|-------|------|------|-------------|-------------|-------|--------------|
| ALL | STBG | 2027 | \$9,600,000 | \$2,400,000 | \$0 | \$12,000,000 |

Total Project Cost: \$12,000,000
 Total Project Authorizations: \$0
 Total Parcels: 0

STATE TRANSPORTATION IMPROVEMENT PROGRAM

02/14/2023

DRAFT

Project: **0016734** Type Work: Signals
 Descp: LUMP SUM TRAFFIC CONTROL DEVICES - 2024
 Lanes: Exist. 0 Prop. 0 Length: 0.00

| Phase | Fund | Year | Federal | State | Other | Total |
|-------|------|------|--------------|-------------|-------|--------------|
| ALL | STBG | 2024 | \$24,000,000 | \$6,000,000 | \$0 | \$30,000,000 |

Total Project Cost: \$30,000,000
 Total Project Authorizations: \$0
 Total Parcels: 0

Project: **0016735** Type Work: Signals
 Descp: LUMP SUM TRAFFIC CONTROL DEVICES - 2025
 Lanes: Exist. 0 Prop. 0 Length: 0.00

| Phase | Fund | Year | Federal | State | Other | Total |
|-------|------|------|--------------|-------------|-------|--------------|
| ALL | STBG | 2025 | \$24,000,000 | \$6,000,000 | \$0 | \$30,000,000 |

Total Project Cost: \$30,000,000
 Total Project Authorizations: \$0
 Total Parcels: 0

Project: **0016736** Type Work: Signals
 Descp: LUMP SUM TRAFFIC CONTROL DEVICES - 2026
 Lanes: Exist. 0 Prop. 0 Length: 0.00

| Phase | Fund | Year | Federal | State | Other | Total |
|-------|------|------|--------------|-------------|-------|--------------|
| ALL | STBG | 2026 | \$24,000,000 | \$6,000,000 | \$0 | \$30,000,000 |

Total Project Cost: \$30,000,000
 Total Project Authorizations: \$0
 Total Parcels: 0

Project: **0016737** Type Work: Signals
 Descp: LUMP SUM TRAFFIC CONTROL DEVICES - 2027
 Lanes: Exist. 0 Prop. 0 Length: 0.00

| Phase | Fund | Year | Federal | State | Other | Total |
|-------|------|------|--------------|-------------|-------|--------------|
| ALL | STBG | 2027 | \$24,000,000 | \$6,000,000 | \$0 | \$30,000,000 |

Total Project Cost: \$30,000,000
 Total Project Authorizations: \$0
 Total Parcels: 0

Project: **0016740** Type Work: Bridge Rehab
 Descp: LUMP SUM LOW IMPACT BRIDGES - 2024
 Lanes: Exist. 0 Prop. 0 Length: 0.00

| Phase | Fund | Year | Federal | State | Other | Total |
|-------|------|------|--------------|-------------|-------|--------------|
| ALL | STBG | 2024 | \$16,800,000 | \$4,200,000 | \$0 | \$21,000,000 |

Total Project Cost: \$21,000,000
 Total Project Authorizations: \$0
 Total Parcels: 0

Project: **0016741** Type Work: Bridge Rehab
 Descp: LUMP SUM LOW IMPACT BRIDGES - 2025
 Lanes: Exist. 0 Prop. 0 Length: 0.00

| Phase | Fund | Year | Federal | State | Other | Total |
|-------|------|------|--------------|-------------|-------|--------------|
| ALL | STBG | 2025 | \$16,800,000 | \$4,200,000 | \$0 | \$21,000,000 |

Total Project Cost: \$21,000,000
 Total Project Authorizations: \$0
 Total Parcels: 0

STATE TRANSPORTATION IMPROVEMENT PROGRAM

02/14/2023

DRAFT

Project: **0016742** Type Work: Bridge Rehab
 Descp: LUMP SUM LOW IMPACT BRIDGES - 2026
 Lanes: Exist. 0 Prop. 0 Length: 0.00

| Phase | Fund | Year | Federal | State | Other | Total |
|-------|------|------|--------------|-------------|-------|--------------|
| ALL | STBG | 2026 | \$16,800,000 | \$4,200,000 | \$0 | \$21,000,000 |

Total Project Cost: \$21,000,000
 Total Project Authorizations: \$0
 Total Parcels: 0

Project: **0016743** Type Work: Bridge Rehab
 Descp: LUMP SUM LOW IMPACT BRIDGES - 2027
 Lanes: Exist. 0 Prop. 0 Length: 0.00

| Phase | Fund | Year | Federal | State | Other | Total |
|-------|------|------|--------------|-------------|-------|--------------|
| ALL | STBG | 2027 | \$16,800,000 | \$4,200,000 | \$0 | \$21,000,000 |

Total Project Cost: \$21,000,000
 Total Project Authorizations: \$0
 Total Parcels: 0

Project: **0016746** Type Work: Bicycle/Ped. Facility
 Descp: RECREATIONAL TRAILS - 2024
 Lanes: Exist. 0 Prop. 0 Length: 0.00

| Phase | Fund | Year | Federal | State | Other | Total |
|-------|--------|------|-------------|-----------|-------|-------------|
| CST | Trails | 2024 | \$1,000,000 | \$250,000 | \$0 | \$1,250,000 |

Total Project Cost: \$1,250,000
 Total Project Authorizations: \$0
 Total Parcels: 0

Project: **0016747** Type Work: Bicycle/Ped. Facility
 Descp: RECREATIONAL TRAILS - 2025
 Lanes: Exist. 0 Prop. 0 Length: 0.00

| Phase | Fund | Year | Federal | State | Other | Total |
|-------|--------|------|-------------|-----------|-------|-------------|
| CST | Trails | 2025 | \$1,000,000 | \$250,000 | \$0 | \$1,250,000 |

Total Project Cost: \$1,250,000
 Total Project Authorizations: \$0
 Total Parcels: 0

Project: **0016748** Type Work: Bicycle/Ped. Facility
 Descp: RECREATIONAL TRAILS - 2026
 Lanes: Exist. 0 Prop. 0 Length: 0.00

| Phase | Fund | Year | Federal | State | Other | Total |
|-------|--------|------|-------------|-----------|-------|-------------|
| CST | Trails | 2026 | \$1,000,000 | \$250,000 | \$0 | \$1,250,000 |

Total Project Cost: \$1,250,000
 Total Project Authorizations: \$0
 Total Parcels: 0

Project: **0016749** Type Work: Bicycle/Ped. Facility
 Descp: RECREATIONAL TRAILS - 2027
 Lanes: Exist. 0 Prop. 0 Length: 0.00

| Phase | Fund | Year | Federal | State | Other | Total |
|-------|--------|------|-------------|-----------|-------|-------------|
| CST | Trails | 2027 | \$1,000,000 | \$250,000 | \$0 | \$1,250,000 |

Total Project Cost: \$1,250,000
 Total Project Authorizations: \$0
 Total Parcels: 0

STATE TRANSPORTATION IMPROVEMENT PROGRAM

02/14/2023

DRAFT

Project: **0017041** Type Work: Preliminary Engineering
 Descp: PROJ REVIEW; ESTIMATING & CONSULTANT SERVICES - FY 2022-2026
 Lanes: Exist. 0 Prop. 0 Length: 0.00
 Total Project Cost: \$10,000,000
 Total Project Authorizations: \$4,000,000
 Total Parcels: 0

| Phase | Fund | Year | Federal | State | Other | Total |
|-------|------|------|-------------|-----------|-------|-------------|
| PE | STBG | 2022 | \$1,600,000 | \$400,000 | \$0 | \$2,000,000 |
| PE | STBG | 2023 | \$1,600,000 | \$400,000 | \$0 | \$2,000,000 |
| PE | STBG | 2024 | \$1,600,000 | \$400,000 | \$0 | \$2,000,000 |
| PE | STBG | 2025 | \$1,600,000 | \$400,000 | \$0 | \$2,000,000 |
| PE | STBG | 2026 | \$1,600,000 | \$400,000 | \$0 | \$2,000,000 |

Project: **0017411** Type Work: ITS
 Descp: I-95 FM FLORIDA STATE LINE TO S CAROLINA STATE LINE-ITS EXP
 Lanes: Exist. 6 Prop. 6 Length: 0.00
 Total Project Cost: \$36,250,000
 Total Project Authorizations: \$750,000
 Total Parcels: 0

| Phase | Fund | Year | Federal | State | Other | Total |
|-------|------|------|--------------|-------------|-------|--------------|
| PE | NHPP | 2021 | \$600,000 | \$150,000 | \$0 | \$750,000 |
| CST | NHPP | 2026 | \$11,900,000 | \$2,975,000 | \$0 | \$14,875,000 |
| CST | NHFP | 2026 | \$16,500,000 | \$4,125,000 | \$0 | \$20,625,000 |

Project: **0017470** Type Work: Misc. Improvements
 Descp: DEBT SERVICE FOR GARVEE-1 TO PAY BACK MMIP BONDS-PI# 0001757
 Lanes: Exist. 0 Prop. 0 Length: 0.00
 Total Project Cost: \$25,958,419
 Total Project Authorizations: \$10,698,139
 Total Parcels: 0

| Phase | Fund | Year | Federal | State | Other | Total |
|-------|------|------------|-------------|-------------|-------|-------------|
| ROW | NHPP | 2020 | \$4,489,803 | \$1,122,451 | \$0 | \$5,612,254 |
| ROW | NHPP | 2022 | \$4,068,708 | \$1,017,177 | \$0 | \$5,085,885 |
| ROW | NHPP | 2023 | \$2,035,264 | \$508,816 | \$0 | \$2,544,080 |
| ROW | NHPP | 2024 | \$2,035,040 | \$508,760 | \$0 | \$2,543,800 |
| ROW | NHPP | 2025 | \$2,035,110 | \$508,778 | \$0 | \$2,543,888 |
| ROW | NHPP | 2026 | \$2,033,990 | \$508,498 | \$0 | \$2,542,488 |
| ROW | NHPP | 2027 | \$2,034,340 | \$508,585 | \$0 | \$2,542,925 |
| ROW | NHPP | After 2027 | \$2,034,480 | \$508,620 | \$0 | \$2,543,100 |

Project: **0017792** Type Work: Misc. Improvements
 Descp: LUMP SUM FREIGHT OPERATIONS - 2024
 Lanes: Exist. 0 Prop. 0 Length: 0.00
 Total Project Cost: \$10,000,000
 Total Project Authorizations: \$0
 Total Parcels: 0

| Phase | Fund | Year | Federal | State | Other | Total |
|-------|------|------|-------------|-------------|-------|--------------|
| ALL | STBG | 2024 | \$8,000,000 | \$2,000,000 | \$0 | \$10,000,000 |

Project: **0017795** Type Work: Misc. Improvements
 Descp: LUMP SUM RURAL DEVELOPMENT - 2024
 Lanes: Exist. 0 Prop. 0 Length: 0.00
 Total Project Cost: \$10,000,000
 Total Project Authorizations: \$0
 Total Parcels: 0

| Phase | Fund | Year | Federal | State | Other | Total |
|-------|------|------|-------------|-------------|-------|--------------|
| ALL | STBG | 2024 | \$8,000,000 | \$2,000,000 | \$0 | \$10,000,000 |

STATE TRANSPORTATION IMPROVEMENT PROGRAM

02/14/2023

DRAFT

Project: **0018026** Type Work: Misc. Improvements
 Descp: DEBT SERVICE FOR GARVEE-2 TO PAY BACK MMIP BONDS-0001757
 Lanes: Exist. Prop. Length: 0.00
 Total Project Cost: \$97,285,720
 Total Project Authorizations: \$24,320,776
 Total Parcels: 0

| Phase | Fund | Year | Federal | State | Other | Total |
|-------|------|------------|--------------|-------------|-------|--------------|
| ROW | NHPP | 2021 | \$12,971,360 | \$3,242,840 | \$0 | \$16,214,200 |
| ROW | NHPP | 2022 | \$6,485,261 | \$1,621,315 | \$0 | \$8,106,576 |
| ROW | NHPP | 2023 | \$6,486,237 | \$1,621,559 | \$0 | \$8,107,796 |
| ROW | NHPP | 2024 | \$6,485,749 | \$1,621,437 | \$0 | \$8,107,186 |
| ROW | NHPP | 2025 | \$6,485,810 | \$1,621,453 | \$0 | \$8,107,263 |
| ROW | NHPP | 2026 | \$6,485,871 | \$1,621,468 | \$0 | \$8,107,339 |
| ROW | NHPP | 2027 | \$6,485,383 | \$1,621,346 | \$0 | \$8,106,729 |
| ROW | NHPP | After 2027 | \$6,485,627 | \$1,621,407 | \$0 | \$8,107,034 |
| ROW | NHPP | After 2027 | \$6,485,962 | \$1,621,491 | \$0 | \$8,107,453 |
| ROW | NHPP | After 2027 | \$6,485,749 | \$1,621,437 | \$0 | \$8,107,186 |
| ROW | NHPP | After 2027 | \$6,485,566 | \$1,621,392 | \$0 | \$8,106,958 |

Project: **0018027** Type Work: Misc. Improvements
 Descp: DEBT SERVICE FOR GARVEE-2 TO PAY BACK MMIP BONDS-0001758
 Lanes: Exist. Prop. Length: 0.00
 Total Project Cost: \$406,243,386
 Total Project Authorizations: \$101,558,117
 Total Parcels: 0

| Phase | Fund | Year | Federal | State | Other | Total |
|-------|------|------------|--------------|--------------|-------|--------------|
| ROW | NHPP | 2021 | \$54,165,495 | \$13,541,374 | \$0 | \$67,706,868 |
| ROW | NHPP | 2022 | \$27,080,999 | \$6,770,250 | \$0 | \$33,851,248 |
| ROW | NHPP | 2023 | \$27,085,073 | \$6,771,268 | \$0 | \$33,856,342 |
| ROW | NHPP | 2024 | \$27,083,036 | \$6,770,759 | \$0 | \$33,853,795 |
| ROW | NHPP | 2025 | \$27,083,291 | \$6,770,823 | \$0 | \$33,854,113 |
| ROW | NHPP | 2026 | \$27,083,545 | \$6,770,886 | \$0 | \$33,854,432 |
| ROW | NHPP | 2027 | \$27,081,508 | \$6,770,377 | \$0 | \$33,851,885 |
| ROW | NHPP | After 2027 | \$27,082,527 | \$6,770,632 | \$0 | \$33,853,158 |
| ROW | NHPP | After 2027 | \$27,083,927 | \$6,770,982 | \$0 | \$33,854,909 |
| ROW | NHPP | After 2027 | \$27,083,036 | \$6,770,759 | \$0 | \$33,853,795 |
| ROW | NHPP | After 2027 | \$27,082,272 | \$6,770,568 | \$0 | \$33,852,840 |

Project: **0018028** Type Work: Misc. Improvements
 Descp: DEBT SERVICE FOR GARVEE-2 TO PAY BACK MMIP BONDS-0013914
 Lanes: Exist. Prop. Length: 0.00
 Total Project Cost: \$4,253,857
 Total Project Authorizations: \$1,063,436
 Total Parcels: 0

| Phase | Fund | Year | Federal | State | Other | Total |
|-------|------|------------|-----------|-----------|-------|-----------|
| ROW | NHPP | 2021 | \$567,178 | \$141,794 | \$0 | \$708,972 |
| ROW | NHPP | 2022 | \$283,571 | \$70,893 | \$0 | \$354,463 |
| ROW | NHPP | 2023 | \$283,613 | \$70,903 | \$0 | \$354,517 |
| ROW | NHPP | 2024 | \$283,592 | \$70,898 | \$0 | \$354,490 |
| ROW | NHPP | 2025 | \$283,595 | \$70,899 | \$0 | \$354,493 |
| ROW | NHPP | 2026 | \$283,597 | \$70,899 | \$0 | \$354,497 |
| ROW | NHPP | 2027 | \$283,576 | \$70,894 | \$0 | \$354,470 |
| ROW | NHPP | After 2027 | \$283,587 | \$70,897 | \$0 | \$354,483 |
| ROW | NHPP | After 2027 | \$283,601 | \$70,900 | \$0 | \$354,502 |
| ROW | NHPP | After 2027 | \$283,592 | \$70,898 | \$0 | \$354,490 |
| ROW | NHPP | After 2027 | \$283,584 | \$70,896 | \$0 | \$354,480 |

STATE TRANSPORTATION IMPROVEMENT PROGRAM

02/14/2023

DRAFT

Project: **0018029** Type Work: Misc. Improvements
 Descp: DEBT SERVICE FOR GARVEE-2 TO PAY BACK MMIP
 BONDS-0013915-RW
 Lanes: Exist. Prop. Length: 0.00
 Total Project Cost: \$15,813,715
 Total Project Authorizations: \$3,953,322
 Total Parcels: 0

| Phase | Fund | Year | Federal | State | Other | Total |
|-------|------|------------|-------------|-----------|-------|-------------|
| ROW | NHPP | 2021 | \$2,108,484 | \$527,121 | \$0 | \$2,635,605 |
| ROW | NHPP | 2022 | \$1,054,174 | \$263,543 | \$0 | \$1,317,717 |
| ROW | NHPP | 2023 | \$1,054,333 | \$263,583 | \$0 | \$1,317,916 |
| ROW | NHPP | 2024 | \$1,054,253 | \$263,563 | \$0 | \$1,317,817 |
| ROW | NHPP | 2025 | \$1,054,263 | \$263,566 | \$0 | \$1,317,829 |
| ROW | NHPP | 2026 | \$1,054,273 | \$263,568 | \$0 | \$1,317,841 |
| ROW | NHPP | 2027 | \$1,054,194 | \$263,548 | \$0 | \$1,317,742 |
| ROW | NHPP | After 2027 | \$1,054,233 | \$263,558 | \$0 | \$1,317,792 |
| ROW | NHPP | After 2027 | \$1,054,288 | \$263,572 | \$0 | \$1,317,860 |
| ROW | NHPP | After 2027 | \$1,054,253 | \$263,563 | \$0 | \$1,317,817 |
| ROW | NHPP | After 2027 | \$1,054,224 | \$263,556 | \$0 | \$1,317,779 |

Project: **0018030** Type Work: Misc. Improvements
 Descp: DEBT SERVICE FOR GARVEE-2 TO PAY BACK MMIP
 BONDS-0013915-CST
 Lanes: Exist. Prop. Length: 0.00
 Total Project Cost: \$96,403,044
 Total Project Authorizations: \$24,100,113
 Total Parcels: 0

| Phase | Fund | Year | Federal | State | Other | Total |
|-------|------|------------|--------------|-------------|-------|--------------|
| CST | NHPP | 2021 | \$12,853,670 | \$3,213,418 | \$0 | \$16,067,088 |
| CST | NHPP | 2022 | \$6,426,420 | \$1,606,605 | \$0 | \$8,033,025 |
| CST | NHPP | 2023 | \$6,427,387 | \$1,606,847 | \$0 | \$8,034,234 |
| CST | NHPP | 2024 | \$6,426,904 | \$1,606,726 | \$0 | \$8,033,630 |
| CST | NHPP | 2025 | \$6,426,964 | \$1,606,741 | \$0 | \$8,033,705 |
| CST | NHPP | 2026 | \$6,427,025 | \$1,606,756 | \$0 | \$8,033,781 |
| CST | NHPP | 2027 | \$6,426,541 | \$1,606,635 | \$0 | \$8,033,176 |
| CST | NHPP | After 2027 | \$6,426,783 | \$1,606,696 | \$0 | \$8,033,479 |
| CST | NHPP | After 2027 | \$6,427,115 | \$1,606,779 | \$0 | \$8,033,894 |
| CST | NHPP | After 2027 | \$6,426,904 | \$1,606,726 | \$0 | \$8,033,630 |
| CST | NHPP | After 2027 | \$6,426,722 | \$1,606,681 | \$0 | \$8,033,403 |

Project: **0018031** Type Work: Misc. Improvements
 Descp: DEBT SERVICE FOR GARVEE-2 TO PAY BACK MMIP
 BONDS-0013918-RW
 Lanes: Exist. Prop. Length: 0.00
 Total Project Cost: \$7,444,251
 Total Project Authorizations: \$1,861,013
 Total Parcels: 0

| Phase | Fund | Year | Federal | State | Other | Total |
|-------|------|------------|-----------|-----------|-------|-------------|
| ROW | NHPP | 2021 | \$992,561 | \$248,140 | \$0 | \$1,240,702 |
| ROW | NHPP | 2022 | \$496,249 | \$124,062 | \$0 | \$620,311 |
| ROW | NHPP | 2023 | \$496,323 | \$124,081 | \$0 | \$620,404 |
| ROW | NHPP | 2024 | \$496,286 | \$124,072 | \$0 | \$620,358 |
| ROW | NHPP | 2025 | \$496,291 | \$124,073 | \$0 | \$620,363 |
| ROW | NHPP | 2026 | \$496,295 | \$124,074 | \$0 | \$620,369 |
| ROW | NHPP | 2027 | \$496,258 | \$124,064 | \$0 | \$620,322 |
| ROW | NHPP | After 2027 | \$496,277 | \$124,069 | \$0 | \$620,346 |
| ROW | NHPP | After 2027 | \$496,302 | \$124,076 | \$0 | \$620,378 |
| ROW | NHPP | After 2027 | \$496,286 | \$124,072 | \$0 | \$620,358 |
| ROW | NHPP | After 2027 | \$496,272 | \$124,068 | \$0 | \$620,340 |

STATE TRANSPORTATION IMPROVEMENT PROGRAM

02/14/2023

DRAFT

Project: **0018032** Type Work: Misc. Improvements
 Descp: DEBT SERVICE FOR GARVEE-2 TO PAY BACK MMIP BONDS-0013918-CST
 Lanes: Exist. Prop. Length: 0.00
 Total Project Cost: \$10,634,644
 Total Project Authorizations: \$2,658,589
 Total Parcels: 0

| Phase | Fund | Year | Federal | State | Other | Total |
|-------|------|------------|-------------|-----------|-------|-------------|
| CST | NHPP | 2021 | \$1,417,945 | \$354,486 | \$0 | \$1,772,431 |
| CST | NHPP | 2022 | \$708,927 | \$177,232 | \$0 | \$886,158 |
| CST | NHPP | 2023 | \$709,033 | \$177,258 | \$0 | \$886,292 |
| CST | NHPP | 2024 | \$708,980 | \$177,245 | \$0 | \$886,225 |
| CST | NHPP | 2025 | \$708,987 | \$177,247 | \$0 | \$886,233 |
| CST | NHPP | 2026 | \$708,993 | \$177,248 | \$0 | \$886,242 |
| CST | NHPP | 2027 | \$708,940 | \$177,235 | \$0 | \$886,175 |
| CST | NHPP | After 2027 | \$708,967 | \$177,242 | \$0 | \$886,208 |
| CST | NHPP | After 2027 | \$709,003 | \$177,251 | \$0 | \$886,254 |
| CST | NHPP | After 2027 | \$708,980 | \$177,245 | \$0 | \$886,225 |
| CST | NHPP | After 2027 | \$708,960 | \$177,240 | \$0 | \$886,200 |

Project: **0018143** Type Work: Signals
 Descp: TRAFFIC SIGNAL MAINTENANCE - FY 2024
 Lanes: Exist. 0 Prop. 0 Length: 0.00
 Total Project Cost: \$12,000,000
 Total Project Authorizations: \$0
 Total Parcels: 0

| Phase | Fund | Year | Federal | State | Other | Total |
|-------|------|------|-------------|-------------|-------|--------------|
| CST | STBG | 2024 | \$9,600,000 | \$2,400,000 | \$0 | \$12,000,000 |

Project: **0018144** Type Work: Signals
 Descp: TRAFFIC SIGNAL MAINTENANCE - FY 2025
 Lanes: Exist. 0 Prop. 0 Length: 0.00
 Total Project Cost: \$12,000,000
 Total Project Authorizations: \$0
 Total Parcels: 0

| Phase | Fund | Year | Federal | State | Other | Total |
|-------|------|------|-------------|-------------|-------|--------------|
| CST | STBG | 2025 | \$9,600,000 | \$2,400,000 | \$0 | \$12,000,000 |

Project: **0018145** Type Work: Signals
 Descp: TRAFFIC SIGNAL MAINTENANCE - FY 2026
 Lanes: Exist. 0 Prop. 0 Length: 0.00
 Total Project Cost: \$12,000,000
 Total Project Authorizations: \$0
 Total Parcels: 0

| Phase | Fund | Year | Federal | State | Other | Total |
|-------|------|------|-------------|-------------|-------|--------------|
| CST | STBG | 2026 | \$9,600,000 | \$2,400,000 | \$0 | \$12,000,000 |

Project: **0018146** Type Work: Signals
 Descp: TRAFFIC SIGNAL MAINTENANCE - FY 2027
 Lanes: Exist. 0 Prop. 0 Length: 0.00
 Total Project Cost: \$12,000,000
 Total Project Authorizations: \$0
 Total Parcels: 0

| Phase | Fund | Year | Federal | State | Other | Total |
|-------|------|------|-------------|-------------|-------|--------------|
| CST | STBG | 2027 | \$9,600,000 | \$2,400,000 | \$0 | \$12,000,000 |

STATE TRANSPORTATION IMPROVEMENT PROGRAM

02/14/2023

DRAFT

Project: **0018287** Type Work: Misc. Improvements
 Descp: TASK ORDER CONTRACT-CST MANAGEMENT FED-DIST 2-FY
 2022-2026
 Lanes: Exist. 0 Prop. 0 Length: 0.00
 Total Project Cost: \$18,158,006
 Total Project Authorizations: \$6,158,006
 Total Parcels: 0

| Phase | Fund | Year | Federal | State | Other | Total |
|-------|------|------|-------------|-----------|-------|-------------|
| CST | STBG | 2022 | \$1,726,405 | \$431,601 | \$0 | \$2,158,006 |
| CST | STBG | 2023 | \$3,200,000 | \$800,000 | \$0 | \$4,000,000 |
| CST | STBG | 2024 | \$3,200,000 | \$800,000 | \$0 | \$4,000,000 |
| CST | STBG | 2025 | \$3,200,000 | \$800,000 | \$0 | \$4,000,000 |
| CST | STBG | 2026 | \$3,200,000 | \$800,000 | \$0 | \$4,000,000 |

Project: **0018288** Type Work: Misc. Improvements
 Descp: TASK ORDER CONTRACT-CST MANAGEMENT FED-DIST 3-FY
 2022-2026
 Lanes: Exist. 0 Prop. 0 Length: 0.00
 Total Project Cost: \$41,100,000
 Total Project Authorizations: \$16,440,000
 Total Parcels: 0

| Phase | Fund | Year | Federal | State | Other | Total |
|-------|------|------|-------------|-------------|-------|-------------|
| CST | STBG | 2022 | \$6,576,000 | \$1,644,000 | \$0 | \$8,220,000 |
| CST | STBG | 2023 | \$6,576,000 | \$1,644,000 | \$0 | \$8,220,000 |
| CST | STBG | 2024 | \$6,576,000 | \$1,644,000 | \$0 | \$8,220,000 |
| CST | STBG | 2025 | \$6,576,000 | \$1,644,000 | \$0 | \$8,220,000 |
| CST | STBG | 2026 | \$6,576,000 | \$1,644,000 | \$0 | \$8,220,000 |

Project: **0018289** Type Work: Misc. Improvements
 Descp: TASK ORDER CONTRACT-CST MANAGEMENT FED-DIST 4-FY
 2022-2026
 Lanes: Exist. 0 Prop. 0 Length: 0.00
 Total Project Cost: \$20,000,000
 Total Project Authorizations: \$8,000,000
 Total Parcels: 0

| Phase | Fund | Year | Federal | State | Other | Total |
|-------|------|------|-------------|-----------|-------|-------------|
| CST | STBG | 2022 | \$3,200,000 | \$800,000 | \$0 | \$4,000,000 |
| CST | STBG | 2023 | \$3,200,000 | \$800,000 | \$0 | \$4,000,000 |
| CST | STBG | 2024 | \$3,200,000 | \$800,000 | \$0 | \$4,000,000 |
| CST | STBG | 2025 | \$3,200,000 | \$800,000 | \$0 | \$4,000,000 |
| CST | STBG | 2026 | \$3,200,000 | \$800,000 | \$0 | \$4,000,000 |

Project: **0018290** Type Work: Misc. Improvements
 Descp: TASK ORDER CONTRACT-CST MANAGEMENT FED-DIST 5-FY
 2022-2026
 Lanes: Exist. 0 Prop. 0 Length: 0.00
 Total Project Cost: \$20,000,000
 Total Project Authorizations: \$8,000,000
 Total Parcels: 0

| Phase | Fund | Year | Federal | State | Other | Total |
|-------|------|------|-------------|-----------|-------|-------------|
| CST | STBG | 2022 | \$3,200,000 | \$800,000 | \$0 | \$4,000,000 |
| CST | STBG | 2023 | \$3,200,000 | \$800,000 | \$0 | \$4,000,000 |
| CST | STBG | 2024 | \$3,200,000 | \$800,000 | \$0 | \$4,000,000 |
| CST | STBG | 2025 | \$3,200,000 | \$800,000 | \$0 | \$4,000,000 |
| CST | STBG | 2026 | \$3,200,000 | \$800,000 | \$0 | \$4,000,000 |

Project: **0018291** Type Work: Misc. Improvements
 Descp: TASK ORDER CONTRACT-CST MANAGEMENT FED-DIST 6-FY
 2022-2026
 Lanes: Exist. 0 Prop. 0 Length: 0.00
 Total Project Cost: \$21,500,000
 Total Project Authorizations: \$8,600,000
 Total Parcels: 0

| Phase | Fund | Year | Federal | State | Other | Total |
|-------|------|------|-------------|-----------|-------|-------------|
| CST | STBG | 2022 | \$3,440,000 | \$860,000 | \$0 | \$4,300,000 |
| CST | STBG | 2023 | \$3,440,000 | \$860,000 | \$0 | \$4,300,000 |
| CST | STBG | 2024 | \$3,440,000 | \$860,000 | \$0 | \$4,300,000 |
| CST | STBG | 2025 | \$3,440,000 | \$860,000 | \$0 | \$4,300,000 |
| CST | STBG | 2026 | \$3,440,000 | \$860,000 | \$0 | \$4,300,000 |

Project: **0018292** Type Work: Misc. Improvements
 Descp: TASK ORDER CONTRACT-CST MANAGEMENT FED-DIST 7-FY
 2022-2026
 Lanes: Exist. 0 Prop. 0 Length: 0.00
 Total Project Cost: \$39,341,994
 Total Project Authorizations: \$16,841,994
 Total Parcels: 0

| Phase | Fund | Year | Federal | State | Other | Total |
|-------|------|------|-------------|-------------|-------|-------------|
| CST | STBG | 2022 | \$7,473,595 | \$1,868,399 | \$0 | \$9,341,994 |
| CST | STBG | 2023 | \$6,000,000 | \$1,500,000 | \$0 | \$7,500,000 |
| CST | STBG | 2024 | \$6,000,000 | \$1,500,000 | \$0 | \$7,500,000 |
| CST | STBG | 2025 | \$6,000,000 | \$1,500,000 | \$0 | \$7,500,000 |
| CST | STBG | 2026 | \$6,000,000 | \$1,500,000 | \$0 | \$7,500,000 |

STATE TRANSPORTATION IMPROVEMENT PROGRAM

02/14/2023

DRAFT

Project: **0018308** Type Work: Preliminary Engineering
 Descp: STATEWIDE TRAFFIC DATA PURCHASING - FY 2022-2024
 Lanes: Exist. 0 Prop. 0 Length: 0.00

 Total Project Cost: \$12,875,000
 Total Project Authorizations: \$7,250,000
 Total Parcels: 0

| Phase | Fund | Year | Federal | State | Other | Total |
|-------|------|------|-------------|-----------|-------|-------------|
| PE | STBG | 2022 | \$750,000 | \$187,500 | \$0 | \$937,500 |
| PE | STBG | 2023 | \$2,700,000 | \$675,000 | \$0 | \$3,375,000 |
| PE | STBG | 2023 | \$500,000 | \$125,000 | \$0 | \$625,000 |
| PE | STBG | 2024 | \$500,000 | \$125,000 | \$0 | \$625,000 |
| PE | STBG | 2024 | \$3,500,000 | \$875,000 | \$0 | \$4,375,000 |

Project: **0018346** Type Work: Preliminary Engineering
 Descp: TRAFFIC COLLECTION & FORECASTING-FED FUNDED-D1;
 D2; D4 & D5
 Lanes: Exist. Prop. Length: 0.00

 Total Project Cost: \$6,750,000
 Total Project Authorizations: \$1,350,000
 Total Parcels: 0

| Phase | Fund | Year | Federal | State | Other | Total |
|-------|------|------|-------------|-----------|-------|-------------|
| PE | STBG | 2023 | \$1,080,000 | \$270,000 | \$0 | \$1,350,000 |
| PE | STBG | 2024 | \$1,080,000 | \$270,000 | \$0 | \$1,350,000 |
| PE | STBG | 2025 | \$1,080,000 | \$270,000 | \$0 | \$1,350,000 |
| PE | STBG | 2026 | \$1,080,000 | \$270,000 | \$0 | \$1,350,000 |
| PE | STBG | 2027 | \$1,080,000 | \$270,000 | \$0 | \$1,350,000 |

Project: **0018347** Type Work: Preliminary Engineering
 Descp: TRAFFIC COLLECTION & FORECASTING-FED FUNDED-D3;
 D6 & D7
 Lanes: Exist. Prop. Length: 0.00

 Total Project Cost: \$6,750,000
 Total Project Authorizations: \$1,350,000
 Total Parcels: 0

| Phase | Fund | Year | Federal | State | Other | Total |
|-------|------|------|-------------|-----------|-------|-------------|
| PE | STBG | 2023 | \$1,080,000 | \$270,000 | \$0 | \$1,350,000 |
| PE | STBG | 2024 | \$1,080,000 | \$270,000 | \$0 | \$1,350,000 |
| PE | STBG | 2025 | \$1,080,000 | \$270,000 | \$0 | \$1,350,000 |
| PE | STBG | 2026 | \$1,080,000 | \$270,000 | \$0 | \$1,350,000 |
| PE | STBG | 2027 | \$1,080,000 | \$270,000 | \$0 | \$1,350,000 |

Project: **0019143** Type Work: Misc. Improvements
 Descp: COORDINATED HWY ASSISTANCE & MAINT PROGRAM
 (CHAMP)-FY 2024
 Lanes: Exist. Prop. Length: 0.00

 Total Project Cost: \$12,000,000
 Total Project Authorizations: \$0
 Total Parcels: 0

| Phase | Fund | Year | Federal | State | Other | Total |
|-------|------|------|-------------|-------------|-------|--------------|
| CST | STBG | 2024 | \$9,600,000 | \$2,400,000 | \$0 | \$12,000,000 |

Project: **0019144** Type Work: Misc. Improvements
 Descp: COORDINATED HWY ASSISTANCE & MAINT PROGRAM
 (CHAMP)-FY 2025
 Lanes: Exist. Prop. Length: 0.00

 Total Project Cost: \$12,500,000
 Total Project Authorizations: \$0
 Total Parcels: 0

| Phase | Fund | Year | Federal | State | Other | Total |
|-------|------|------|--------------|-------------|-------|--------------|
| CST | STBG | 2025 | \$10,000,000 | \$2,500,000 | \$0 | \$12,500,000 |

Project: **0019145** Type Work: Misc. Improvements
 Descp: COORDINATED HWY ASSISTANCE & MAINT PROGRAM
 (CHAMP)-FY 2026
 Lanes: Exist. Prop. Length: 0.00

 Total Project Cost: \$12,500,000
 Total Project Authorizations: \$0
 Total Parcels: 0

| Phase | Fund | Year | Federal | State | Other | Total |
|-------|------|------|--------------|-------------|-------|--------------|
| CST | STBG | 2026 | \$10,000,000 | \$2,500,000 | \$0 | \$12,500,000 |

STATE TRANSPORTATION IMPROVEMENT PROGRAM

02/14/2023

DRAFT

Project: **0019146** Type Work: Misc. Improvements
 Descp: COORDINATED HWY ASSISTANCE & MAINT PROGRAM
 (CHAMP)-FY 2027
 Lanes: Exist. Prop. Length: 0.00

| Phase | Fund | Year | Federal | State | Other | Total |
|-------|------|------|--------------|-------------|-------|--------------|
| CST | STBG | 2027 | \$10,400,000 | \$2,600,000 | \$0 | \$13,000,000 |

Total Project Cost: \$13,000,000
 Total Project Authorizations: \$0
 Total Parcels: 0

Project: **0019159** Type Work: Preliminary Engineering
 Descp: HIGHWAY USE TAX EVASION PROGRAM - FY 2024
 Lanes: Exist. 0 Prop. 0 Length: 0.00

| Phase | Fund | Year | Federal | State | Other | Total |
|-------|------|------|-------------|-------|-------|-------------|
| PE | STBG | 2024 | \$1,136,414 | \$0 | \$0 | \$1,136,414 |

Total Project Cost: \$1,136,414
 Total Project Authorizations: \$0
 Total Parcels: 0

Project: **0019160** Type Work: Preliminary Engineering
 Descp: HIGHWAY USE TAX EVASION PROGRAM - FY 2025
 Lanes: Exist. 0 Prop. 0 Length: 0.00

| Phase | Fund | Year | Federal | State | Other | Total |
|-------|------|------|-------------|-------|-------|-------------|
| PE | STBG | 2025 | \$1,136,414 | \$0 | \$0 | \$1,136,414 |

Total Project Cost: \$1,136,414
 Total Project Authorizations: \$0
 Total Parcels: 0

Project: **0019161** Type Work: Preliminary Engineering
 Descp: HIGHWAY USE TAX EVASION PROGRAM - FY 2026
 Lanes: Exist. 0 Prop. 0 Length: 0.00

| Phase | Fund | Year | Federal | State | Other | Total |
|-------|------|------|-------------|-------|-------|-------------|
| PE | STBG | 2026 | \$1,136,414 | \$0 | \$0 | \$1,136,414 |

Total Project Cost: \$1,136,414
 Total Project Authorizations: \$0
 Total Parcels: 0

Project: **0019164** Type Work: Equip. Purchase
 Descp: V2X ROADMAP IMPLEMENTATION - FY 2024
 Lanes: Exist. Prop. Length: 0.00

| Phase | Fund | Year | Federal | State | Other | Total |
|-------|--------|------|-------------|-------|-------|-------------|
| CST | Carbon | 2024 | \$7,600,000 | \$0 | \$0 | \$7,600,000 |

Total Project Cost: \$7,600,000
 Total Project Authorizations: \$0
 Total Parcels: 0

Project: **0019165** Type Work: Equip. Purchase
 Descp: V2X ROADMAP IMPLEMENTATION - FY 2025
 Lanes: Exist. Prop. Length: 0.00

| Phase | Fund | Year | Federal | State | Other | Total |
|-------|--------|------|-------------|-------|-------|-------------|
| CST | Carbon | 2025 | \$7,800,000 | \$0 | \$0 | \$7,800,000 |

Total Project Cost: \$7,800,000
 Total Project Authorizations: \$0
 Total Parcels: 0

STATE TRANSPORTATION IMPROVEMENT PROGRAM

02/14/2023

DRAFT

Project: **0019166** Type Work: Equip. Purchase
 Descp: V2X ROADMAP IMPLEMENTATION - FY 2026
 Lanes: Exist. Prop. Length: 0.00

| Phase | Fund | Year | Federal | State | Other | Total |
|-------|--------|------|-------------|-------|-------|-------------|
| CST | Carbon | 2026 | \$8,000,000 | \$0 | \$0 | \$8,000,000 |

Total Project Cost: \$8,000,000
 Total Project Authorizations: \$0
 Total Parcels: 0

Project: **0019167** Type Work: Equip. Purchase
 Descp: V2X ROADMAP IMPLEMENTATION - FY 2027
 Lanes: Exist. Prop. Length: 0.00

| Phase | Fund | Year | Federal | State | Other | Total |
|-------|--------|------|-------------|-------|-------|-------------|
| CST | Carbon | 2027 | \$8,425,000 | \$0 | \$0 | \$8,425,000 |

Total Project Cost: \$8,425,000
 Total Project Authorizations: \$0
 Total Parcels: 0

Project: **0019338** Type Work: Misc. Improvements
 Descp: LUMP SUM TRANSPORTATION ALTERNATIVES (TAP 50K-200K) - 2024
 Lanes: Exist. 0 Prop. 0 Length: 0.00

| Phase | Fund | Year | Federal | State | Other | Total |
|-------|------|------|-------------|-------|-----------|-------------|
| ALL | TAP | 2024 | \$3,438,625 | \$0 | \$859,656 | \$4,298,281 |

Total Project Cost: \$4,298,281
 Total Project Authorizations: \$0
 Total Parcels: 0

Project: **0019339** Type Work: Misc. Improvements
 Descp: LUMP SUM TRANSPORTATION ALTERNATIVES (TAP 50K-200K) - 2025
 Lanes: Exist. 0 Prop. 0 Length: 0.00

| Phase | Fund | Year | Federal | State | Other | Total |
|-------|------|------|-------------|-------|-----------|-------------|
| ALL | TAP | 2025 | \$3,507,397 | \$0 | \$876,849 | \$4,384,246 |

Total Project Cost: \$4,384,246
 Total Project Authorizations: \$0
 Total Parcels: 0

Project: **0019340** Type Work: Misc. Improvements
 Descp: LUMP SUM TRANSPORTATION ALTERNATIVES (TAP 50K-200K) - 2026
 Lanes: Exist. 0 Prop. 0 Length: 0.00

| Phase | Fund | Year | Federal | State | Other | Total |
|-------|------|------|-------------|-------|-----------|-------------|
| ALL | TAP | 2026 | \$3,577,545 | \$0 | \$894,386 | \$4,471,931 |

Total Project Cost: \$4,471,931
 Total Project Authorizations: \$0
 Total Parcels: 0

Project: **0019341** Type Work: Misc. Improvements
 Descp: LUMP SUM TRANSPORTATION ALTERNATIVES (TAP 50K-200K) - 2027
 Lanes: Exist. 0 Prop. 0 Length: 0.00

| Phase | Fund | Year | Federal | State | Other | Total |
|-------|------|------|-------------|-------|-----------|-------------|
| ALL | TAP | 2027 | \$3,577,545 | \$0 | \$894,386 | \$4,471,931 |

Total Project Cost: \$4,471,931
 Total Project Authorizations: \$0
 Total Parcels: 0

STATE TRANSPORTATION IMPROVEMENT PROGRAM

02/14/2023

DRAFT

Project: **0019375** Type Work: Misc. Improvements
 Descp: LUMP SUM TRANSPORTATION ALTERNATIVES (TAP ANY AREA) - 2024
 Lanes: Exist. 0 Prop. 0 Length: 0.00

| Phase | Fund | Year | Federal | State | Other | Total |
|-------|------|------|--------------|-------|-------------|--------------|
| ALL | TAP | 2024 | \$22,076,571 | \$0 | \$5,519,143 | \$27,595,714 |

Total Project Cost: \$27,595,714
 Total Project Authorizations: \$0
 Total Parcels: 0

Project: **0019376** Type Work: Misc. Improvements
 Descp: LUMP SUM TRANSPORTATION ALTERNATIVES (TAP ANY AREA) - 2025
 Lanes: Exist. 0 Prop. 0 Length: 0.00

| Phase | Fund | Year | Federal | State | Other | Total |
|-------|------|------|--------------|-------|-------------|--------------|
| ALL | TAP | 2025 | \$22,513,623 | \$0 | \$5,628,406 | \$28,142,029 |

Total Project Cost: \$28,142,029
 Total Project Authorizations: \$0
 Total Parcels: 0

Project: **0019377** Type Work: Misc. Improvements
 Descp: LUMP SUM TRANSPORTATION ALTERNATIVES (TAP ANY AREA) - 2026
 Lanes: Exist. 0 Prop. 0 Length: 0.00

| Phase | Fund | Year | Federal | State | Other | Total |
|-------|------|------|--------------|-------|-------------|--------------|
| ALL | TAP | 2026 | \$23,007,895 | \$0 | \$5,751,974 | \$28,759,869 |

Total Project Cost: \$28,759,869
 Total Project Authorizations: \$0
 Total Parcels: 0

Project: **0019378** Type Work: Misc. Improvements
 Descp: LUMP SUM TRANSPORTATION ALTERNATIVES (TAP ANY AREA) - 2027
 Lanes: Exist. 0 Prop. 0 Length: 0.00

| Phase | Fund | Year | Federal | State | Other | Total |
|-------|------|------|--------------|-------|-------------|--------------|
| ALL | TAP | 2027 | \$23,007,895 | \$0 | \$5,751,974 | \$28,759,869 |

Total Project Cost: \$28,759,869
 Total Project Authorizations: \$0
 Total Parcels: 0

Project: **0019384** Type Work: Misc. Improvements
 Descp: LUMP SUM FREIGHT OPERATIONS - 2025
 Lanes: Exist. 0 Prop. 0 Length: 0.00

| Phase | Fund | Year | Federal | State | Other | Total |
|-------|------|------|-------------|-------------|-------|--------------|
| ALL | STBG | 2025 | \$8,000,000 | \$2,000,000 | \$0 | \$10,000,000 |

Total Project Cost: \$10,000,000
 Total Project Authorizations: \$0
 Total Parcels: 0

Project: **0019385** Type Work: Misc. Improvements
 Descp: LUMP SUM FREIGHT OPERATIONS - 2026
 Lanes: Exist. 0 Prop. 0 Length: 0.00

| Phase | Fund | Year | Federal | State | Other | Total |
|-------|------|------|-------------|-------------|-------|--------------|
| ALL | STBG | 2026 | \$8,000,000 | \$2,000,000 | \$0 | \$10,000,000 |

Total Project Cost: \$10,000,000
 Total Project Authorizations: \$0
 Total Parcels: 0

STATE TRANSPORTATION IMPROVEMENT PROGRAM

02/14/2023

DRAFT

Project: **0019386** Type Work: Misc. Improvements
 Descp: LUMP SUM FREIGHT OPERATIONS - 2027
 Lanes: Exist. 0 Prop. 0 Length: 0.00

| Phase | Fund | Year | Federal | State | Other | Total |
|-------|------|------|-------------|-------------|-------|--------------|
| ALL | STBG | 2027 | \$8,000,000 | \$2,000,000 | \$0 | \$10,000,000 |

Total Project Cost: \$10,000,000
 Total Project Authorizations: \$0
 Total Parcels: 0

Project: **0019392** Type Work: Misc. Improvements
 Descp: LUMP SUM RURAL DEVELOPMENT - 2025
 Lanes: Exist. 0 Prop. 0 Length: 0.00

| Phase | Fund | Year | Federal | State | Other | Total |
|-------|------|------|-------------|-------------|-------|--------------|
| ALL | STBG | 2025 | \$8,000,000 | \$2,000,000 | \$0 | \$10,000,000 |

Total Project Cost: \$10,000,000
 Total Project Authorizations: \$0
 Total Parcels: 0

Project: **0019393** Type Work: Misc. Improvements
 Descp: LUMP SUM RURAL DEVELOPMENT - 2026
 Lanes: Exist. 0 Prop. 0 Length: 0.00

| Phase | Fund | Year | Federal | State | Other | Total |
|-------|------|------|-------------|-------------|-------|--------------|
| ALL | STBG | 2026 | \$8,000,000 | \$2,000,000 | \$0 | \$10,000,000 |

Total Project Cost: \$10,000,000
 Total Project Authorizations: \$0
 Total Parcels: 0

Project: **0019394** Type Work: Misc. Improvements
 Descp: LUMP SUM RURAL DEVELOPMENT - 2027
 Lanes: Exist. 0 Prop. 0 Length: 0.00

| Phase | Fund | Year | Federal | State | Other | Total |
|-------|------|------|-------------|-------------|-------|--------------|
| ALL | STBG | 2027 | \$8,000,000 | \$2,000,000 | \$0 | \$10,000,000 |

Total Project Cost: \$10,000,000
 Total Project Authorizations: \$0
 Total Parcels: 0

Project: **0019455** Type Work: Preliminary Engineering
 Descp: TAP PM CONSULTANT SERVICES - FY 2023-2027
 Lanes: Exist. 0 Prop. 0 Length: 0.00

| Phase | Fund | Year | Federal | State | Other | Total |
|-------|------|------|-------------|-----------|-------|-------------|
| PE | TAP | 2023 | \$1,000,000 | \$250,000 | \$0 | \$1,250,000 |
| PE | TAP | 2024 | \$1,000,000 | \$250,000 | \$0 | \$1,250,000 |
| PE | TAP | 2025 | \$1,000,000 | \$250,000 | \$0 | \$1,250,000 |
| PE | TAP | 2026 | \$1,000,000 | \$250,000 | \$0 | \$1,250,000 |
| PE | TAP | 2027 | \$1,000,000 | \$250,000 | \$0 | \$1,250,000 |

Total Project Cost: \$6,250,000
 Total Project Authorizations: \$1,250,000
 Total Parcels: 0

Project: **0019460** Type Work: Preliminary Engineering
 Descp: LAP PM CONSULTANT SERVICES - FY 2023-2027
 Lanes: Exist. 0 Prop. 0 Length: 0.00

| Phase | Fund | Year | Federal | State | Other | Total |
|-------|------|------|-------------|-----------|-------|-------------|
| PE | STBG | 2023 | \$2,200,000 | \$550,000 | \$0 | \$2,750,000 |
| PE | STBG | 2024 | \$2,200,000 | \$550,000 | \$0 | \$2,750,000 |
| PE | STBG | 2025 | \$2,200,000 | \$550,000 | \$0 | \$2,750,000 |
| PE | STBG | 2026 | \$2,200,000 | \$550,000 | \$0 | \$2,750,000 |
| PE | STBG | 2027 | \$2,200,000 | \$550,000 | \$0 | \$2,750,000 |

Total Project Cost: \$13,750,000
 Total Project Authorizations: \$2,750,000
 Total Parcels: 0

STATE TRANSPORTATION IMPROVEMENT PROGRAM

02/14/2023

DRAFT

Project: **0019474** Type Work: Preliminary Engineering
 Descp: CONSULTANT & ENGINEERING FOR PE SERVICES - FY
 2023-2028
 Lanes: Exist. 0 Prop. 0 Length: 0.00
 Total Project Cost: \$21,000,000
 Total Project Authorizations: \$3,500,000
 Total Parcels: 0

| Phase | Fund | Year | Federal | State | Other | Total |
|-------|------|------------|-------------|-------|-------|-------------|
| PE | RRX | 2023 | \$3,500,000 | \$0 | \$0 | \$3,500,000 |
| PE | RRX | 2024 | \$3,500,000 | \$0 | \$0 | \$3,500,000 |
| PE | RRX | 2025 | \$3,500,000 | \$0 | \$0 | \$3,500,000 |
| PE | RRX | 2026 | \$3,500,000 | \$0 | \$0 | \$3,500,000 |
| PE | RRX | 2027 | \$3,500,000 | \$0 | \$0 | \$3,500,000 |
| PE | RRX | After 2027 | \$3,500,000 | \$0 | \$0 | \$3,500,000 |

Project: **T006982** Type Work: Intermodal
 Descp: FY 2024-STATEWIDE RURAL
 TRANSIT.SEC.5311-CAPITAL+OPERATIONS
 Lanes: Exist. 0 Prop. 0 Length: 0.00
 Total Project Cost: \$7,671,000
 Total Project Authorizations: \$0
 Total Parcels: 0

| Phase | Fund | Year | Federal | State | Other | Total |
|-------|---------|------|-------------|-----------|-------------|-------------|
| OPR | Transit | 2024 | \$500,000 | \$0 | \$500,000 | \$1,000,000 |
| CAP | Transit | 2024 | \$4,000,000 | \$671,000 | \$2,000,000 | \$6,671,000 |

Project: **T007020** Type Work: Intermodal
 Descp: FY 2024-STATEWIDE SET ASIDE-SEC.5311(F)-CAPITAL +
 OPERATIONS
 Lanes: Exist. 0 Prop. 0 Length: 0.00
 Total Project Cost: \$4,598,360
 Total Project Authorizations: \$0
 Total Parcels: 0

| Phase | Fund | Year | Federal | State | Other | Total |
|-------|---------|------|-------------|-------|-----------|-------------|
| CAP | Transit | 2024 | \$3,678,688 | \$0 | \$919,672 | \$4,598,360 |

Project: **T007024** Type Work: Intermodal
 Descp: FY 2024-STATEWIDE URBAN-SEC.5339(A)-CAPITAL
 Lanes: Exist. 0 Prop. 0 Length: 0.00
 Total Project Cost: \$1,911,200
 Total Project Authorizations: \$0
 Total Parcels: 0

| Phase | Fund | Year | Federal | State | Other | Total |
|-------|---------|------|-------------|-------|-----------|-------------|
| CAP | Transit | 2024 | \$1,528,960 | \$0 | \$382,240 | \$1,911,200 |

Project: **T007027** Type Work: Intermodal
 Descp: FY 2024-STATEWIDE TRANSIT-SEC.5304-PLANNING
 Lanes: Exist. 0 Prop. 0 Length: 0.00
 Total Project Cost: \$466,760
 Total Project Authorizations: \$0
 Total Parcels: 0

| Phase | Fund | Year | Federal | State | Other | Total |
|-------|---------|------|-----------|----------|-------|-----------|
| TPLN | Transit | 2024 | \$373,408 | \$93,352 | \$0 | \$466,760 |

Project: **T007030** Type Work: Intermodal
 Descp: FY 2024-GA DEPARTMENT OF HUMAN SERVICES-SEC.5310
 PROGRAM
 Lanes: Exist. 0 Prop. 0 Length: 0.00
 Total Project Cost: \$14,811,516
 Total Project Authorizations: \$0
 Total Parcels: 0

| Phase | Fund | Year | Federal | State | Other | Total |
|-------|---------|------|--------------|-------------|-------|--------------|
| CAP | Transit | 2024 | \$11,849,213 | \$2,962,303 | \$0 | \$14,811,516 |

STATE TRANSPORTATION IMPROVEMENT PROGRAM

02/14/2023

DRAFT

Project: **T007370** Type Work: Intermodal
 Descp: FY 2024-COASTAL RC-SEC.5304-PLANNING
 Lanes: Exist. 0 Prop. 0 Length: 0.00

| Phase | Fund | Year | Federal | State | Other | Total |
|-------|---------|------|----------|----------|----------|-----------|
| TPLN | Transit | 2024 | \$95,053 | \$11,882 | \$11,882 | \$118,816 |

Total Project Cost: \$118,816
 Total Project Authorizations: \$0
 Total Parcels: 0

Project: **T007373** Type Work: Intermodal
 Descp: FY 2024-GEORGIA MOUNTAINS RC-SEC.5304-PLANNING
 Lanes: Exist. 0 Prop. 0 Length: 0.00

| Phase | Fund | Year | Federal | State | Other | Total |
|-------|---------|------|----------|----------|----------|-----------|
| TPLN | Transit | 2024 | \$85,993 | \$10,749 | \$10,749 | \$107,491 |

Total Project Cost: \$107,491
 Total Project Authorizations: \$0
 Total Parcels: 0

Project: **T007376** Type Work: Intermodal
 Descp: FY 2024-HEART OF GEORGIA RC-SEC.5304-PLANNING
 Lanes: Exist. 0 Prop. 0 Length: 0.00

| Phase | Fund | Year | Federal | State | Other | Total |
|-------|---------|------|-----------|----------|----------|-----------|
| TPLN | Transit | 2024 | \$100,162 | \$12,520 | \$12,520 | \$125,202 |

Total Project Cost: \$125,202
 Total Project Authorizations: \$0
 Total Parcels: 0

Project: **T007379** Type Work: Intermodal
 Descp: FY 2024-MIDDLE GEORGIA RC-SEC.5304-PLANNING
 Lanes: Exist. 0 Prop. 0 Length: 0.00

| Phase | Fund | Year | Federal | State | Other | Total |
|-------|---------|------|----------|---------|---------|----------|
| TPLN | Transit | 2024 | \$55,646 | \$6,956 | \$6,956 | \$69,558 |

Total Project Cost: \$69,558
 Total Project Authorizations: \$0
 Total Parcels: 0

Project: **T007382** Type Work: Intermodal
 Descp: FY 2024-NORTHEAST GEORGIA RC-SEC.5304-PLANNING
 Lanes: Exist. 0 Prop. 0 Length: 0.00

| Phase | Fund | Year | Federal | State | Other | Total |
|-------|---------|------|----------|----------|----------|-----------|
| TPLN | Transit | 2024 | \$83,242 | \$10,405 | \$10,405 | \$104,052 |

Total Project Cost: \$104,052
 Total Project Authorizations: \$0
 Total Parcels: 0

Project: **T007385** Type Work: Intermodal
 Descp: FY 2024-NORTHWEST GEORGIA RC-SEC.5304-PLANNING
 Lanes: Exist. 0 Prop. 0 Length: 0.00

| Phase | Fund | Year | Federal | State | Other | Total |
|-------|---------|------|-----------|----------|----------|-----------|
| TPLN | Transit | 2024 | \$105,208 | \$13,151 | \$13,151 | \$131,510 |

Total Project Cost: \$131,510
 Total Project Authorizations: \$0
 Total Parcels: 0

STATE TRANSPORTATION IMPROVEMENT PROGRAM

02/14/2023

DRAFT

Project: **T007388** Type Work: Intermodal
 Descp: FY 2024-RIVER VALLEY RC-SEC.5304-PLANNING
 Lanes: Exist. 0 Prop. 0 Length: 0.00

| Phase | Fund | Year | Federal | State | Other | Total |
|-------|---------|------|----------|---------|---------|----------|
| TPLN | Transit | 2024 | \$61,476 | \$7,684 | \$7,684 | \$76,845 |

Total Project Cost: \$76,845
 Total Project Authorizations: \$0
 Total Parcels: 0

Project: **T007391** Type Work: Intermodal
 Descp: FY 2024-SOUTHERN GEORGIA RC-SEC.5304-PLANNING
 Lanes: Exist. 0 Prop. 0 Length: 0.00

| Phase | Fund | Year | Federal | State | Other | Total |
|-------|---------|------|----------|----------|----------|-----------|
| TPLN | Transit | 2024 | \$96,882 | \$12,110 | \$12,110 | \$121,102 |

Total Project Cost: \$121,102
 Total Project Authorizations: \$0
 Total Parcels: 0

Project: **T007394** Type Work: Intermodal
 Descp: FY 2024-SOUTHWEST GEORGIA RC-SEC.5304-PLANNING
 Lanes: Exist. 0 Prop. 0 Length: 0.00

| Phase | Fund | Year | Federal | State | Other | Total |
|-------|---------|------|----------|----------|----------|-----------|
| TPLN | Transit | 2024 | \$81,526 | \$10,191 | \$10,191 | \$101,908 |

Total Project Cost: \$101,908
 Total Project Authorizations: \$0
 Total Parcels: 0

Project: **T007397** Type Work: Intermodal
 Descp: FY 2024-THREE RIVERS RC-SEC.5304-PLANNING
 Lanes: Exist. 0 Prop. 0 Length: 0.00

| Phase | Fund | Year | Federal | State | Other | Total |
|-------|---------|------|-----------|----------|----------|-----------|
| TPLN | Transit | 2024 | \$107,023 | \$13,378 | \$13,378 | \$133,779 |

Total Project Cost: \$133,779
 Total Project Authorizations: \$0
 Total Parcels: 0

Project: **T007411** Type Work: Intermodal
 Descp: FY 2024-STATEWIDE RURAL-SEC.5339(A)-CAPITAL
 Lanes: Exist. 0 Prop. 0 Length: 0.00

| Phase | Fund | Year | Federal | State | Other | Total |
|-------|---------|------|-------------|-------|-----------|-------------|
| CAP | Transit | 2024 | \$3,500,000 | \$0 | \$875,000 | \$4,375,000 |

Total Project Cost: \$4,375,000
 Total Project Authorizations: \$0
 Total Parcels: 0

Project: **T008013** Type Work: Intermodal
 Descp: FY 2024-Statewide Transit -SEC.5311-Capital and Operations
 Lanes: Exist. Prop. Length:

| Phase | Fund | Year | Federal | State | Other | Total |
|-------|---------|------|-------------|-------|-------------|-------------|
| OPR | Transit | 2024 | \$4,500,000 | \$0 | \$4,500,000 | \$9,000,000 |

Total Project Cost: \$9,000,000
 Total Project Authorizations: \$0
 Total Parcels: 0

STATE TRANSPORTATION IMPROVEMENT PROGRAM

02/14/2023

DRAFT

Project: **T008014** Type Work: Intermodal
 Descp: FY 2025-Statewide Transit-SEC.5311-Capital and Operations
 Lanes: Exist. Prop. Length:
 Total Project Cost: \$9,450,000
 Total Project Authorizations: \$0
 Total Parcels: 0

| Phase | Fund | Year | Federal | State | Other | Total |
|-------|---------|------|-------------|-------|-------------|-------------|
| OPR | Transit | 2025 | \$4,725,000 | \$0 | \$4,725,000 | \$9,450,000 |

Project: **T008017** Type Work: Intermodal
 Descp: FY 2027-Statewide Transit -SEC.5311-Capital and Operations
 Lanes: Exist. 0 Prop. 0 Length: 0.00
 Total Project Cost: \$10,418,625
 Total Project Authorizations: \$0
 Total Parcels: 0

| Phase | Fund | Year | Federal | State | Other | Total |
|-------|---------|------|-------------|-------|-------------|--------------|
| OPR | Transit | 2027 | \$5,209,312 | \$0 | \$5,209,312 | \$10,418,625 |

Project: **T008018** Type Work: Intermodal
 Descp: FY 2026-Statewide Transit -SEC.5311-Capital and Operations
 Lanes: Exist. 0 Prop. 0 Length: 0.00
 Total Project Cost: \$9,922,500
 Total Project Authorizations: \$0
 Total Parcels: 0

| Phase | Fund | Year | Federal | State | Other | Total |
|-------|---------|------|-------------|-------|-------------|-------------|
| OPR | Transit | 2026 | \$4,961,250 | \$0 | \$4,961,250 | \$9,922,500 |

Project: **T008051** Type Work:
 Descp: FY 2025-STATEWIDE SET ASIDE-SEC.5311(F)-CAPITAL + OPERATIONS
 Lanes: Exist. Prop. Length:
 Total Project Cost: \$4,598,360
 Total Project Authorizations: \$0
 Total Parcels: 0

| Phase | Fund | Year | Federal | State | Other | Total |
|-------|---------|------|-------------|-------|-----------|-------------|
| CAP | Transit | 2025 | \$3,678,688 | \$0 | \$919,672 | \$4,598,360 |

Project: **T008182** Type Work: Planning
 Descp: FY 2024 - PLANNING SERVICES-SEC.5311 OPERATIONS
 Lanes: Exist. Prop. Length:
 Total Project Cost: \$650,000
 Total Project Authorizations: \$0
 Total Parcels: 0

| Phase | Fund | Year | Federal | State | Other | Total |
|-------|---------|------|-----------|-----------|-------|-----------|
| OPR | Transit | 2024 | \$520,000 | \$130,000 | \$0 | \$650,000 |

Project: **T008188** Type Work: Intermodal
 Descp: FY 2025-RIVER VALLEY RC-SEC.5311-MM
 Lanes: Exist. Prop. Length:
 Total Project Cost: \$96,263
 Total Project Authorizations: \$0
 Total Parcels: 0

| Phase | Fund | Year | Federal | State | Other | Total |
|-------|---------|------|----------|---------|---------|----------|
| CAP | Transit | 2025 | \$77,010 | \$9,626 | \$9,627 | \$96,263 |

STATE TRANSPORTATION IMPROVEMENT PROGRAM

02/14/2023

DRAFT

Project: **T008189** Type Work: Intermodal
 Descp: FY 2026-RIVER VALLEY RC-SEC.5311-MM
 Lanes: Exist. Prop. Length:

| Phase | Fund | Year | Federal | State | Other | Total |
|-------|---------|------|----------|---------|---------|----------|
| CAP | Transit | 2026 | \$77,010 | \$9,626 | \$9,627 | \$96,263 |

Total Project Cost: \$96,263
 Total Project Authorizations: \$0
 Total Parcels: 0

Project: **T008190** Type Work: Intermodal
 Descp: FY 2027-RIVER VALLEY RC-SEC.5311-MM
 Lanes: Exist. Prop. Length:

| Phase | Fund | Year | Federal | State | Other | Total |
|-------|---------|------|----------|---------|---------|----------|
| CAP | Transit | 2027 | \$77,010 | \$9,626 | \$9,627 | \$96,263 |

Total Project Cost: \$96,263
 Total Project Authorizations: \$0
 Total Parcels: 0

Project: **T008192** Type Work: Intermodal
 Descp: FY 2025-SW GEORGIA RC-SEC.5311-CAPITAL AND OPERATIONS
 Lanes: Exist. Prop. Length:

| Phase | Fund | Year | Federal | State | Other | Total |
|-------|---------|------|-------------|-----------|-------------|-------------|
| CAP | Transit | 2025 | \$4,192,263 | \$139,369 | \$3,216,685 | \$7,548,317 |

Total Project Cost: \$7,548,317
 Total Project Authorizations: \$0
 Total Parcels: 0

Project: **T008193** Type Work: Intermodal
 Descp: FY 2026-SW GEORGIA RC-SEC.5311-CAPITAL AND OPERATIONS
 Lanes: Exist. Prop. Length:

| Phase | Fund | Year | Federal | State | Other | Total |
|-------|---------|------|-------------|-----------|-------------|-------------|
| CAP | Transit | 2026 | \$4,192,263 | \$139,369 | \$3,216,685 | \$7,548,317 |

Total Project Cost: \$7,548,317
 Total Project Authorizations: \$0
 Total Parcels: 0

Project: **T008194** Type Work: Intermodal
 Descp: FY 2027-SW GEORGIA RC-SEC.5311-CAPITAL AND OPERATIONS
 Lanes: Exist. Prop. Length:

| Phase | Fund | Year | Federal | State | Other | Total |
|-------|---------|------|-------------|-----------|-------------|-------------|
| CAP | Transit | 2027 | \$4,192,263 | \$139,369 | \$3,216,685 | \$7,548,317 |

Total Project Cost: \$7,548,317
 Total Project Authorizations: \$0
 Total Parcels: 0

Project: **T008238** Type Work: Intermodal
 Descp: FY 2025-THREE RIVERS RC-SEC.5311- CAPITAL AND OPERATIONS
 Lanes: Exist. Prop. Length:

| Phase | Fund | Year | Federal | State | Other | Total |
|-------|---------|------|-------------|----------|-----------|-------------|
| CAP | Transit | 2025 | \$2,499,584 | \$12,488 | \$612,408 | \$3,124,480 |

Total Project Cost: \$3,124,480
 Total Project Authorizations: \$0
 Total Parcels: 0

STATE TRANSPORTATION IMPROVEMENT PROGRAM

02/14/2023

DRAFT

Project: **T008239** Type Work: Intermodal
 Descp: FY 2026-THREE RIVERS RC-SEC.5311- CAPITAL AND OPERATIONS
 Lanes: Exist. Prop. Length:
 Total Project Cost: \$3,124,480
 Total Project Authorizations: \$0
 Total Parcels: 0

| Phase | Fund | Year | Federal | State | Other | Total |
|-------|---------|------|-------------|----------|-----------|-------------|
| CAP | Transit | 2026 | \$2,499,584 | \$12,488 | \$612,408 | \$3,124,480 |

Project: **T008240** Type Work: Intermodal
 Descp: FY 2027-THREE RIVERS RC-SEC.5311- CAPITAL AND OPERATIONS
 Lanes: Exist. Prop. Length:
 Total Project Cost: \$3,124,480
 Total Project Authorizations: \$0
 Total Parcels: 0

| Phase | Fund | Year | Federal | State | Other | Total |
|-------|---------|------|-------------|----------|-----------|-------------|
| CAP | Transit | 2027 | \$2,499,584 | \$12,488 | \$612,408 | \$3,124,480 |

Project: **T008285** Type Work: Intermodal
 Descp: FY 2025-COASTAL RC-SEC.5304-PLANNING
 Lanes: Exist. 0 Prop. 0 Length: 0.00
 Total Project Cost: \$61,354
 Total Project Authorizations: \$0
 Total Parcels: 0

| Phase | Fund | Year | Federal | State | Other | Total |
|-------|---------|------|----------|---------|---------|----------|
| TPLN | Transit | 2025 | \$49,083 | \$6,135 | \$6,135 | \$61,354 |

Project: **T008287** Type Work: Intermodal
 Descp: FY 2026-COASTAL RC-SEC.5304-PLANNING
 Lanes: Exist. 0 Prop. 0 Length: 0.00
 Total Project Cost: \$64,109
 Total Project Authorizations: \$0
 Total Parcels: 0

| Phase | Fund | Year | Federal | State | Other | Total |
|-------|---------|------|----------|---------|---------|----------|
| TPLN | Transit | 2026 | \$51,287 | \$6,411 | \$6,411 | \$64,109 |

Project: **T008288** Type Work: Intermodal
 Descp: FY 2027-COASTAL RC-SEC.5304-PLANNING
 Lanes: Exist. 0 Prop. 0 Length: 0.00
 Total Project Cost: \$64,109
 Total Project Authorizations: \$0
 Total Parcels: 0

| Phase | Fund | Year | Federal | State | Other | Total |
|-------|---------|------|----------|---------|---------|----------|
| TPLN | Transit | 2027 | \$51,287 | \$6,411 | \$6,411 | \$64,109 |

Project: **T008290** Type Work: Intermodal
 Descp: FY 2025-GEORGIA MOUNTAINS RC-SEC.5304-PLANNING
 Lanes: Exist. 0 Prop. 0 Length: 0.00
 Total Project Cost: \$55,810
 Total Project Authorizations: \$0
 Total Parcels: 0

| Phase | Fund | Year | Federal | State | Other | Total |
|-------|---------|------|----------|---------|---------|----------|
| TPLN | Transit | 2025 | \$44,648 | \$5,581 | \$5,581 | \$55,810 |

STATE TRANSPORTATION IMPROVEMENT PROGRAM

02/14/2023

DRAFT

Project: **T008291** Type Work: Intermodal
 Descp: FY 2026-GEORGIA MOUNTAINS RC-SEC.5304-PLANNING
 Lanes: Exist. 0 Prop. 0 Length: 0.00

| Phase | Fund | Year | Federal | State | Other | Total |
|-------|---------|------|----------|---------|---------|----------|
| TPLN | Transit | 2026 | \$46,630 | \$5,829 | \$5,829 | \$58,288 |

Total Project Cost: \$58,288
 Total Project Authorizations: \$0
 Total Parcels: 0

Project: **T008292** Type Work: Intermodal
 Descp: FY 2027-GEORGIA MOUNTAINS RC-SEC.5304-PLANNING
 Lanes: Exist. 0 Prop. 0 Length: 0.00

| Phase | Fund | Year | Federal | State | Other | Total |
|-------|---------|------|----------|---------|---------|----------|
| TPLN | Transit | 2027 | \$50,793 | \$6,349 | \$6,349 | \$63,491 |

Total Project Cost: \$63,491
 Total Project Authorizations: \$0
 Total Parcels: 0

Project: **T008295** Type Work: Intermodal
 Descp: FY 2025-HEART OF GEORGIA RC-SEC.5304-PLANNING
 Lanes: Exist. 0 Prop. 0 Length: 0.00

| Phase | Fund | Year | Federal | State | Other | Total |
|-------|---------|------|----------|---------|---------|----------|
| TPLN | Transit | 2025 | \$51,584 | \$6,448 | \$6,448 | \$64,480 |

Total Project Cost: \$64,480
 Total Project Authorizations: \$0
 Total Parcels: 0

Project: **T008296** Type Work: Intermodal
 Descp: FY 2026-HEART OF GEORGIA RC-SEC.5304-PLANNING
 Lanes: Exist. 0 Prop. 0 Length: 0.00

| Phase | Fund | Year | Federal | State | Other | Total |
|-------|---------|------|----------|---------|---------|----------|
| TPLN | Transit | 2026 | \$53,913 | \$6,739 | \$6,739 | \$67,391 |

Total Project Cost: \$67,391
 Total Project Authorizations: \$0
 Total Parcels: 0

Project: **T008297** Type Work: Intermodal
 Descp: FY 2027-HEART OF GEORGIA RC-SEC.5304-PLANNING
 Lanes: Exist. 0 Prop. 0 Length: 0.00

| Phase | Fund | Year | Federal | State | Other | Total |
|-------|---------|------|----------|---------|---------|----------|
| TPLN | Transit | 2027 | \$58,805 | \$7,351 | \$7,351 | \$73,506 |

Total Project Cost: \$73,506
 Total Project Authorizations: \$0
 Total Parcels: 0

Project: **T008301** Type Work: Intermodal
 Descp: FY 2025-MIDDLE GEORGIA RC-SEC.5304-PLANNING
 Lanes: Exist. 0 Prop. 0 Length: 0.00

| Phase | Fund | Year | Federal | State | Other | Total |
|-------|---------|------|----------|---------|---------|----------|
| TPLN | Transit | 2025 | \$29,792 | \$3,724 | \$3,724 | \$37,240 |

Total Project Cost: \$37,240
 Total Project Authorizations: \$0
 Total Parcels: 0

STATE TRANSPORTATION IMPROVEMENT PROGRAM

02/14/2023

DRAFT

Project: **T008302** Type Work: Intermodal
 Descp: FY 2026-MIDDLE GEORGIA RC-SEC.5304-PLANNING
 Lanes: Exist. 0 Prop. 0 Length: 0.00

| Phase | Fund | Year | Federal | State | Other | Total |
|-------|---------|------|----------|---------|---------|----------|
| TPLN | Transit | 2026 | \$31,032 | \$3,879 | \$3,879 | \$38,790 |

Total Project Cost: \$38,790
 Total Project Authorizations: \$0
 Total Parcels: 0

Project: **T008304** Type Work: Intermodal
 Descp: FY 2027-MIDDLE GEORGIA RC-SEC.5304-PLANNING
 Lanes: Exist. 0 Prop. 0 Length: 0.00

| Phase | Fund | Year | Federal | State | Other | Total |
|-------|---------|------|----------|---------|---------|----------|
| TPLN | Transit | 2027 | \$33,635 | \$4,204 | \$4,204 | \$42,044 |

Total Project Cost: \$42,044
 Total Project Authorizations: \$0
 Total Parcels: 0

Project: **T008310** Type Work: Intermodal
 Descp: FY 2025-NORTHEAST GEORGIA RC-SEC.5304-PLANNING
 Lanes: Exist. 0 Prop. 0 Length: 0.00

| Phase | Fund | Year | Federal | State | Other | Total |
|-------|---------|------|----------|---------|---------|----------|
| TPLN | Transit | 2025 | \$43,301 | \$5,413 | \$5,413 | \$54,126 |

Total Project Cost: \$54,126
 Total Project Authorizations: \$0
 Total Parcels: 0

Project: **T008312** Type Work: Intermodal
 Descp: FY 2026-NORTHEAST GEORGIA RC-SEC.5304-PLANNING
 Lanes: Exist. 0 Prop. 0 Length: 0.00

| Phase | Fund | Year | Federal | State | Other | Total |
|-------|---------|------|----------|---------|---------|----------|
| TPLN | Transit | 2026 | \$45,216 | \$5,652 | \$5,652 | \$56,520 |

Total Project Cost: \$56,520
 Total Project Authorizations: \$0
 Total Parcels: 0

Project: **T008313** Type Work: Intermodal
 Descp: FY 2027-NORTHEAST GEORGIA RC-SEC.5304-PLANNING
 Lanes: Exist. 0 Prop. 0 Length: 0.00

| Phase | Fund | Year | Federal | State | Other | Total |
|-------|---------|------|----------|---------|---------|----------|
| TPLN | Transit | 2027 | \$49,238 | \$6,155 | \$6,155 | \$61,548 |

Total Project Cost: \$61,548
 Total Project Authorizations: \$0
 Total Parcels: 0

Project: **T008315** Type Work: Intermodal
 Descp: FY 2025-NORTHWEST GEORGIA RC-SEC.5304-PLANNING
 Lanes: Exist. 0 Prop. 0 Length: 0.00

| Phase | Fund | Year | Federal | State | Other | Total |
|-------|---------|------|----------|---------|---------|----------|
| TPLN | Transit | 2025 | \$54,054 | \$6,757 | \$6,757 | \$67,567 |

Total Project Cost: \$67,567
 Total Project Authorizations: \$0
 Total Parcels: 0

STATE TRANSPORTATION IMPROVEMENT PROGRAM

02/14/2023

DRAFT

Project: **T008316** Type Work: Intermodal
 Descp: FY 2026-NORTHWEST GEORGIA RC-SEC.5304-PLANNING
 Lanes: Exist. 0 Prop. 0 Length: 0.00

| Phase | Fund | Year | Federal | State | Other | Total |
|-------|---------|------|----------|---------|---------|----------|
| TPLN | Transit | 2026 | \$56,507 | \$7,063 | \$7,063 | \$70,634 |

Total Project Cost: \$70,634
 Total Project Authorizations: \$0
 Total Parcels: 0

Project: **T008317** Type Work: Intermodal
 Descp: FY 2027-NORTHWEST GEORGIA RC-SEC.5304-PLANNING
 Lanes: Exist. 0 Prop. 0 Length: 0.00

| Phase | Fund | Year | Federal | State | Other | Total |
|-------|---------|------|----------|---------|---------|----------|
| TPLN | Transit | 2027 | \$61,657 | \$7,707 | \$7,707 | \$77,071 |

Total Project Cost: \$77,071
 Total Project Authorizations: \$0
 Total Parcels: 0

Project: **T008319** Type Work: Intermodal
 Descp: FY 2025-RIVER VALLEY RC-SEC.5304-PLANNING
 Lanes: Exist. 0 Prop. 0 Length: 0.00

| Phase | Fund | Year | Federal | State | Other | Total |
|-------|---------|------|----------|---------|---------|----------|
| TPLN | Transit | 2025 | \$32,646 | \$4,081 | \$4,081 | \$40,808 |

Total Project Cost: \$40,808
 Total Project Authorizations: \$0
 Total Parcels: 0

Project: **T008320** Type Work: Intermodal
 Descp: FY 2026-RIVER VALLEY RC-SEC.5304-PLANNING
 Lanes: Exist. 0 Prop. 0 Length: 0.00

| Phase | Fund | Year | Federal | State | Other | Total |
|-------|---------|------|----------|---------|---------|----------|
| TPLN | Transit | 2026 | \$34,029 | \$4,254 | \$4,254 | \$42,536 |

Total Project Cost: \$42,536
 Total Project Authorizations: \$0
 Total Parcels: 0

Project: **T008321** Type Work: Intermodal
 Descp: FY 2027-RIVER VALLEY RC-SEC.5304-PLANNING
 Lanes: Exist. 0 Prop. 0 Length: 0.00

| Phase | Fund | Year | Federal | State | Other | Total |
|-------|---------|------|----------|---------|---------|----------|
| TPLN | Transit | 2027 | \$36,931 | \$4,616 | \$4,616 | \$46,164 |

Total Project Cost: \$46,164
 Total Project Authorizations: \$0
 Total Parcels: 0

Project: **T008323** Type Work: Intermodal
 Descp: FY 2025-SOUTHERN GEORGIA RC-SEC.5304-PLANNING
 Lanes: Exist. 0 Prop. 0 Length: 0.00

| Phase | Fund | Year | Federal | State | Other | Total |
|-------|---------|------|----------|---------|---------|----------|
| TPLN | Transit | 2025 | \$49,979 | \$6,247 | \$6,247 | \$62,474 |

Total Project Cost: \$62,474
 Total Project Authorizations: \$0
 Total Parcels: 0

STATE TRANSPORTATION IMPROVEMENT PROGRAM

02/14/2023

DRAFT

Project: **T008324** Type Work: Intermodal
 Descp: FY 2026-SOUTHERN GEORGIA RC-SEC.5304-PLANNING
 Lanes: Exist. 0 Prop. 0 Length: 0.00

| Phase | Fund | Year | Federal | State | Other | Total |
|-------|---------|------|----------|---------|---------|----------|
| TPLN | Transit | 2026 | \$52,227 | \$6,528 | \$6,528 | \$65,284 |

Total Project Cost: \$65,284
 Total Project Authorizations: \$0
 Total Parcels: 0

Project: **T008325** Type Work: Intermodal
 Descp: FY 2027-SOUTHERN GEORGIA RC-SEC.5304-PLANNING
 Lanes: Exist. 0 Prop. 0 Length: 0.00

| Phase | Fund | Year | Federal | State | Other | Total |
|-------|---------|------|----------|---------|---------|----------|
| TPLN | Transit | 2027 | \$56,950 | \$7,119 | \$7,119 | \$71,188 |

Total Project Cost: \$71,188
 Total Project Authorizations: \$0
 Total Parcels: 0

Project: **T008327** Type Work: Intermodal
 Descp: FY 2025-SOUTHWEST GEORGIA RC-SEC.5304-PLANNING
 Lanes: Exist. 0 Prop. 0 Length: 0.00

| Phase | Fund | Year | Federal | State | Other | Total |
|-------|---------|------|----------|---------|---------|----------|
| TPLN | Transit | 2025 | \$42,461 | \$5,308 | \$5,308 | \$53,076 |

Total Project Cost: \$53,076
 Total Project Authorizations: \$0
 Total Parcels: 0

Project: **T008328** Type Work: Intermodal
 Descp: FY 2026-SOUTHWEST GEORGIA RC-SEC.5304-PLANNING
 Lanes: Exist. 0 Prop. 0 Length: 0.00

| Phase | Fund | Year | Federal | State | Other | Total |
|-------|---------|------|----------|---------|---------|----------|
| TPLN | Transit | 2026 | \$44,334 | \$5,542 | \$5,542 | \$55,417 |

Total Project Cost: \$55,417
 Total Project Authorizations: \$0
 Total Parcels: 0

Project: **T008329** Type Work: Intermodal
 Descp: FY 2027-SOUTHWEST GEORGIA RC-SEC.5304-PLANNING
 Lanes: Exist. 0 Prop. 0 Length: 0.00

| Phase | Fund | Year | Federal | State | Other | Total |
|-------|---------|------|----------|---------|---------|----------|
| TPLN | Transit | 2027 | \$48,268 | \$6,034 | \$6,034 | \$60,335 |

Total Project Cost: \$60,335
 Total Project Authorizations: \$0
 Total Parcels: 0

Project: **T008331** Type Work: Intermodal
 Descp: FY 2025-THREE RIVERS RC-SEC.5304-PLANNING
 Lanes: Exist. 0 Prop. 0 Length: 0.00

| Phase | Fund | Year | Federal | State | Other | Total |
|-------|---------|------|----------|---------|---------|----------|
| TPLN | Transit | 2025 | \$54,943 | \$6,868 | \$6,868 | \$68,679 |

Total Project Cost: \$68,679
 Total Project Authorizations: \$0
 Total Parcels: 0

STATE TRANSPORTATION IMPROVEMENT PROGRAM

02/14/2023

DRAFT

Project: **T008332** Type Work: Intermodal
 Descp: FY 2026-THREE RIVERS RC-SEC.5304-PLANNING
 Lanes: Exist. 0 Prop. 0 Length: 0.00

| Phase | Fund | Year | Federal | State | Other | Total |
|-------|---------|------|----------|---------|---------|----------|
| TPLN | Transit | 2026 | \$57,440 | \$7,180 | \$7,180 | \$71,800 |

Total Project Cost: \$71,800
 Total Project Authorizations: \$0
 Total Parcels: 0

Project: **T008333** Type Work: Intermodal
 Descp: FY 2027-THREE RIVERS RC-SEC.5304-PLANNING
 Lanes: Exist. 0 Prop. 0 Length: 0.00

| Phase | Fund | Year | Federal | State | Other | Total |
|-------|---------|------|----------|---------|---------|----------|
| TPLN | Transit | 2027 | \$62,684 | \$7,836 | \$7,836 | \$78,355 |

Total Project Cost: \$78,355
 Total Project Authorizations: \$0
 Total Parcels: 0

Project: **T008391** Type Work: Intermodal
 Descp: FY 2025-SOUTHERN GA RC-SEC.5311-OPERATIONS, CAPITAL AND MM
 Lanes: Exist. Prop. Length:

| Phase | Fund | Year | Federal | State | Other | Total |
|-------|---------|------|-------------|-----------|-------------|-------------|
| CAP | Transit | 2025 | \$3,884,486 | \$149,262 | \$2,839,656 | \$6,873,404 |

Total Project Cost: \$6,873,404
 Total Project Authorizations: \$0
 Total Parcels: 0

Project: **T008393** Type Work: Intermodal
 Descp: FY 2026-SOUTHERN GA RC-SEC.5311-OPERATIONS, CAPITAL AND MM
 Lanes: Exist. Prop. Length:

| Phase | Fund | Year | Federal | State | Other | Total |
|-------|---------|------|-------------|-----------|-------------|-------------|
| CAP | Transit | 2026 | \$3,884,486 | \$149,262 | \$2,839,656 | \$6,873,404 |

Total Project Cost: \$6,873,404
 Total Project Authorizations: \$0
 Total Parcels: 0

Project: **T008394** Type Work: Intermodal
 Descp: FY 2027-SOUTHERN GA RC-SEC.5311-OPERATIONS, CAPITAL AND MM
 Lanes: Exist. Prop. Length:

| Phase | Fund | Year | Federal | State | Other | Total |
|-------|---------|------|-------------|-----------|-------------|-------------|
| CAP | Transit | 2027 | \$3,884,486 | \$149,262 | \$2,839,656 | \$6,873,404 |

Total Project Cost: \$6,873,404
 Total Project Authorizations: \$0
 Total Parcels: 0

Project: **T008457** Type Work: Intermodal
 Descp: FY 2025-STATEWIDE TRANSIT-SEC.5304-PLANNING
 Lanes: Exist. 0 Prop. 0 Length: 0.00

| Phase | Fund | Year | Federal | State | Other | Total |
|-------|---------|------|-----------|-------|-----------|-----------|
| TPLN | Transit | 2025 | \$454,354 | \$0 | \$113,589 | \$567,943 |

Total Project Cost: \$567,943
 Total Project Authorizations: \$0
 Total Parcels: 0

STATE TRANSPORTATION IMPROVEMENT PROGRAM

02/14/2023

DRAFT

Project: **T008458** Type Work: Intermodal
 Descp: FY 2026-STATEWIDE TRANSIT-SEC.5304-PLANNING
 Lanes: Exist. 0 Prop. 0 Length: 0.00

| Phase | Fund | Year | Federal | State | Other | Total |
|-------|---------|------|-----------|-------|-----------|-----------|
| TPLN | Transit | 2026 | \$454,352 | \$0 | \$113,591 | \$567,943 |

Total Project Cost: \$567,943
 Total Project Authorizations: \$0
 Total Parcels: 0

Project: **T008459** Type Work: Intermodal
 Descp: FY 2027-STATEWIDE TRANSIT-SEC.5304-PLANNING
 Lanes: Exist. 0 Prop. 0 Length: 0.00

| Phase | Fund | Year | Federal | State | Other | Total |
|-------|---------|------|-----------|-------|-----------|-----------|
| TPLN | Transit | 2027 | \$454,352 | \$0 | \$113,591 | \$567,943 |

Total Project Cost: \$567,943
 Total Project Authorizations: \$0
 Total Parcels: 0

Project: **T008477** Type Work: Intermodal
 Descp: FY 2025-STATEWIDE RURAL-SEC.5339(A)-CAPITAL
 Lanes: Exist. 0 Prop. 0 Length: 0.00

| Phase | Fund | Year | Federal | State | Other | Total |
|-------|---------|------|-------------|-------|-----------|-------------|
| CAP | Transit | 2025 | \$3,570,000 | \$0 | \$892,500 | \$4,462,500 |

Total Project Cost: \$4,462,500
 Total Project Authorizations: \$0
 Total Parcels: 0

Project: **T008478** Type Work: Intermodal
 Descp: FY 2026-STATEWIDE RURAL-SEC.5339(A)-CAPITAL
 Lanes: Exist. 0 Prop. 0 Length: 0.00

| Phase | Fund | Year | Federal | State | Other | Total |
|-------|---------|------|-------------|-------|-----------|-------------|
| CAP | Transit | 2026 | \$3,641,400 | \$0 | \$910,350 | \$4,551,750 |

Total Project Cost: \$4,551,750
 Total Project Authorizations: \$0
 Total Parcels: 0

Project: **T008479** Type Work: Intermodal
 Descp: FY 2027-STATEWIDE RURAL-SEC.5339(A)-CAPITAL
 Lanes: Exist. 0 Prop. 0 Length: 0.00

| Phase | Fund | Year | Federal | State | Other | Total |
|-------|---------|------|-------------|-------|-----------|-------------|
| CAP | Transit | 2027 | \$3,714,228 | \$0 | \$928,557 | \$4,642,785 |

Total Project Cost: \$4,642,785
 Total Project Authorizations: \$0
 Total Parcels: 0

Project: **T008480** Type Work: Intermodal
 Descp: FY 2025-STATEWIDE URBAN-SEC.5339(A)-CAPITAL
 Lanes: Exist. 0 Prop. 0 Length: 0.00

| Phase | Fund | Year | Federal | State | Other | Total |
|-------|---------|------|-------------|-------|-----------|-------------|
| CAP | Transit | 2025 | \$1,559,539 | \$0 | \$389,885 | \$1,949,424 |

Total Project Cost: \$1,949,424
 Total Project Authorizations: \$0
 Total Parcels: 0

STATE TRANSPORTATION IMPROVEMENT PROGRAM

02/14/2023

DRAFT

Project: **T008481** Type Work: Intermodal
 Descp: FY 2026-STATEWIDE URBAN-SEC.5339(A)-CAPITAL
 Lanes: Exist. 0 Prop. 0 Length: 0.00

| Phase | Fund | Year | Federal | State | Other | Total |
|-------|---------|------|-------------|-------|-----------|-------------|
| CAP | Transit | 2026 | \$1,590,730 | \$0 | \$397,682 | \$1,988,412 |

Total Project Cost: \$1,988,412
 Total Project Authorizations: \$0
 Total Parcels: 0

Project: **T008482** Type Work: Intermodal
 Descp: FY 2027-STATEWIDE URBAN-SEC.5339(A)-CAPITAL
 Lanes: Exist. 0 Prop. 0 Length: 0.00

| Phase | Fund | Year | Federal | State | Other | Total |
|-------|---------|------|-------------|-------|-----------|-------------|
| CAP | Transit | 2027 | \$1,622,545 | \$0 | \$405,636 | \$2,028,181 |

Total Project Cost: \$2,028,181
 Total Project Authorizations: \$0
 Total Parcels: 0

Project: **T008483** Type Work: Intermodal
 Descp: FY 2025-GA DEPARTMENT OF HUMAN SERVICES-SEC.5310 PROGRAM
 Lanes: Exist. 0 Prop. 0 Length: 0.00

| Phase | Fund | Year | Federal | State | Other | Total |
|-------|---------|------|--------------|-------------|-------|--------------|
| CAP | Transit | 2025 | \$12,086,197 | \$3,021,549 | \$0 | \$15,107,746 |

Total Project Cost: \$15,107,746
 Total Project Authorizations: \$0
 Total Parcels: 0

Project: **T008484** Type Work: Intermodal
 Descp: FY 2026-GA DEPARTMENT OF HUMAN SERVICES-SEC.5310 PROGRAM
 Lanes: Exist. 0 Prop. 0 Length: 0.00

| Phase | Fund | Year | Federal | State | Other | Total |
|-------|---------|------|--------------|-------------|-------|--------------|
| CAP | Transit | 2026 | \$12,323,181 | \$3,080,795 | \$0 | \$15,403,977 |

Total Project Cost: \$15,403,977
 Total Project Authorizations: \$0
 Total Parcels: 0

Project: **T008485** Type Work: Intermodal
 Descp: FY 2027-GA DEPARTMENT OF HUMAN SERVICES-SEC.5310 PROGRAM
 Lanes: Exist. 0 Prop. 0 Length: 0.00

| Phase | Fund | Year | Federal | State | Other | Total |
|-------|---------|------|--------------|-------------|-------|--------------|
| CAP | Transit | 2027 | \$12,560,166 | \$3,140,041 | \$0 | \$15,700,207 |

Total Project Cost: \$15,700,207
 Total Project Authorizations: \$0
 Total Parcels: 0

Project: **T008501** Type Work: Intermodal
 Descp: FY 2025-STATEWIDE SET ASIDE-SEC.5311(F)-CAPITAL + OPERATIONS
 Lanes: Exist. Prop. Length:

| Phase | Fund | Year | Federal | State | Other | Total |
|-------|---------|------|-------------|-------|-----------|-------------|
| CAP | Transit | 2025 | \$3,678,688 | \$0 | \$919,672 | \$4,598,360 |

Total Project Cost: \$4,598,360
 Total Project Authorizations: \$0
 Total Parcels: 0

STATE TRANSPORTATION IMPROVEMENT PROGRAM

02/14/2023

DRAFT

Project: **T008502** Type Work:
 Descp: FY 2026-STATEWIDE SET ASIDE-SEC.5311(F)-CAPITAL
 Lanes: Exist. Prop. Length:

| Phase | Fund | Year | Federal | State | Other | Total |
|-------|---------|------|-------------|-------|-----------|-------------|
| CAP | Transit | 2026 | \$3,678,688 | \$0 | \$919,672 | \$4,598,360 |

Total Project Cost: \$4,598,360
 Total Project Authorizations: \$0
 Total Parcels: 0

Project: **T008503** Type Work: Intermodal
 Descp: FY 2027-STATEWIDE SET ASIDE-SEC.5311(F)-CAPITAL + OPERATIONS
 Lanes: Exist. Prop. Length:

| Phase | Fund | Year | Federal | State | Other | Total |
|-------|---------|------|-------------|-------|-----------|-------------|
| CAP | Transit | 2027 | \$3,678,688 | \$0 | \$919,672 | \$4,598,360 |

Total Project Cost: \$4,598,360
 Total Project Authorizations: \$0
 Total Parcels: 0

Project: **T008549** Type Work: Intermodal
 Descp: FY 2024-City of Albany-Sec.5339 Bus and Bus Facility
 Lanes: Exist. 0 Prop. 0 Length: 0.00

| Phase | Fund | Year | Federal | State | Other | Total |
|-------|---------|------|-------------|-------|-----------|-------------|
| 111A8 | Transit | 2024 | \$1,728,000 | \$0 | \$0 | \$1,728,000 |
| 111A8 | Transit | 2024 | \$0 | \$0 | \$432,000 | \$432,000 |

Total Project Cost: \$2,160,000
 Total Project Authorizations: \$2,160,000
 Total Parcels: 0

STATE TRANSPORTATION IMPROVEMENT PROGRAM

02/14/2023

DRAFT

All Counties Totals Summary

County Summary excludes lump sum projects

| Project Pl# | Year | Phase | Fund | Federal | State | Other | Total |
|-------------|------|-------|-------------|--------------|-------------|-------|--------------|
| 0007708 | 2024 | CST | NHPP | \$12,800,000 | \$3,200,000 | \$0 | \$16,000,000 |
| 0007709 | 2025 | CST | NHPP | \$6,000,000 | \$1,500,000 | \$0 | \$7,500,000 |
| 0007710 | 2026 | CST | NHPP | \$6,000,000 | \$1,500,000 | \$0 | \$7,500,000 |
| 0007711 | 2027 | CST | NHPP | \$6,000,000 | \$1,500,000 | \$0 | \$7,500,000 |
| 0007726 | 2024 | CST | NHPP | \$12,000,000 | \$3,000,000 | \$0 | \$15,000,000 |
| 0007727 | 2025 | CST | NHPP | \$8,000,000 | \$2,000,000 | \$0 | \$10,000,000 |
| 0007728 | 2026 | CST | NHPP | \$8,000,000 | \$2,000,000 | \$0 | \$10,000,000 |
| 0007729 | 2027 | CST | NHPP | \$8,000,000 | \$2,000,000 | \$0 | \$10,000,000 |
| 0007742 | 2024 | CST | NHPP | \$11,280,000 | \$2,820,000 | \$0 | \$14,100,000 |
| 0007742 | 2025 | CST | NHPP | \$11,280,000 | \$2,820,000 | \$0 | \$14,100,000 |
| 0007742 | 2026 | CST | NHPP | \$11,280,000 | \$2,820,000 | \$0 | \$14,100,000 |
| 0007747 | 2027 | CST | NHPP | \$7,200,000 | \$1,800,000 | \$0 | \$9,000,000 |
| 0007762 | 2024 | CST | NHPP | \$3,800,000 | \$950,000 | \$0 | \$4,750,000 |
| 0007763 | 2025 | CST | NHPP | \$2,400,000 | \$600,000 | \$0 | \$3,000,000 |
| 0007764 | 2026 | CST | NHPP | \$2,400,000 | \$600,000 | \$0 | \$3,000,000 |
| 0007765 | 2027 | CST | NHPP | \$2,400,000 | \$600,000 | \$0 | \$3,000,000 |
| 0007780 | 2024 | CST | NHPP | \$2,800,000 | \$700,000 | \$0 | \$3,500,000 |
| 0007781 | 2025 | CST | NHPP | \$2,400,000 | \$600,000 | \$0 | \$3,000,000 |
| 0007782 | 2026 | CST | NHPP | \$2,400,000 | \$600,000 | \$0 | \$3,000,000 |
| 0007783 | 2027 | CST | NHPP | \$2,400,000 | \$600,000 | \$0 | \$3,000,000 |
| 0012761 | 2026 | PE | STBG | \$480,000 | \$120,000 | \$0 | \$600,000 |
| 0012949 | 2024 | PE | STBG | \$6,800,000 | \$1,700,000 | \$0 | \$8,500,000 |
| 0012949 | 2025 | PE | STBG | \$6,800,000 | \$1,700,000 | \$0 | \$8,500,000 |
| 0012949 | 2026 | PE | STBG | \$6,800,000 | \$1,700,000 | \$0 | \$8,500,000 |
| 0012954 | 2024 | PE | STBG | \$15,200,000 | \$3,800,000 | \$0 | \$19,000,000 |
| 0012954 | 2025 | PE | STBG | \$4,800,000 | \$1,200,000 | \$0 | \$6,000,000 |
| 0012954 | 2026 | PE | STBG | \$4,800,000 | \$1,200,000 | \$0 | \$6,000,000 |
| 0012959 | 2024 | CST | STBG | \$6,000,000 | \$1,500,000 | \$0 | \$7,500,000 |
| 0012959 | 2025 | CST | STBG | \$6,000,000 | \$1,500,000 | \$0 | \$7,500,000 |
| 0012959 | 2026 | CST | STBG | \$6,000,000 | \$1,500,000 | \$0 | \$7,500,000 |
| 0012987 | 2024 | PE | STBG | \$2,000,000 | \$500,000 | \$0 | \$2,500,000 |
| 0012987 | 2025 | PE | STBG | \$2,000,000 | \$500,000 | \$0 | \$2,500,000 |
| 0012987 | 2026 | PE | STBG | \$2,000,000 | \$500,000 | \$0 | \$2,500,000 |
| 0012993 | 2024 | PE | STBG | \$2,800,000 | \$700,000 | \$0 | \$3,500,000 |
| 0012993 | 2025 | PE | STBG | \$2,800,000 | \$700,000 | \$0 | \$3,500,000 |
| 0012993 | 2026 | PE | STBG | \$2,800,000 | \$700,000 | \$0 | \$3,500,000 |
| 0012999 | 2024 | PE | STBG | \$800,000 | \$200,000 | \$0 | \$1,000,000 |
| 0012999 | 2025 | PE | STBG | \$800,000 | \$200,000 | \$0 | \$1,000,000 |
| 0012999 | 2026 | PE | STBG | \$800,000 | \$200,000 | \$0 | \$1,000,000 |
| 0013433 | 2024 | PE | STBG | \$400,000 | \$100,000 | \$0 | \$500,000 |
| 0013434 | 2025 | PE | STBG | \$400,000 | \$100,000 | \$0 | \$500,000 |
| 0013437 | 2024 | PE | STBG | \$115,000 | \$0 | \$0 | \$115,000 |
| 0013438 | 2025 | PE | STBG | \$115,000 | \$0 | \$0 | \$115,000 |
| 0013442 | 2024 | PE | Other Funds | \$500,000 | \$0 | \$0 | \$500,000 |
| 0013443 | 2025 | PE | Other Funds | \$500,000 | \$0 | \$0 | \$500,000 |
| 0013445 | 2024 | PE | STBG | \$1,000,000 | \$0 | \$0 | \$1,000,000 |
| 0013446 | 2025 | PE | STBG | \$1,000,000 | \$0 | \$0 | \$1,000,000 |
| 0013451 | 2024 | PE | STBG | \$360,000 | \$90,000 | \$0 | \$450,000 |
| 0013452 | 2025 | PE | STBG | \$360,000 | \$90,000 | \$0 | \$450,000 |

STATE TRANSPORTATION IMPROVEMENT PROGRAM

02/14/2023

DRAFT

All Counties Totals Summary continued

County Summary excludes lump sum projects

| Project P# | Year | Phase | Fund | Federal | State | Other | Total |
|------------|------|-------|-------------|--------------|--------------|-------|--------------|
| 0013454 | 2024 | PE | STBG | \$480,000 | \$120,000 | \$0 | \$600,000 |
| 0013455 | 2025 | PE | STBG | \$480,000 | \$120,000 | \$0 | \$600,000 |
| 0013459 | 2024 | PE | Other Funds | \$200,000 | \$0 | \$0 | \$200,000 |
| 0013460 | 2025 | PE | Other Funds | \$200,000 | \$0 | \$0 | \$200,000 |
| 0013467 | 2024 | PE | STBG | \$160,000 | \$40,000 | \$0 | \$200,000 |
| 0013468 | 2025 | PE | STBG | \$160,000 | \$40,000 | \$0 | \$200,000 |
| 0013487 | 2024 | PE | STBG | \$280,000 | \$70,000 | \$0 | \$350,000 |
| 0013488 | 2025 | PE | STBG | \$280,000 | \$70,000 | \$0 | \$350,000 |
| 0013515 | 2024 | PE | STBG | \$3,360,000 | \$840,000 | \$0 | \$4,200,000 |
| 0013516 | 2025 | PE | STBG | \$3,360,000 | \$840,000 | \$0 | \$4,200,000 |
| 0013522 | 2024 | PE | STBG | \$8,568,800 | \$2,142,200 | \$0 | \$10,711,000 |
| 0013523 | 2025 | PE | STBG | \$8,568,800 | \$2,142,200 | \$0 | \$10,711,000 |
| 0014203 | 2024 | ROW | NHPP | \$16,026,627 | \$4,006,657 | \$0 | \$20,033,284 |
| 0014203 | 2025 | PE | NHPP | \$2,000,000 | \$500,000 | \$0 | \$2,500,000 |
| 0014203 | 2025 | ROW | NHPP | \$9,600,000 | \$2,400,000 | \$0 | \$12,000,000 |
| 0014203 | 2026 | PE | NHPP | \$2,000,000 | \$500,000 | \$0 | \$2,500,000 |
| 0014203 | 2026 | ROW | NHPP | \$8,000,000 | \$2,000,000 | \$0 | \$10,000,000 |
| 0014203 | 2027 | PE | NHPP | \$9,200,000 | \$2,300,000 | \$0 | \$11,500,000 |
| 0014203 | 2027 | CST | NHPP | \$19,190,658 | \$4,797,664 | \$0 | \$23,988,322 |
| 0014203 | 2027 | CST | NHPP | \$17,081,837 | \$4,270,459 | \$0 | \$21,352,297 |
| 0014227 | 2027 | CST | STBG | \$41,600,000 | \$10,400,000 | \$0 | \$52,000,000 |
| 0014307 | 2026 | PE | STBG | \$280,000 | \$70,000 | \$0 | \$350,000 |
| 0014308 | 2027 | PE | STBG | \$280,000 | \$70,000 | \$0 | \$350,000 |
| 0014335 | 2027 | PE | STBG | \$6,800,000 | \$1,700,000 | \$0 | \$8,500,000 |
| 0014361 | 2027 | PE | STBG | \$800,000 | \$200,000 | \$0 | \$1,000,000 |
| 0014387 | 2027 | PE | STBG | \$1,600,000 | \$400,000 | \$0 | \$2,000,000 |
| 0014400 | 2026 | PE | STBG | \$160,000 | \$40,000 | \$0 | \$200,000 |
| 0014401 | 2027 | PE | STBG | \$160,000 | \$40,000 | \$0 | \$200,000 |
| 0014454 | 2026 | PE | Other Funds | \$500,000 | \$0 | \$0 | \$500,000 |
| 0014455 | 2027 | PE | Other Funds | \$500,000 | \$0 | \$0 | \$500,000 |
| 0014489 | 2024 | PE | STBG | \$1,200,000 | \$300,000 | \$0 | \$1,500,000 |
| 0014490 | 2025 | PE | STBG | \$1,200,000 | \$300,000 | \$0 | \$1,500,000 |
| 0014491 | 2026 | PE | STBG | \$1,200,000 | \$300,000 | \$0 | \$1,500,000 |
| 0014492 | 2027 | PE | STBG | \$1,200,000 | \$300,000 | \$0 | \$1,500,000 |
| 0014518 | 2027 | PE | STBG | \$2,800,000 | \$700,000 | \$0 | \$3,500,000 |
| 0014543 | 2027 | PE | STBG | \$480,000 | \$120,000 | \$0 | \$600,000 |
| 0014568 | 2026 | PE | STBG | \$360,000 | \$90,000 | \$0 | \$450,000 |
| 0014569 | 2027 | PE | STBG | \$360,000 | \$90,000 | \$0 | \$450,000 |
| 0014636 | 2026 | PE | STBG | \$8,568,800 | \$2,142,200 | \$0 | \$10,711,000 |
| 0014637 | 2027 | PE | STBG | \$8,568,800 | \$2,142,200 | \$0 | \$10,711,000 |
| 0014663 | 2027 | PE | STBG | \$2,000,000 | \$500,000 | \$0 | \$2,500,000 |
| 0014689 | 2026 | PE | STBG | \$1,000,000 | \$0 | \$0 | \$1,000,000 |
| 0014690 | 2027 | PE | STBG | \$1,000,000 | \$0 | \$0 | \$1,000,000 |
| 0014716 | 2026 | PE | STBG | \$3,360,000 | \$840,000 | \$0 | \$4,200,000 |
| 0014717 | 2027 | PE | STBG | \$3,360,000 | \$840,000 | \$0 | \$4,200,000 |
| 0014743 | 2026 | PE | STBG | \$400,000 | \$100,000 | \$0 | \$500,000 |
| 0014744 | 2027 | PE | STBG | \$400,000 | \$100,000 | \$0 | \$500,000 |
| 0014771 | 2027 | PE | STBG | \$2,000,000 | \$500,000 | \$0 | \$2,500,000 |
| 0014797 | 2026 | PE | STBG | \$115,000 | \$0 | \$0 | \$115,000 |
| 0014798 | 2027 | PE | STBG | \$115,000 | \$0 | \$0 | \$115,000 |

STATE TRANSPORTATION IMPROVEMENT PROGRAM

02/14/2023

DRAFT

All Counties Totals Summary continued

County Summary excludes lump sum projects

| Project PI# | Year | Phase | Fund | Federal | State | Other | Total |
|-------------|------|-------|-------------|--------------|--------------|-------------|---------------|
| 0014831 | 2026 | PE | Other Funds | \$200,000 | \$0 | \$0 | \$200,000 |
| 0014832 | 2027 | PE | Other Funds | \$200,000 | \$0 | \$0 | \$200,000 |
| 0015135 | 2024 | CST | CMAQ | \$7,000,000 | \$0 | \$1,750,000 | \$8,750,000 |
| 0015135 | 2025 | CST | CMAQ | \$7,000,000 | \$0 | \$1,750,000 | \$8,750,000 |
| 0015330 | 2024 | CST | NHPP | \$18,800,000 | \$0 | \$0 | \$18,800,000 |
| 0015330 | 2024 | CST | STBG | \$4,700,000 | \$0 | \$0 | \$4,700,000 |
| 0015331 | 2025 | CST | NHPP | \$18,800,000 | \$0 | \$0 | \$18,800,000 |
| 0015331 | 2025 | CST | STBG | \$4,700,000 | \$0 | \$0 | \$4,700,000 |
| 0015332 | 2026 | CST | NHPP | \$18,800,000 | \$0 | \$0 | \$18,800,000 |
| 0015332 | 2026 | CST | STBG | \$4,700,000 | \$0 | \$0 | \$4,700,000 |
| 0015333 | 2027 | CST | NHPP | \$18,800,000 | \$0 | \$0 | \$18,800,000 |
| 0015333 | 2027 | CST | STBG | \$4,700,000 | \$0 | \$0 | \$4,700,000 |
| 0015480 | 2024 | ROW | NHPP | \$3,779,360 | \$944,840 | \$0 | \$4,724,200 |
| 0015480 | 2025 | ROW | NHPP | \$3,779,490 | \$944,872 | \$0 | \$4,724,362 |
| 0015480 | 2026 | ROW | NHPP | \$3,777,410 | \$944,352 | \$0 | \$4,721,762 |
| 0015480 | 2027 | ROW | NHPP | \$3,778,060 | \$944,515 | \$0 | \$4,722,575 |
| 0015569 | 2024 | PE | NHPP | \$44,000,000 | \$11,000,000 | \$0 | \$55,000,000 |
| 0015569 | 2025 | PE | NHPP | \$32,800,000 | \$8,200,000 | \$0 | \$41,000,000 |
| 0015569 | 2026 | PE | NHPP | \$31,200,000 | \$7,800,000 | \$0 | \$39,000,000 |
| 0015569 | 2027 | PE | NHPP | \$16,000,000 | \$4,000,000 | \$0 | \$20,000,000 |
| 0016656 | 2024 | ALL | TAP | \$8,910,953 | \$0 | \$2,227,738 | \$11,138,691 |
| 0016657 | 2025 | ALL | TAP | \$9,089,172 | \$0 | \$2,272,293 | \$11,361,465 |
| 0016658 | 2026 | ALL | TAP | \$9,270,956 | \$0 | \$2,317,739 | \$11,588,695 |
| 0016659 | 2027 | ALL | TAP | \$9,270,956 | \$0 | \$2,317,739 | \$11,588,695 |
| 0016662 | 2024 | ALL | TAP | \$2,571,958 | \$0 | \$642,990 | \$3,214,948 |
| 0016663 | 2025 | ALL | TAP | \$2,623,397 | \$0 | \$655,849 | \$3,279,246 |
| 0016664 | 2026 | ALL | TAP | \$2,675,865 | \$0 | \$668,966 | \$3,344,831 |
| 0016665 | 2027 | ALL | TAP | \$2,675,865 | \$0 | \$668,966 | \$3,344,831 |
| 0016668 | 2024 | ALL | HIP | \$38,000,000 | \$0 | \$0 | \$38,000,000 |
| 0016668 | 2024 | ALL | NHPP | \$99,200,000 | \$24,800,000 | \$0 | \$124,000,000 |
| 0016668 | 2024 | ALL | STBG | \$1,600,000 | \$400,000 | \$0 | \$2,000,000 |
| 0016668 | 2024 | ALL | STBG | \$92,800,000 | \$23,200,000 | \$0 | \$116,000,000 |
| 0016669 | 2025 | ALL | NHPP | \$99,200,000 | \$24,800,000 | \$0 | \$124,000,000 |
| 0016669 | 2025 | ALL | STBG | \$1,600,000 | \$400,000 | \$0 | \$2,000,000 |
| 0016669 | 2025 | ALL | STBG | \$99,200,000 | \$24,800,000 | \$0 | \$124,000,000 |
| 0016670 | 2026 | ALL | NHPP | \$99,200,000 | \$24,800,000 | \$0 | \$124,000,000 |
| 0016670 | 2026 | ALL | STBG | \$99,200,000 | \$24,800,000 | \$0 | \$124,000,000 |
| 0016670 | 2026 | ALL | STBG | \$1,600,000 | \$400,000 | \$0 | \$2,000,000 |
| 0016671 | 2027 | ALL | NHPP | \$99,200,000 | \$24,800,000 | \$0 | \$124,000,000 |
| 0016671 | 2027 | ALL | STBG | \$1,600,000 | \$400,000 | \$0 | \$2,000,000 |
| 0016671 | 2027 | ALL | STBG | \$99,200,000 | \$24,800,000 | \$0 | \$124,000,000 |
| 0016692 | 2024 | ALL | NHPP | \$27,000,000 | \$3,000,000 | \$0 | \$30,000,000 |
| 0016692 | 2024 | ALL | STBG | \$12,000,000 | \$3,000,000 | \$0 | \$15,000,000 |
| 0016693 | 2025 | ALL | NHPP | \$27,000,000 | \$3,000,000 | \$0 | \$30,000,000 |
| 0016693 | 2025 | ALL | STBG | \$12,000,000 | \$3,000,000 | \$0 | \$15,000,000 |
| 0016694 | 2026 | ALL | NHPP | \$27,000,000 | \$3,000,000 | \$0 | \$30,000,000 |
| 0016694 | 2026 | ALL | STBG | \$12,000,000 | \$3,000,000 | \$0 | \$15,000,000 |
| 0016695 | 2027 | ALL | NHPP | \$27,000,000 | \$3,000,000 | \$0 | \$30,000,000 |
| 0016695 | 2027 | ALL | STBG | \$12,000,000 | \$3,000,000 | \$0 | \$15,000,000 |
| 0016698 | 2024 | ALL | NHPP | \$800,000 | \$200,000 | \$0 | \$1,000,000 |

STATE TRANSPORTATION IMPROVEMENT PROGRAM

02/14/2023

DRAFT

All Counties Totals Summary continued

County Summary excludes lump sum projects

| Project PI# | Year | Phase | Fund | Federal | State | Other | Total |
|-------------|------|-------|--------|--------------|--------------|-------|---------------|
| 0016699 | 2025 | ALL | NHPP | \$800,000 | \$200,000 | \$0 | \$1,000,000 |
| 0016700 | 2026 | ALL | NHPP | \$800,000 | \$200,000 | \$0 | \$1,000,000 |
| 0016701 | 2027 | ALL | NHPP | \$800,000 | \$200,000 | \$0 | \$1,000,000 |
| 0016704 | 2024 | ALL | RRX | \$11,500,000 | \$0 | \$0 | \$11,500,000 |
| 0016705 | 2025 | ALL | RRX | \$11,500,000 | \$0 | \$0 | \$11,500,000 |
| 0016706 | 2026 | ALL | RRX | \$11,500,000 | \$0 | \$0 | \$11,500,000 |
| 0016707 | 2027 | ALL | RRX | \$11,500,000 | \$0 | \$0 | \$11,500,000 |
| 0016716 | 2024 | ALL | STBG | \$1,200,000 | \$300,000 | \$0 | \$1,500,000 |
| 0016717 | 2025 | ALL | STBG | \$1,200,000 | \$300,000 | \$0 | \$1,500,000 |
| 0016718 | 2026 | ALL | STBG | \$1,200,000 | \$300,000 | \$0 | \$1,500,000 |
| 0016719 | 2027 | ALL | STBG | \$1,200,000 | \$300,000 | \$0 | \$1,500,000 |
| 0016722 | 2024 | ALL | HSIP | \$90,000,000 | \$10,000,000 | \$0 | \$100,000,000 |
| 0016723 | 2025 | ALL | HSIP | \$90,000,000 | \$10,000,000 | \$0 | \$100,000,000 |
| 0016724 | 2026 | ALL | HSIP | \$90,000,000 | \$10,000,000 | \$0 | \$100,000,000 |
| 0016725 | 2027 | ALL | HSIP | \$90,000,000 | \$10,000,000 | \$0 | \$100,000,000 |
| 0016728 | 2024 | ALL | STBG | \$9,600,000 | \$2,400,000 | \$0 | \$12,000,000 |
| 0016729 | 2025 | ALL | STBG | \$9,600,000 | \$2,400,000 | \$0 | \$12,000,000 |
| 0016730 | 2026 | ALL | STBG | \$9,600,000 | \$2,400,000 | \$0 | \$12,000,000 |
| 0016731 | 2027 | ALL | STBG | \$9,600,000 | \$2,400,000 | \$0 | \$12,000,000 |
| 0016734 | 2024 | ALL | STBG | \$24,000,000 | \$6,000,000 | \$0 | \$30,000,000 |
| 0016735 | 2025 | ALL | STBG | \$24,000,000 | \$6,000,000 | \$0 | \$30,000,000 |
| 0016736 | 2026 | ALL | STBG | \$24,000,000 | \$6,000,000 | \$0 | \$30,000,000 |
| 0016737 | 2027 | ALL | STBG | \$24,000,000 | \$6,000,000 | \$0 | \$30,000,000 |
| 0016740 | 2024 | ALL | STBG | \$16,800,000 | \$4,200,000 | \$0 | \$21,000,000 |
| 0016741 | 2025 | ALL | STBG | \$16,800,000 | \$4,200,000 | \$0 | \$21,000,000 |
| 0016742 | 2026 | ALL | STBG | \$16,800,000 | \$4,200,000 | \$0 | \$21,000,000 |
| 0016743 | 2027 | ALL | STBG | \$16,800,000 | \$4,200,000 | \$0 | \$21,000,000 |
| 0016746 | 2024 | CST | Trails | \$1,000,000 | \$250,000 | \$0 | \$1,250,000 |
| 0016747 | 2025 | CST | Trails | \$1,000,000 | \$250,000 | \$0 | \$1,250,000 |
| 0016748 | 2026 | CST | Trails | \$1,000,000 | \$250,000 | \$0 | \$1,250,000 |
| 0016749 | 2027 | CST | Trails | \$1,000,000 | \$250,000 | \$0 | \$1,250,000 |
| 0017041 | 2024 | PE | STBG | \$1,600,000 | \$400,000 | \$0 | \$2,000,000 |
| 0017041 | 2025 | PE | STBG | \$1,600,000 | \$400,000 | \$0 | \$2,000,000 |
| 0017041 | 2026 | PE | STBG | \$1,600,000 | \$400,000 | \$0 | \$2,000,000 |
| 0017411 | 2026 | CST | NHFP | \$16,500,000 | \$4,125,000 | \$0 | \$20,625,000 |
| 0017411 | 2026 | CST | NHPP | \$11,900,000 | \$2,975,000 | \$0 | \$14,875,000 |
| 0017470 | 2024 | ROW | NHPP | \$2,035,040 | \$508,760 | \$0 | \$2,543,800 |
| 0017470 | 2025 | ROW | NHPP | \$2,035,110 | \$508,778 | \$0 | \$2,543,888 |
| 0017470 | 2026 | ROW | NHPP | \$2,033,990 | \$508,498 | \$0 | \$2,542,488 |
| 0017470 | 2027 | ROW | NHPP | \$2,034,340 | \$508,585 | \$0 | \$2,542,925 |
| 0017792 | 2024 | ALL | STBG | \$8,000,000 | \$2,000,000 | \$0 | \$10,000,000 |
| 0017795 | 2024 | ALL | STBG | \$8,000,000 | \$2,000,000 | \$0 | \$10,000,000 |
| 0018026 | 2024 | ROW | NHPP | \$6,485,749 | \$1,621,437 | \$0 | \$8,107,186 |
| 0018026 | 2025 | ROW | NHPP | \$6,485,810 | \$1,621,453 | \$0 | \$8,107,263 |
| 0018026 | 2026 | ROW | NHPP | \$6,485,871 | \$1,621,468 | \$0 | \$8,107,339 |
| 0018026 | 2027 | ROW | NHPP | \$6,485,383 | \$1,621,346 | \$0 | \$8,106,729 |
| 0018027 | 2024 | ROW | NHPP | \$27,083,036 | \$6,770,759 | \$0 | \$33,853,795 |
| 0018027 | 2025 | ROW | NHPP | \$27,083,291 | \$6,770,823 | \$0 | \$33,854,113 |
| 0018027 | 2026 | ROW | NHPP | \$27,083,545 | \$6,770,886 | \$0 | \$33,854,432 |
| 0018027 | 2027 | ROW | NHPP | \$27,081,508 | \$6,770,377 | \$0 | \$33,851,885 |

STATE TRANSPORTATION IMPROVEMENT PROGRAM

02/14/2023

DRAFT

All Counties Totals Summary continued

County Summary excludes lump sum projects

| Project PI# | Year | Phase | Fund | Federal | State | Other | Total |
|-------------|------|-------|------|-------------|-------------|-------|--------------|
| 0018028 | 2024 | ROW | NHPP | \$283,592 | \$70,898 | \$0 | \$354,490 |
| 0018028 | 2025 | ROW | NHPP | \$283,595 | \$70,899 | \$0 | \$354,493 |
| 0018028 | 2026 | ROW | NHPP | \$283,597 | \$70,899 | \$0 | \$354,497 |
| 0018028 | 2027 | ROW | NHPP | \$283,576 | \$70,894 | \$0 | \$354,470 |
| 0018029 | 2024 | ROW | NHPP | \$1,054,253 | \$263,563 | \$0 | \$1,317,817 |
| 0018029 | 2025 | ROW | NHPP | \$1,054,263 | \$263,566 | \$0 | \$1,317,829 |
| 0018029 | 2026 | ROW | NHPP | \$1,054,273 | \$263,568 | \$0 | \$1,317,841 |
| 0018029 | 2027 | ROW | NHPP | \$1,054,194 | \$263,548 | \$0 | \$1,317,742 |
| 0018030 | 2024 | CST | NHPP | \$6,426,904 | \$1,606,726 | \$0 | \$8,033,630 |
| 0018030 | 2025 | CST | NHPP | \$6,426,964 | \$1,606,741 | \$0 | \$8,033,705 |
| 0018030 | 2026 | CST | NHPP | \$6,427,025 | \$1,606,756 | \$0 | \$8,033,781 |
| 0018030 | 2027 | CST | NHPP | \$6,426,541 | \$1,606,635 | \$0 | \$8,033,176 |
| 0018031 | 2024 | ROW | NHPP | \$496,286 | \$124,072 | \$0 | \$620,358 |
| 0018031 | 2025 | ROW | NHPP | \$496,291 | \$124,073 | \$0 | \$620,363 |
| 0018031 | 2026 | ROW | NHPP | \$496,295 | \$124,074 | \$0 | \$620,369 |
| 0018031 | 2027 | ROW | NHPP | \$496,258 | \$124,064 | \$0 | \$620,322 |
| 0018032 | 2024 | CST | NHPP | \$708,980 | \$177,245 | \$0 | \$886,225 |
| 0018032 | 2025 | CST | NHPP | \$708,987 | \$177,247 | \$0 | \$886,233 |
| 0018032 | 2026 | CST | NHPP | \$708,993 | \$177,248 | \$0 | \$886,242 |
| 0018032 | 2027 | CST | NHPP | \$708,940 | \$177,235 | \$0 | \$886,175 |
| 0018143 | 2024 | CST | STBG | \$9,600,000 | \$2,400,000 | \$0 | \$12,000,000 |
| 0018144 | 2025 | CST | STBG | \$9,600,000 | \$2,400,000 | \$0 | \$12,000,000 |
| 0018145 | 2026 | CST | STBG | \$9,600,000 | \$2,400,000 | \$0 | \$12,000,000 |
| 0018146 | 2027 | CST | STBG | \$9,600,000 | \$2,400,000 | \$0 | \$12,000,000 |
| 0018287 | 2024 | CST | STBG | \$3,200,000 | \$800,000 | \$0 | \$4,000,000 |
| 0018287 | 2025 | CST | STBG | \$3,200,000 | \$800,000 | \$0 | \$4,000,000 |
| 0018287 | 2026 | CST | STBG | \$3,200,000 | \$800,000 | \$0 | \$4,000,000 |
| 0018288 | 2024 | CST | STBG | \$6,576,000 | \$1,644,000 | \$0 | \$8,220,000 |
| 0018288 | 2025 | CST | STBG | \$6,576,000 | \$1,644,000 | \$0 | \$8,220,000 |
| 0018288 | 2026 | CST | STBG | \$6,576,000 | \$1,644,000 | \$0 | \$8,220,000 |
| 0018289 | 2024 | CST | STBG | \$3,200,000 | \$800,000 | \$0 | \$4,000,000 |
| 0018289 | 2025 | CST | STBG | \$3,200,000 | \$800,000 | \$0 | \$4,000,000 |
| 0018289 | 2026 | CST | STBG | \$3,200,000 | \$800,000 | \$0 | \$4,000,000 |
| 0018290 | 2024 | CST | STBG | \$3,200,000 | \$800,000 | \$0 | \$4,000,000 |
| 0018290 | 2025 | CST | STBG | \$3,200,000 | \$800,000 | \$0 | \$4,000,000 |
| 0018290 | 2026 | CST | STBG | \$3,200,000 | \$800,000 | \$0 | \$4,000,000 |
| 0018291 | 2024 | CST | STBG | \$3,440,000 | \$860,000 | \$0 | \$4,300,000 |
| 0018291 | 2025 | CST | STBG | \$3,440,000 | \$860,000 | \$0 | \$4,300,000 |
| 0018291 | 2026 | CST | STBG | \$3,440,000 | \$860,000 | \$0 | \$4,300,000 |
| 0018292 | 2024 | CST | STBG | \$6,000,000 | \$1,500,000 | \$0 | \$7,500,000 |
| 0018292 | 2025 | CST | STBG | \$6,000,000 | \$1,500,000 | \$0 | \$7,500,000 |
| 0018292 | 2026 | CST | STBG | \$6,000,000 | \$1,500,000 | \$0 | \$7,500,000 |
| 0018308 | 2024 | PE | STBG | \$500,000 | \$125,000 | \$0 | \$625,000 |
| 0018308 | 2024 | PE | STBG | \$3,500,000 | \$875,000 | \$0 | \$4,375,000 |
| 0018346 | 2024 | PE | STBG | \$1,080,000 | \$270,000 | \$0 | \$1,350,000 |
| 0018346 | 2025 | PE | STBG | \$1,080,000 | \$270,000 | \$0 | \$1,350,000 |
| 0018346 | 2026 | PE | STBG | \$1,080,000 | \$270,000 | \$0 | \$1,350,000 |
| 0018346 | 2027 | PE | STBG | \$1,080,000 | \$270,000 | \$0 | \$1,350,000 |
| 0018347 | 2024 | PE | STBG | \$1,080,000 | \$270,000 | \$0 | \$1,350,000 |
| 0018347 | 2025 | PE | STBG | \$1,080,000 | \$270,000 | \$0 | \$1,350,000 |

STATE TRANSPORTATION IMPROVEMENT PROGRAM

02/14/2023

DRAFT

All Counties Totals Summary continued

County Summary excludes lump sum projects

| Project PI# | Year | Phase | Fund | Federal | State | Other | Total |
|-------------|------|-------|---------|--------------|-------------|-------------|--------------|
| 0018347 | 2026 | PE | STBG | \$1,080,000 | \$270,000 | \$0 | \$1,350,000 |
| 0018347 | 2027 | PE | STBG | \$1,080,000 | \$270,000 | \$0 | \$1,350,000 |
| 0019143 | 2024 | CST | STBG | \$9,600,000 | \$2,400,000 | \$0 | \$12,000,000 |
| 0019144 | 2025 | CST | STBG | \$10,000,000 | \$2,500,000 | \$0 | \$12,500,000 |
| 0019145 | 2026 | CST | STBG | \$10,000,000 | \$2,500,000 | \$0 | \$12,500,000 |
| 0019146 | 2027 | CST | STBG | \$10,400,000 | \$2,600,000 | \$0 | \$13,000,000 |
| 0019159 | 2024 | PE | STBG | \$1,136,414 | \$0 | \$0 | \$1,136,414 |
| 0019160 | 2025 | PE | STBG | \$1,136,414 | \$0 | \$0 | \$1,136,414 |
| 0019161 | 2026 | PE | STBG | \$1,136,414 | \$0 | \$0 | \$1,136,414 |
| 0019164 | 2024 | CST | Carbon | \$7,600,000 | \$0 | \$0 | \$7,600,000 |
| 0019165 | 2025 | CST | Carbon | \$7,800,000 | \$0 | \$0 | \$7,800,000 |
| 0019166 | 2026 | CST | Carbon | \$8,000,000 | \$0 | \$0 | \$8,000,000 |
| 0019167 | 2027 | CST | Carbon | \$8,425,000 | \$0 | \$0 | \$8,425,000 |
| 0019338 | 2024 | ALL | TAP | \$3,438,625 | \$0 | \$859,656 | \$4,298,281 |
| 0019339 | 2025 | ALL | TAP | \$3,507,397 | \$0 | \$876,849 | \$4,384,246 |
| 0019340 | 2026 | ALL | TAP | \$3,577,545 | \$0 | \$894,386 | \$4,471,931 |
| 0019341 | 2027 | ALL | TAP | \$3,577,545 | \$0 | \$894,386 | \$4,471,931 |
| 0019375 | 2024 | ALL | TAP | \$22,076,571 | \$0 | \$5,519,143 | \$27,595,714 |
| 0019376 | 2025 | ALL | TAP | \$22,513,623 | \$0 | \$5,628,406 | \$28,142,029 |
| 0019377 | 2026 | ALL | TAP | \$23,007,895 | \$0 | \$5,751,974 | \$28,759,869 |
| 0019378 | 2027 | ALL | TAP | \$23,007,895 | \$0 | \$5,751,974 | \$28,759,869 |
| 0019384 | 2025 | ALL | STBG | \$8,000,000 | \$2,000,000 | \$0 | \$10,000,000 |
| 0019385 | 2026 | ALL | STBG | \$8,000,000 | \$2,000,000 | \$0 | \$10,000,000 |
| 0019386 | 2027 | ALL | STBG | \$8,000,000 | \$2,000,000 | \$0 | \$10,000,000 |
| 0019392 | 2025 | ALL | STBG | \$8,000,000 | \$2,000,000 | \$0 | \$10,000,000 |
| 0019393 | 2026 | ALL | STBG | \$8,000,000 | \$2,000,000 | \$0 | \$10,000,000 |
| 0019394 | 2027 | ALL | STBG | \$8,000,000 | \$2,000,000 | \$0 | \$10,000,000 |
| 0019455 | 2024 | PE | TAP | \$1,000,000 | \$250,000 | \$0 | \$1,250,000 |
| 0019455 | 2025 | PE | TAP | \$1,000,000 | \$250,000 | \$0 | \$1,250,000 |
| 0019455 | 2026 | PE | TAP | \$1,000,000 | \$250,000 | \$0 | \$1,250,000 |
| 0019455 | 2027 | PE | TAP | \$1,000,000 | \$250,000 | \$0 | \$1,250,000 |
| 0019460 | 2024 | PE | STBG | \$2,200,000 | \$550,000 | \$0 | \$2,750,000 |
| 0019460 | 2025 | PE | STBG | \$2,200,000 | \$550,000 | \$0 | \$2,750,000 |
| 0019460 | 2026 | PE | STBG | \$2,200,000 | \$550,000 | \$0 | \$2,750,000 |
| 0019460 | 2027 | PE | STBG | \$2,200,000 | \$550,000 | \$0 | \$2,750,000 |
| 0019474 | 2024 | PE | RRX | \$3,500,000 | \$0 | \$0 | \$3,500,000 |
| 0019474 | 2025 | PE | RRX | \$3,500,000 | \$0 | \$0 | \$3,500,000 |
| 0019474 | 2026 | PE | RRX | \$3,500,000 | \$0 | \$0 | \$3,500,000 |
| 0019474 | 2027 | PE | RRX | \$3,500,000 | \$0 | \$0 | \$3,500,000 |
| T006982 | 2024 | CAP | Transit | \$4,000,000 | \$671,000 | \$2,000,000 | \$6,671,000 |
| T006982 | 2024 | OPR | Transit | \$500,000 | \$0 | \$500,000 | \$1,000,000 |
| T007020 | 2024 | CAP | Transit | \$3,678,688 | \$0 | \$919,672 | \$4,598,360 |
| T007024 | 2024 | CAP | Transit | \$1,528,960 | \$0 | \$382,240 | \$1,911,200 |
| T007027 | 2024 | TPLN | Transit | \$373,408 | \$93,352 | \$0 | \$466,760 |
| T007030 | 2024 | CAP | Transit | \$11,849,213 | \$2,962,303 | \$0 | \$14,811,516 |
| T007370 | 2024 | TPLN | Transit | \$95,053 | \$11,882 | \$11,882 | \$118,816 |
| T007373 | 2024 | TPLN | Transit | \$85,993 | \$10,749 | \$10,749 | \$107,491 |
| T007376 | 2024 | TPLN | Transit | \$100,162 | \$12,520 | \$12,520 | \$125,202 |
| T007379 | 2024 | TPLN | Transit | \$55,646 | \$6,956 | \$6,956 | \$69,558 |
| T007382 | 2024 | TPLN | Transit | \$83,242 | \$10,405 | \$10,405 | \$104,052 |

STATE TRANSPORTATION IMPROVEMENT PROGRAM

02/14/2023

DRAFT

All Counties Totals Summary continued

County Summary excludes lump sum projects

| Project PI# | Year | Phase | Fund | Federal | State | Other | Total |
|-------------|------|-------|---------|-------------|-----------|-------------|--------------|
| T007385 | 2024 | TPLN | Transit | \$105,208 | \$13,151 | \$13,151 | \$131,510 |
| T007388 | 2024 | TPLN | Transit | \$61,476 | \$7,684 | \$7,684 | \$76,845 |
| T007391 | 2024 | TPLN | Transit | \$96,882 | \$12,110 | \$12,110 | \$121,102 |
| T007394 | 2024 | TPLN | Transit | \$81,526 | \$10,191 | \$10,191 | \$101,908 |
| T007397 | 2024 | TPLN | Transit | \$107,023 | \$13,378 | \$13,378 | \$133,779 |
| T007411 | 2024 | CAP | Transit | \$3,500,000 | \$0 | \$875,000 | \$4,375,000 |
| T008013 | 2024 | OPR | Transit | \$4,500,000 | \$0 | \$4,500,000 | \$9,000,000 |
| T008014 | 2025 | OPR | Transit | \$4,725,000 | \$0 | \$4,725,000 | \$9,450,000 |
| T008017 | 2027 | OPR | Transit | \$5,209,312 | \$0 | \$5,209,312 | \$10,418,625 |
| T008018 | 2026 | OPR | Transit | \$4,961,250 | \$0 | \$4,961,250 | \$9,922,500 |
| T008051 | 2025 | CAP | Transit | \$3,678,688 | \$0 | \$919,672 | \$4,598,360 |
| T008182 | 2024 | OPR | Transit | \$520,000 | \$130,000 | \$0 | \$650,000 |
| T008188 | 2025 | CAP | Transit | \$77,010 | \$9,626 | \$9,627 | \$96,263 |
| T008189 | 2026 | CAP | Transit | \$77,010 | \$9,626 | \$9,627 | \$96,263 |
| T008190 | 2027 | CAP | Transit | \$77,010 | \$9,626 | \$9,627 | \$96,263 |
| T008192 | 2025 | CAP | Transit | \$4,192,263 | \$139,369 | \$3,216,685 | \$7,548,317 |
| T008193 | 2026 | CAP | Transit | \$4,192,263 | \$139,369 | \$3,216,685 | \$7,548,317 |
| T008194 | 2027 | CAP | Transit | \$4,192,263 | \$139,369 | \$3,216,685 | \$7,548,317 |
| T008238 | 2025 | CAP | Transit | \$2,499,584 | \$12,488 | \$612,408 | \$3,124,480 |
| T008239 | 2026 | CAP | Transit | \$2,499,584 | \$12,488 | \$612,408 | \$3,124,480 |
| T008240 | 2027 | CAP | Transit | \$2,499,584 | \$12,488 | \$612,408 | \$3,124,480 |
| T008285 | 2025 | TPLN | Transit | \$49,083 | \$6,135 | \$6,135 | \$61,354 |
| T008287 | 2026 | TPLN | Transit | \$51,287 | \$6,411 | \$6,411 | \$64,109 |
| T008288 | 2027 | TPLN | Transit | \$51,287 | \$6,411 | \$6,411 | \$64,109 |
| T008290 | 2025 | TPLN | Transit | \$44,648 | \$5,581 | \$5,581 | \$55,810 |
| T008291 | 2026 | TPLN | Transit | \$46,630 | \$5,829 | \$5,829 | \$58,288 |
| T008292 | 2027 | TPLN | Transit | \$50,793 | \$6,349 | \$6,349 | \$63,491 |
| T008295 | 2025 | TPLN | Transit | \$51,584 | \$6,448 | \$6,448 | \$64,480 |
| T008296 | 2026 | TPLN | Transit | \$53,913 | \$6,739 | \$6,739 | \$67,391 |
| T008297 | 2027 | TPLN | Transit | \$58,805 | \$7,351 | \$7,351 | \$73,506 |
| T008301 | 2025 | TPLN | Transit | \$29,792 | \$3,724 | \$3,724 | \$37,240 |
| T008302 | 2026 | TPLN | Transit | \$31,032 | \$3,879 | \$3,879 | \$38,790 |
| T008304 | 2027 | TPLN | Transit | \$33,635 | \$4,204 | \$4,204 | \$42,044 |
| T008310 | 2025 | TPLN | Transit | \$43,301 | \$5,413 | \$5,413 | \$54,126 |
| T008312 | 2026 | TPLN | Transit | \$45,216 | \$5,652 | \$5,652 | \$56,520 |
| T008313 | 2027 | TPLN | Transit | \$49,238 | \$6,155 | \$6,155 | \$61,548 |
| T008315 | 2025 | TPLN | Transit | \$54,054 | \$6,757 | \$6,757 | \$67,567 |
| T008316 | 2026 | TPLN | Transit | \$56,507 | \$7,063 | \$7,063 | \$70,634 |
| T008317 | 2027 | TPLN | Transit | \$61,657 | \$7,707 | \$7,707 | \$77,071 |
| T008319 | 2025 | TPLN | Transit | \$32,646 | \$4,081 | \$4,081 | \$40,808 |
| T008320 | 2026 | TPLN | Transit | \$34,029 | \$4,254 | \$4,254 | \$42,536 |
| T008321 | 2027 | TPLN | Transit | \$36,931 | \$4,616 | \$4,616 | \$46,164 |
| T008323 | 2025 | TPLN | Transit | \$49,979 | \$6,247 | \$6,247 | \$62,474 |
| T008324 | 2026 | TPLN | Transit | \$52,227 | \$6,528 | \$6,528 | \$65,284 |
| T008325 | 2027 | TPLN | Transit | \$56,950 | \$7,119 | \$7,119 | \$71,188 |
| T008327 | 2025 | TPLN | Transit | \$42,461 | \$5,308 | \$5,308 | \$53,076 |
| T008328 | 2026 | TPLN | Transit | \$44,334 | \$5,542 | \$5,542 | \$55,417 |
| T008329 | 2027 | TPLN | Transit | \$48,268 | \$6,034 | \$6,034 | \$60,335 |
| T008331 | 2025 | TPLN | Transit | \$54,943 | \$6,868 | \$6,868 | \$68,679 |
| T008332 | 2026 | TPLN | Transit | \$57,440 | \$7,180 | \$7,180 | \$71,800 |

STATE TRANSPORTATION IMPROVEMENT PROGRAM

02/14/2023

DRAFT

All Counties Totals Summary continued

County Summary excludes lump sum projects

| Project PI# | Year | Phase | Fund | Federal | State | Other | Total |
|-------------|------|-------|---------|------------------------|----------------------|---------------------|------------------------|
| T008333 | 2027 | TPLN | Transit | \$62,684 | \$7,836 | \$7,836 | \$78,355 |
| T008391 | 2025 | CAP | Transit | \$3,884,486 | \$149,262 | \$2,839,656 | \$6,873,404 |
| T008393 | 2026 | CAP | Transit | \$3,884,486 | \$149,262 | \$2,839,656 | \$6,873,404 |
| T008394 | 2027 | CAP | Transit | \$3,884,486 | \$149,262 | \$2,839,656 | \$6,873,404 |
| T008457 | 2025 | TPLN | Transit | \$454,354 | \$0 | \$113,589 | \$567,943 |
| T008458 | 2026 | TPLN | Transit | \$454,352 | \$0 | \$113,591 | \$567,943 |
| T008459 | 2027 | TPLN | Transit | \$454,352 | \$0 | \$113,591 | \$567,943 |
| T008477 | 2025 | CAP | Transit | \$3,570,000 | \$0 | \$892,500 | \$4,462,500 |
| T008478 | 2026 | CAP | Transit | \$3,641,400 | \$0 | \$910,350 | \$4,551,750 |
| T008479 | 2027 | CAP | Transit | \$3,714,228 | \$0 | \$928,557 | \$4,642,785 |
| T008480 | 2025 | CAP | Transit | \$1,559,539 | \$0 | \$389,885 | \$1,949,424 |
| T008481 | 2026 | CAP | Transit | \$1,590,730 | \$0 | \$397,682 | \$1,988,412 |
| T008482 | 2027 | CAP | Transit | \$1,622,545 | \$0 | \$405,636 | \$2,028,181 |
| T008483 | 2025 | CAP | Transit | \$12,086,197 | \$3,021,549 | \$0 | \$15,107,746 |
| T008484 | 2026 | CAP | Transit | \$12,323,181 | \$3,080,795 | \$0 | \$15,403,977 |
| T008485 | 2027 | CAP | Transit | \$12,560,166 | \$3,140,041 | \$0 | \$15,700,207 |
| T008501 | 2025 | CAP | Transit | \$3,678,688 | \$0 | \$919,672 | \$4,598,360 |
| T008502 | 2026 | CAP | Transit | \$3,678,688 | \$0 | \$919,672 | \$4,598,360 |
| T008503 | 2027 | CAP | Transit | \$3,678,688 | \$0 | \$919,672 | \$4,598,360 |
| T008549 | 2024 | 111A8 | Transit | \$1,728,000 | \$0 | \$0 | \$1,728,000 |
| T008549 | 2024 | 111A8 | Transit | \$0 | \$0 | \$432,000 | \$432,000 |
| | | | | \$3,077,646,804 | \$581,137,002 | \$94,221,171 | \$3,753,004,978 |

Note: Cost estimates in this section show only the county’s portion of the project; If the totals are different from the list above it is an indication that the project is in multiple counties.



STATE TRANSPORTATION IMPROVEMENT PROGRAM

02/14/2023

DRAFT

Atkinson

Project: **0016504** Type Work: Replace Bridge
 Descp: SR 31 @ HOG CREEK TRIB 9 MI S OF PEARSON
 Lanes: Exist. 2 Prop. 2 Length: 0.60

Total Project Cost: \$2,909,181
 Total Project Authorizations: \$1,105,500
 Total Parcels: 2

| Phase | Fund | Year | Federal | State | Other | Total |
|-------|--------|------|-------------|-----------|-------|-------------|
| PE | Bridge | 2020 | \$276,000 | \$69,000 | \$0 | \$345,000 |
| PE | STBG | 2020 | \$608,400 | \$152,100 | \$0 | \$760,500 |
| ROW | STBG | 2024 | \$59,568 | \$14,892 | \$0 | \$74,460 |
| CST | STBG | 2025 | \$1,383,377 | \$345,844 | \$0 | \$1,729,221 |

Project: **0016505** Type Work: Replace Bridge
 Descp: SR 31 @ HOG CREEK 8 MI S OF PEARSON
 Lanes: Exist. 2 Prop. 2 Length: 0.60

Total Project Cost: \$3,127,000
 Total Project Authorizations: \$1,177,000
 Total Parcels: 3

| Phase | Fund | Year | Federal | State | Other | Total |
|-------|------|------|-------------|-----------|-------|-------------|
| PE | STBG | 2020 | \$288,800 | \$72,200 | \$0 | \$361,000 |
| PE | STBG | 2020 | \$652,800 | \$163,200 | \$0 | \$816,000 |
| ROW | STBG | 2024 | \$200,000 | \$50,000 | \$0 | \$250,000 |
| CST | STBG | 2026 | \$1,280,000 | \$320,000 | \$0 | \$1,600,000 |
| UTL | STBG | 2026 | \$80,000 | \$20,000 | \$0 | \$100,000 |

Atkinson Totals Summary
 County Summary excludes lump sum projects

| Project P# | Year | Phase | Fund | Federal | State | Other | Total |
|------------|------|-------|------|--------------------|------------------|------------|--------------------|
| 0016504 | 2024 | ROW | STBG | \$59,568 | \$14,892 | \$0 | \$74,460 |
| 0016504 | 2025 | CST | STBG | \$1,383,377 | \$345,844 | \$0 | \$1,729,221 |
| 0016505 | 2024 | ROW | STBG | \$200,000 | \$50,000 | \$0 | \$250,000 |
| 0016505 | 2026 | CST | STBG | \$1,280,000 | \$320,000 | \$0 | \$1,600,000 |
| 0016505 | 2026 | UTL | STBG | \$80,000 | \$20,000 | \$0 | \$100,000 |
| | | | | \$3,002,945 | \$750,736 | \$0 | \$3,753,681 |

Note: Cost estimates in this section show only the county's portion of the project; If the totals are different from the list above it is an indication that the project is in multiple counties.



STATE TRANSPORTATION IMPROVEMENT PROGRAM

02/14/2023

DRAFT

Bacon

Project: **T007284** Type Work: Intermodal
 Descp: FY 2024-BACON COUNTY-SEC.5311-CAPITAL AND OPERATIONS

Lanes: Exist. 0 Prop. 0 Length: 0.00

Total Project Cost: \$78,334
 Total Project Authorizations: \$0
 Total Parcels: 0

| Phase | Fund | Year | Federal | State | Other | Total |
|-------|---------|------|----------|-------|----------|----------|
| CAP | Transit | 2024 | \$62,667 | \$0 | \$15,667 | \$78,334 |

Bacon Totals Summary

County Summary excludes lump sum projects

| Project P# | Year | Phase | Fund | Federal | State | Other | Total |
|------------|------|-------|---------|-----------------|------------|-----------------|-----------------|
| T007284 | 2024 | CAP | Transit | \$62,667 | \$0 | \$15,667 | \$78,334 |
| | | | | \$62,667 | \$0 | \$15,667 | \$78,334 |

Note: Cost estimates in this section show only the county's portion of the project; If the totals are different from the list above it is an indication that the project is in multiple counties.



STATE TRANSPORTATION IMPROVEMENT PROGRAM

02/14/2023

DRAFT

Baker

Project: **0019124** Type Work: Replace Bridge
 Descp: CR 47/HOGGARD MILL ROAD @ BIG CYPRESS CREEK
 Lanes: Exist. 2 Prop. 2 Length: 0.40

Total Project Cost: \$2,475,000
 Total Project Authorizations: \$525,000
 Total Parcels: 0

| Phase | Fund | Year | Federal | State | Other | Total |
|-------|------|------------|-------------|-----------|-------|-------------|
| PE | STBG | 2023 | \$420,000 | \$105,000 | \$0 | \$525,000 |
| PE | BFP | 2024 | \$225,000 | \$0 | \$0 | \$225,000 |
| ROW | STBG | 2026 | \$220,000 | \$55,000 | \$0 | \$275,000 |
| CST | STBG | After 2027 | \$1,120,000 | \$280,000 | \$0 | \$1,400,000 |
| UTL | STBG | After 2027 | \$40,000 | \$10,000 | \$0 | \$50,000 |

Project: **T007344** Type Work: Intermodal
 Descp: FY 2024-SW GEORGIA RC-SEC.5311-CAPITAL AND OPERATIONS
 Lanes: Exist. 0 Prop. 0 Length: 0.00

Total Project Cost: \$7,548,317
 Total Project Authorizations: \$0
 Total Parcels: 0

| Phase | Fund | Year | Federal | State | Other | Total |
|-------|---------|------|-------------|-----------|-------------|-------------|
| CAP | Transit | 2024 | \$4,192,263 | \$139,369 | \$3,216,685 | \$7,548,317 |

In Baker, Calhoun, Colquitt, Decatur, Dougherty, Early, Grady, Lee, Miller, Mitchell, Seminole, Terrell, Worth County

Baker Totals Summary

County Summary excludes lump sum projects

| Project P# | Year | Phase | Fund | Federal | State | Other | Total |
|------------|------|-------|---------|------------------|-----------------|------------------|--------------------|
| 0019124 | 2024 | PE | BFP | \$225,000 | \$0 | \$0 | \$225,000 |
| 0019124 | 2026 | ROW | STBG | \$220,000 | \$55,000 | \$0 | \$275,000 |
| T007344 | 2024 | CAP | Transit | \$377,304 | \$12,543 | \$289,502 | \$679,349 |
| | | | | \$822,304 | \$67,543 | \$289,502 | \$1,179,349 |

Note: Cost estimates in this section show only the county's portion of the project; If the totals are different from the list above it is an indication that the project is in multiple counties.



STATE TRANSPORTATION IMPROVEMENT PROGRAM

02/14/2023

DRAFT

Baldwin

Project: **T007285** Type Work: Intermodal
 Descp: FY 2024-BALDWIN COUNTY-SEC.5311-CAPITAL AND OPERATIONS
 Lanes: Exist. 0 Prop. 0 Length: 0.00
 Total Project Cost: \$341,146
 Total Project Authorizations: \$0
 Total Parcels: 0

| Phase | Fund | Year | Federal | State | Other | Total |
|-------|---------|------|-----------|----------|-----------|-----------|
| CAP | Transit | 2024 | \$209,916 | \$13,115 | \$118,115 | \$341,146 |

Project: **T007331** Type Work: Intermodal
 Descp: FY 2024-MIDDLE GEORGIA RC-SEC.5311-MOBILITY MGMT
 Lanes: Exist. 0 Prop. 0 Length: 0.00
 Total Project Cost: \$130,000
 Total Project Authorizations: \$0
 Total Parcels: 0

| Phase | Fund | Year | Federal | State | Other | Total |
|-------|---------|------|-----------|-------|----------|-----------|
| CAP | Transit | 2024 | \$104,000 | \$0 | \$26,000 | \$130,000 |

In Baldwin, Bibb, Crawford, Houston, Jones, Monroe, Peach, Pulaski, Putnam, Twiggs, Wilkinson County

Project: **T008088** Type Work: Intermodal
 Descp: FY 2025-BALDWIN COUNTY-SEC.5311-CAPITAL AND OPERATIONS
 Lanes: Exist. Prop. Length:
 Total Project Cost: \$341,146
 Total Project Authorizations: \$0
 Total Parcels: 0

| Phase | Fund | Year | Federal | State | Other | Total |
|-------|---------|------|-----------|----------|-----------|-----------|
| CAP | Transit | 2025 | \$209,916 | \$13,115 | \$118,115 | \$341,146 |

Project: **T008090** Type Work: Intermodal
 Descp: FY 2026-BALDWIN COUNTY-SEC.5311-CAPITAL AND OPERATIONS
 Lanes: Exist. Prop. Length:
 Total Project Cost: \$341,146
 Total Project Authorizations: \$0
 Total Parcels: 0

| Phase | Fund | Year | Federal | State | Other | Total |
|-------|---------|------|-----------|----------|-----------|-----------|
| CAP | Transit | 2026 | \$209,916 | \$13,115 | \$118,115 | \$341,146 |

Project: **T008091** Type Work: Intermodal
 Descp: FY 2027-BALDWIN COUNTY-SEC.5311-CAPITAL AND OPERATIONS
 Lanes: Exist. Prop. Length:
 Total Project Cost: \$341,146
 Total Project Authorizations: \$0
 Total Parcels: 0

| Phase | Fund | Year | Federal | State | Other | Total |
|-------|---------|------|-----------|----------|-----------|-----------|
| CAP | Transit | 2027 | \$209,916 | \$13,115 | \$118,115 | \$341,146 |

STATE TRANSPORTATION IMPROVEMENT PROGRAM

02/14/2023

DRAFT

Project: **T008355** Type Work: Intermodal
 Descp: FY 2025-MIDDLE GEORGIA RC-SEC.5311-MOBILITY MGMT
 Lanes: Exist. Prop. Length:

| Phase | Fund | Year | Federal | State | Other | Total |
|-------|---------|------|----------|---------|---------|----------|
| CAP | Transit | 2025 | \$48,000 | \$6,000 | \$6,000 | \$60,000 |

Total Project Cost: \$60,000
 Total Project Authorizations: \$0
 Total Parcels: 0

In Baldwin, Bibb, Crawford, Houston, Jones, Monroe, Peach, Pulaski, Putnam, Twiggs, Wilkinson County

Project: **T008356** Type Work: Intermodal
 Descp: FY 2026-MIDDLE GEORGIA RC-SEC.5311-MOBILITY MGMT
 Lanes: Exist. Prop. Length:

| Phase | Fund | Year | Federal | State | Other | Total |
|-------|---------|------|----------|---------|---------|----------|
| CAP | Transit | 2026 | \$48,000 | \$6,000 | \$6,000 | \$60,000 |

Total Project Cost: \$60,000
 Total Project Authorizations: \$0
 Total Parcels: 0

In Baldwin, Bibb, Crawford, Houston, Jones, Monroe, Peach, Pulaski, Putnam, Twiggs, Wilkinson County

Project: **T008357** Type Work: Intermodal
 Descp: FY 2027-MIDDLE GEORGIA RC-SEC.5311-MOBILITY MGMT
 Lanes: Exist. Prop. Length:

| Phase | Fund | Year | Federal | State | Other | Total |
|-------|---------|------|----------|---------|---------|----------|
| CAP | Transit | 2027 | \$48,000 | \$6,000 | \$6,000 | \$60,000 |

Total Project Cost: \$60,000
 Total Project Authorizations: \$0
 Total Parcels: 0

In Baldwin, Bibb, Crawford, Houston, Jones, Monroe, Peach, Pulaski, Putnam, Twiggs, Wilkinson County

Baldwin Totals Summary
 County Summary excludes lump sum projects

| Project P# | Year | Phase | Fund | Federal | State | Other | Total |
|------------|------|-------|---------|------------------|-----------------|------------------|--------------------|
| T007285 | 2024 | CAP | Transit | \$209,916 | \$13,115 | \$118,115 | \$341,146 |
| T007331 | 2024 | CAP | Transit | \$8,320 | \$0 | \$2,080 | \$10,400 |
| T008088 | 2025 | CAP | Transit | \$209,916 | \$13,115 | \$118,115 | \$341,146 |
| T008090 | 2026 | CAP | Transit | \$209,916 | \$13,115 | \$118,115 | \$341,146 |
| T008091 | 2027 | CAP | Transit | \$209,916 | \$13,115 | \$118,115 | \$341,146 |
| T008355 | 2025 | CAP | Transit | \$3,840 | \$480 | \$480 | \$4,800 |
| T008356 | 2026 | CAP | Transit | \$3,840 | \$480 | \$480 | \$4,800 |
| T008357 | 2027 | CAP | Transit | \$3,840 | \$480 | \$480 | \$4,800 |
| | | | | \$859,504 | \$53,900 | \$475,980 | \$1,389,384 |

Note: Cost estimates in this section show only the county’s portion of the project; If the totals are different from the list above it is an indication that the project is in multiple counties.



STATE TRANSPORTATION IMPROVEMENT PROGRAM

02/14/2023

DRAFT

Banks

Project: **0015608** Type Work: Replace Bridge
 Descp: CR 92/WRIGHTS MILL ROAD @ HUDSON RIVER 7.3 MI SE OF HOMER
 Lanes: Exist. 2 Prop. 2 Length: 0.26
 Total Project Cost: \$3,238,066
 Total Project Authorizations: \$1,425,000
 Total Parcels: 8
 Project Details: Replaces a structurally deficient substandard local system bridge.

| Phase | Fund | Year | Federal | State | Other | Total |
|-------|-------|------|-------------|-----------|----------|-------------|
| PE | STBG | 2019 | \$940,000 | \$235,000 | \$0 | \$1,175,000 |
| ROW | Local | 2019 | \$0 | \$0 | \$78,500 | \$78,500 |
| ROW | STBG | 2021 | \$137,200 | \$34,300 | \$0 | \$171,500 |
| CST | STBG | 2024 | \$1,391,025 | \$347,756 | \$0 | \$1,738,782 |
| UTL | STBG | 2024 | \$59,428 | \$14,857 | \$0 | \$74,285 |

Project: **0018222** Type Work: Replace Bridge
 Descp: CR 224/MOSS FARM ROAD @ MOUNTAIN CREEK 6 MI N OF HOMER
 Lanes: Exist. 2 Prop. 2 Length: 0.40
 Total Project Cost: \$1,535,000
 Total Project Authorizations: \$550,000
 Total Parcels: 0

| Phase | Fund | Year | Federal | State | Other | Total |
|-------|-------|------|-----------|-----------|----------|-----------|
| PE | STBG | 2023 | \$440,000 | \$110,000 | \$0 | \$550,000 |
| ROW | Local | 2025 | \$0 | \$0 | \$50,000 | \$50,000 |
| ROW | STBG | 2025 | \$220,000 | \$55,000 | \$0 | \$275,000 |
| CST | STBG | 2027 | \$480,000 | \$120,000 | \$0 | \$600,000 |
| UTL | STBG | 2027 | \$48,000 | \$12,000 | \$0 | \$60,000 |

Project: **0019109** Type Work: Replace Bridge
 Descp: CR 231/YONAH HOMER RD @ HUDSON RIVER TRIB 6.8 MI NW OF HOMER
 Lanes: Exist. 2 Prop. 2 Length: 0.40
 Total Project Cost: \$3,150,000
 Total Project Authorizations: \$0
 Total Parcels: 0

| Phase | Fund | Year | Federal | State | Other | Total |
|-------|------|------------|-------------|-----------|-------|-------------|
| PE | BFP | 2023 | \$420,000 | \$105,000 | \$0 | \$525,000 |
| PE | BFP | 2024 | \$460,000 | \$115,000 | \$0 | \$575,000 |
| ROW | STBG | 2026 | \$220,000 | \$55,000 | \$0 | \$275,000 |
| CST | STBG | After 2027 | \$1,380,000 | \$345,000 | \$0 | \$1,725,000 |
| UTL | STBG | After 2027 | \$40,000 | \$10,000 | \$0 | \$50,000 |

Project: **0019110** Type Work: Replace Bridge
 Descp: CR 231/YONAH HOMER RD @ HUDSON RIVER TRIB 6.4 MI NW OF HOMER
 Lanes: Exist. 2 Prop. 2 Length: 0.40
 Total Project Cost: \$2,625,000
 Total Project Authorizations: \$0
 Total Parcels: 0

| Phase | Fund | Year | Federal | State | Other | Total |
|-------|------|------------|-------------|-----------|-------|-------------|
| PE | BFP | 2023 | \$420,000 | \$105,000 | \$0 | \$525,000 |
| PE | BFP | 2024 | \$180,000 | \$45,000 | \$0 | \$225,000 |
| ROW | STBG | 2026 | \$220,000 | \$55,000 | \$0 | \$275,000 |
| CST | STBG | After 2027 | \$1,240,000 | \$310,000 | \$0 | \$1,550,000 |
| UTL | STBG | After 2027 | \$40,000 | \$10,000 | \$0 | \$50,000 |

Project: **0019111** Type Work: Replace Bridge
 Descp: CR 62/SIMS BRIDGE ROAD @ GROVE CREEK 8.1 MI SE OF HOMER
 Lanes: Exist. 2 Prop. 2 Length: 0.40
 Total Project Cost: \$3,975,000
 Total Project Authorizations: \$0
 Total Parcels: 0

| Phase | Fund | Year | Federal | State | Other | Total |
|-------|------|------------|-------------|-----------|-------|-------------|
| PE | BFP | 2023 | \$525,000 | \$0 | \$0 | \$525,000 |
| PE | BFP | 2024 | \$225,000 | \$0 | \$0 | \$225,000 |
| ROW | STBG | 2026 | \$220,000 | \$55,000 | \$0 | \$275,000 |
| CST | STBG | After 2027 | \$2,320,000 | \$580,000 | \$0 | \$2,900,000 |
| UTL | STBG | After 2027 | \$40,000 | \$10,000 | \$0 | \$50,000 |

STATE TRANSPORTATION IMPROVEMENT PROGRAM

02/14/2023

DRAFT

Project: **0019112** Type Work: Replace Bridge
 Descp: CR 63/DUNCAN ROAD @ HUDSON RIVER TRIB 9.9 MI SE OF HOMER
 Lanes: Exist. 2 Prop. 2 Length: 0.40
 Total Project Cost: \$2,300,000
 Total Project Authorizations: \$525,000
 Total Parcels: 0

| Phase | Fund | Year | Federal | State | Other | Total |
|-------|------|------------|-----------|-----------|-------|-------------|
| PE | BFP | 2023 | \$525,000 | \$0 | \$0 | \$525,000 |
| PE | BFP | 2024 | \$225,000 | \$0 | \$0 | \$225,000 |
| ROW | STBG | 2026 | \$220,000 | \$55,000 | \$0 | \$275,000 |
| CST | STBG | After 2027 | \$980,000 | \$245,000 | \$0 | \$1,225,000 |
| UTL | STBG | After 2027 | \$40,000 | \$10,000 | \$0 | \$50,000 |

Project: **T007286** Type Work: Intermodal
 Descp: FY 2024-BANKS COUNTY-SEC.5311-CAPITAL AND OPERATIONS
 Lanes: Exist. 0 Prop. 0 Length: 0.00
 Total Project Cost: \$202,738
 Total Project Authorizations: \$0
 Total Parcels: 0

| Phase | Fund | Year | Federal | State | Other | Total |
|-------|---------|------|-----------|---------|----------|-----------|
| CAP | Transit | 2024 | \$121,703 | \$6,778 | \$74,257 | \$202,738 |

Project: **T008095** Type Work: Intermodal
 Descp: FY 2025-BANKS COUNTY-SEC.5311-CAPITAL AND OPERATIONS
 Lanes: Exist. 0 Prop. 0 Length: 0.00
 Total Project Cost: \$202,738
 Total Project Authorizations: \$0
 Total Parcels: 0

| Phase | Fund | Year | Federal | State | Other | Total |
|-------|---------|------|-----------|---------|----------|-----------|
| CAP | Transit | 2025 | \$121,703 | \$6,778 | \$74,257 | \$202,738 |

Project: **T008096** Type Work: Intermodal
 Descp: FY 2026-BANKS COUNTY-SEC.5311-CAPITAL AND OPERATIONS
 Lanes: Exist. 0 Prop. 0 Length: 0.00
 Total Project Cost: \$202,738
 Total Project Authorizations: \$0
 Total Parcels: 0

| Phase | Fund | Year | Federal | State | Other | Total |
|-------|---------|------|-----------|---------|----------|-----------|
| CAP | Transit | 2026 | \$121,703 | \$6,778 | \$74,257 | \$202,738 |

Project: **T008097** Type Work: Intermodal
 Descp: FY 2027-BANKS COUNTY-SEC.5311-CAPITAL AND OPERATIONS
 Lanes: Exist. Prop. Length:
 Total Project Cost: \$202,738
 Total Project Authorizations: \$0
 Total Parcels: 0

| Phase | Fund | Year | Federal | State | Other | Total |
|-------|---------|------|-----------|---------|----------|-----------|
| CAP | Transit | 2027 | \$121,703 | \$6,778 | \$74,257 | \$202,738 |

STATE TRANSPORTATION IMPROVEMENT PROGRAM

02/14/2023

DRAFT

Banks Totals Summary

County Summary excludes lump sum projects

| Project P# | Year | Phase | Fund | Federal | State | Other | Total |
|-------------------|-------------|--------------|-------------|--------------------|------------------|------------------|--------------------|
| 0015608 | 2024 | CST | STBG | \$1,391,025 | \$347,756 | \$0 | \$1,738,782 |
| 0015608 | 2024 | UTL | STBG | \$59,428 | \$14,857 | \$0 | \$74,285 |
| 0018222 | 2025 | ROW | Local | \$0 | \$0 | \$50,000 | \$50,000 |
| 0018222 | 2025 | ROW | STBG | \$220,000 | \$55,000 | \$0 | \$275,000 |
| 0018222 | 2027 | CST | STBG | \$480,000 | \$120,000 | \$0 | \$600,000 |
| 0018222 | 2027 | UTL | STBG | \$48,000 | \$12,000 | \$0 | \$60,000 |
| 0019109 | 2024 | PE | BFP | \$460,000 | \$115,000 | \$0 | \$575,000 |
| 0019109 | 2026 | ROW | STBG | \$220,000 | \$55,000 | \$0 | \$275,000 |
| 0019110 | 2024 | PE | BFP | \$180,000 | \$45,000 | \$0 | \$225,000 |
| 0019110 | 2026 | ROW | STBG | \$220,000 | \$55,000 | \$0 | \$275,000 |
| 0019111 | 2024 | PE | BFP | \$225,000 | \$0 | \$0 | \$225,000 |
| 0019111 | 2026 | ROW | STBG | \$220,000 | \$55,000 | \$0 | \$275,000 |
| 0019112 | 2024 | PE | BFP | \$225,000 | \$0 | \$0 | \$225,000 |
| 0019112 | 2026 | ROW | STBG | \$220,000 | \$55,000 | \$0 | \$275,000 |
| T007286 | 2024 | CAP | Transit | \$121,703 | \$6,778 | \$74,257 | \$202,738 |
| T008095 | 2025 | CAP | Transit | \$121,703 | \$6,778 | \$74,257 | \$202,738 |
| T008096 | 2026 | CAP | Transit | \$121,703 | \$6,778 | \$74,257 | \$202,738 |
| T008097 | 2027 | CAP | Transit | \$121,703 | \$6,778 | \$74,257 | \$202,738 |
| | | | | \$4,655,265 | \$956,725 | \$347,028 | \$5,959,018 |

Note: Cost estimates in this section show only the county’s portion of the project; If the totals are different from the list above it is an indication that the project is in multiple counties.



STATE TRANSPORTATION IMPROVEMENT PROGRAM

02/14/2023

DRAFT

Barrow

Project: **0013910** Type Work: Interchange
 Descp: SR 8/SR 316 @ CR 329/BARBER CREEK ROAD
 Lanes: Exist. 4 Prop. 4 Length: 0.60

Total Project Cost: \$94,436,777
 Total Project Authorizations: \$6,507,416
 Total Parcels: 0

| Phase | Fund | Year | Federal | State | Other | Total |
|-------|------|------|--------------|-------------|-------|--------------|
| PE | NHPP | 2022 | \$1,831,104 | \$457,776 | \$0 | \$2,288,880 |
| PE | NHPP | 2023 | \$432,973 | \$108,243 | \$0 | \$541,216 |
| PE | NHPP | 2023 | \$1,782,829 | \$445,707 | \$0 | \$2,228,536 |
| ROW | NHPP | 2022 | \$392,000 | \$98,000 | \$0 | \$490,000 |
| ROW | NHPP | 2023 | \$6,728,908 | \$1,682,227 | \$0 | \$8,411,135 |
| CST | NHPP | 2024 | \$8,297,173 | \$2,074,293 | \$0 | \$10,371,466 |
| CST | NHPP | 2025 | \$24,633,488 | \$6,158,372 | \$0 | \$30,791,860 |
| CST | NHPP | 2026 | \$21,953,774 | \$5,488,444 | \$0 | \$27,442,218 |
| CST | NHPP | 2027 | \$8,297,173 | \$2,074,293 | \$0 | \$10,371,466 |

Barrow Totals Summary
 County Summary excludes lump sum projects

| Project P# | Year | Phase | Fund | Federal | State | Other | Total |
|------------|------|-------|------|---------------------|---------------------|------------|---------------------|
| 0013910 | 2024 | CST | NHPP | \$8,297,173 | \$2,074,293 | \$0 | \$10,371,466 |
| 0013910 | 2025 | CST | NHPP | \$24,633,488 | \$6,158,372 | \$0 | \$30,791,860 |
| 0013910 | 2026 | CST | NHPP | \$21,953,774 | \$5,488,444 | \$0 | \$27,442,218 |
| 0013910 | 2027 | CST | NHPP | \$8,297,173 | \$2,074,293 | \$0 | \$10,371,466 |
| | | | | \$63,181,608 | \$15,795,402 | \$0 | \$78,977,010 |

Note: Cost estimates in this section show only the county’s portion of the project; If the totals are different from the list above it is an indication that the project is in multiple counties.



STATE TRANSPORTATION IMPROVEMENT PROGRAM

02/14/2023

DRAFT

Ben Hill

Project: **T007288** Type Work: Intermodal
 Descp: FY 2024-BEN HILL COUNTY-SEC.5311-CAPITAL AND OPERATIONS
 Lanes: Exist. 0 Prop. 0 Length: 0.00

| Phase | Fund | Year | Federal | State | Other | Total |
|-------|---------|------|-----------|-------|----------|-----------|
| CAP | Transit | 2024 | \$340,722 | \$0 | \$85,180 | \$425,902 |

Total Project Cost: \$425,902
 Total Project Authorizations: \$0
 Total Parcels: 0

Ben Hill Totals Summary
 County Summary excludes lump sum projects

| Project P# | Year | Phase | Fund | Federal | State | Other | Total |
|------------|------|-------|---------|------------------|------------|-----------------|------------------|
| T007288 | 2024 | CAP | Transit | \$340,722 | \$0 | \$85,180 | \$425,902 |
| | | | | \$340,722 | \$0 | \$85,180 | \$425,902 |

Note: Cost estimates in this section show only the county’s portion of the project; If the totals are different from the list above it is an indication that the project is in multiple counties.



STATE TRANSPORTATION IMPROVEMENT PROGRAM

02/14/2023

DRAFT

Berrien

Project: **0019074** Type Work: Replace Bridge
 Descp: CR 498/ALLENVILLE ROAD @ CAT CREEK
 Lanes: Exist. 2 Prop. 2 Length: 0.40

Total Project Cost: \$2,485,000
 Total Project Authorizations: \$750,000
 Total Parcels: 5

| Phase | Fund | Year | Federal | State | Other | Total |
|-------|------|------------|-------------|-----------|-------|-------------|
| PE | STBG | 2023 | \$600,000 | \$150,000 | \$0 | \$750,000 |
| ROW | STBG | 2026 | \$220,000 | \$55,000 | \$0 | \$275,000 |
| CST | STBG | After 2027 | \$1,120,000 | \$280,000 | \$0 | \$1,400,000 |
| UTL | STBG | After 2027 | \$48,000 | \$12,000 | \$0 | \$60,000 |

Project: **0019075** Type Work: Replace Bridge
 Descp: CR 234/SAINT LUKE CHURCH ROAD @ WILLACHOOCHEE RIVER
 Lanes: Exist. 2 Prop. 2 Length: 0.20

Total Project Cost: \$3,385,000
 Total Project Authorizations: \$750,000
 Total Parcels: 5

| Phase | Fund | Year | Federal | State | Other | Total |
|-------|------|------------|-------------|-----------|-------|-------------|
| PE | STBG | 2023 | \$600,000 | \$150,000 | \$0 | \$750,000 |
| ROW | STBG | 2026 | \$220,000 | \$55,000 | \$0 | \$275,000 |
| CST | STBG | After 2027 | \$1,840,000 | \$460,000 | \$0 | \$2,300,000 |
| UTL | STBG | After 2027 | \$48,000 | \$12,000 | \$0 | \$60,000 |

Project: **0019076** Type Work: Replace Bridge
 Descp: CR 362/MCMILLAN ROAD @ CYPRESS CREEK
 Lanes: Exist. 2 Prop. 2 Length: 0.40

Total Project Cost: \$3,435,000
 Total Project Authorizations: \$800,000
 Total Parcels: 5

| Phase | Fund | Year | Federal | State | Other | Total |
|-------|------|------------|-------------|-----------|-------|-------------|
| PE | STBG | 2023 | \$640,000 | \$160,000 | \$0 | \$800,000 |
| ROW | STBG | 2026 | \$300,000 | \$75,000 | \$0 | \$375,000 |
| CST | STBG | After 2027 | \$1,760,000 | \$440,000 | \$0 | \$2,200,000 |
| UTL | STBG | After 2027 | \$48,000 | \$12,000 | \$0 | \$60,000 |

Project: **T007289** Type Work: Intermodal
 Descp: FY 2024-BERRIEN COUNTY-SEC.5311-CAPITAL AND OPERATIONS
 Lanes: Exist. 0 Prop. 0 Length: 0.00

Total Project Cost: \$108,970
 Total Project Authorizations: \$0
 Total Parcels: 0

| Phase | Fund | Year | Federal | State | Other | Total |
|-------|---------|------|----------|-------|----------|-----------|
| CAP | Transit | 2024 | \$87,176 | \$0 | \$21,794 | \$108,970 |

Berrien Totals Summary
 County Summary excludes lump sum projects

| Project P# | Year | Phase | Fund | Federal | State | Other | Total |
|------------|------|-------|---------|------------------|------------------|-----------------|--------------------|
| 0019074 | 2026 | ROW | STBG | \$220,000 | \$55,000 | \$0 | \$275,000 |
| 0019075 | 2026 | ROW | STBG | \$220,000 | \$55,000 | \$0 | \$275,000 |
| 0019076 | 2026 | ROW | STBG | \$300,000 | \$75,000 | \$0 | \$375,000 |
| T007289 | 2024 | CAP | Transit | \$87,176 | \$0 | \$21,794 | \$108,970 |
| | | | | \$827,176 | \$185,000 | \$21,794 | \$1,033,970 |

Note: Cost estimates in this section show only the county’s portion of the project; If the totals are different from the list above it is an indication that the project is in multiple counties.



STATE TRANSPORTATION IMPROVEMENT PROGRAM

02/14/2023

DRAFT

Bleckley

Project: **T007290** Type Work: Intermodal
 Descp: FY 2024-BLECKLEY COUNTY-SEC.5311-CAPITAL AND OPERATIONS
 Lanes: Exist. 0 Prop. 0 Length: 0.00
 Total Project Cost: \$267,182
 Total Project Authorizations: \$0
 Total Parcels: 0

| Phase | Fund | Year | Federal | State | Other | Total |
|-------|---------|------|-----------|----------|----------|-----------|
| CAP | Transit | 2024 | \$170,372 | \$12,260 | \$84,550 | \$267,182 |

Project: **T008120** Type Work: Intermodal
 Descp: FY 2025-BLECKLEY COUNTY-SEC.5311-CAPITAL AND OPERATIONS
 Lanes: Exist. Prop. Length:
 Total Project Cost: \$267,182
 Total Project Authorizations: \$0
 Total Parcels: 0

| Phase | Fund | Year | Federal | State | Other | Total |
|-------|---------|------|-----------|----------|----------|-----------|
| CAP | Transit | 2025 | \$170,372 | \$12,260 | \$84,550 | \$267,182 |

Project: **T008123** Type Work: Intermodal
 Descp: FY 2026-BLECKLEY COUNTY-SEC.5311-CAPITAL AND OPERATIONS
 Lanes: Exist. Prop. Length:
 Total Project Cost: \$267,182
 Total Project Authorizations: \$0
 Total Parcels: 0

| Phase | Fund | Year | Federal | State | Other | Total |
|-------|---------|------|-----------|----------|----------|-----------|
| CAP | Transit | 2026 | \$170,372 | \$12,260 | \$84,550 | \$267,182 |

Project: **T008136** Type Work: Intermodal
 Descp: FY 2027-BLECKLEY COUNTY-SEC.5311-CAPITAL AND OPERATIONS
 Lanes: Exist. Prop. Length:
 Total Project Cost: \$267,182
 Total Project Authorizations: \$0
 Total Parcels: 0

| Phase | Fund | Year | Federal | State | Other | Total |
|-------|---------|------|-----------|----------|----------|-----------|
| CAP | Transit | 2027 | \$170,372 | \$12,260 | \$84,550 | \$267,182 |

Bleckley Totals Summary
 County Summary excludes lump sum projects

| Project P# | Year | Phase | Fund | Federal | State | Other | Total |
|------------|------|-------|---------|------------------|-----------------|------------------|--------------------|
| T007290 | 2024 | CAP | Transit | \$170,372 | \$12,260 | \$84,550 | \$267,182 |
| T008120 | 2025 | CAP | Transit | \$170,372 | \$12,260 | \$84,550 | \$267,182 |
| T008123 | 2026 | CAP | Transit | \$170,372 | \$12,260 | \$84,550 | \$267,182 |
| T008136 | 2027 | CAP | Transit | \$170,372 | \$12,260 | \$84,550 | \$267,182 |
| | | | | \$681,488 | \$49,040 | \$338,200 | \$1,068,728 |

Note: Cost estimates in this section show only the county’s portion of the project; If the totals are different from the list above it is an indication that the project is in multiple counties.



STATE TRANSPORTATION IMPROVEMENT PROGRAM

02/14/2023

DRAFT

Brantley

Project: **0015660** Type Work: Replace Bridge
 Descp: CR 122/HUMPBACK RD @ LITTLE SATILLA RIVER 6 MI N OF NAHUNTA
 Lanes: Exist. 2 Prop. 2 Length: 0.15

| Phase | Fund | Year | Federal | State | Other | Total |
|-------|-------|------|-------------|-----------|----------|-------------|
| PE | STBG | 2019 | \$606,754 | \$151,689 | \$0 | \$758,443 |
| ROW | Local | 2018 | \$0 | \$0 | \$56,500 | \$56,500 |
| ROW | STBG | 2023 | \$45,200 | \$11,300 | \$0 | \$56,500 |
| CST | STBG | 2024 | \$1,681,888 | \$420,472 | \$0 | \$2,102,360 |

Total Project Cost: \$2,973,803
 Total Project Authorizations: \$814,943
 Total Parcels: 2
 Project Details: Replaces a structurally deficient substandard local system bridge.

Project: **T007291** Type Work: Intermodal
 Descp: FY 2024-BRANTLEY COUNTY-SEC.5311-CAPITAL AND OPERATIONS
 Lanes: Exist. 0 Prop. 0 Length: 0.00

| Phase | Fund | Year | Federal | State | Other | Total |
|-------|---------|------|----------|-------|----------|----------|
| CAP | Transit | 2024 | \$52,998 | \$0 | \$13,250 | \$66,248 |

Total Project Cost: \$66,248
 Total Project Authorizations: \$0
 Total Parcels: 0

Brantley Totals Summary
 County Summary excludes lump sum projects

| Project P# | Year | Phase | Fund | Federal | State | Other | Total |
|------------|------|-------|---------|--------------------|------------------|-----------------|--------------------|
| 0015660 | 2024 | CST | STBG | \$1,681,888 | \$420,472 | \$0 | \$2,102,360 |
| T007291 | 2024 | CAP | Transit | \$52,998 | \$0 | \$13,250 | \$66,248 |
| | | | | \$1,734,886 | \$420,472 | \$13,250 | \$2,168,608 |

Note: Cost estimates in this section show only the county’s portion of the project; If the totals are different from the list above it is an indication that the project is in multiple counties.



STATE TRANSPORTATION IMPROVEMENT PROGRAM

02/14/2023

DRAFT

Brooks

Project: **0013714** Type Work: Replace Bridge
 Descp: SR 76/SR 333 @ CS 834/CRAWFORD ST & CSX #636942L IN QUITMAN
 Lanes: Exist. 4 Prop. 4 Length: 0.38

Total Project Cost: \$19,342,084
 Total Project Authorizations: \$3,462,995
 Total Parcels: 31
 Project Details: Replaces a substandard deteriorated bridge.

| Phase | Fund | Year | Federal | State | Other | Total |
|-------|---------|------|--------------|-------------|-------|--------------|
| PE | STBG | 2016 | \$212,000 | \$53,000 | \$0 | \$265,000 |
| PE | STP | 2016 | \$1,974,396 | \$493,599 | \$0 | \$2,467,995 |
| ROW | PROTECT | 2022 | \$584,000 | \$146,000 | \$0 | \$730,000 |
| CST | PROTECT | 2027 | \$12,703,271 | \$3,175,818 | \$0 | \$15,879,089 |

Project: **0015603** Type Work: Replace Bridge
 Descp: CR 245/OLD MADISON ROAD @ PISCOLA CREEK 3.5 MI SE OF QUITMAN
 Lanes: Exist. 2 Prop. 2 Length: 0.30

Total Project Cost: \$4,603,475
 Total Project Authorizations: \$1,374,000
 Total Parcels: 5
 Project Details: Replaces a structurally deficient substandard bridge.

| Phase | Fund | Year | Federal | State | Other | Total |
|-------|-------|------|-------------|-----------|----------|-------------|
| PE | STBG | 2019 | \$256,000 | \$64,000 | \$0 | \$320,000 |
| PE | STBG | 2019 | \$707,200 | \$176,800 | \$0 | \$884,000 |
| ROW | Local | 2018 | \$0 | \$0 | \$84,000 | \$84,000 |
| ROW | STBG | 2022 | \$68,800 | \$17,200 | \$0 | \$86,000 |
| CST | STBG | 2024 | \$2,583,580 | \$645,895 | \$0 | \$3,229,475 |

Project: **0018223** Type Work: Replace Bridge
 Descp: CR 279/COFFEE ROAD @ LITTLE CREEK 8 MI W OF MORVEN
 Lanes: Exist. 2 Prop. 2 Length: 0.41

Total Project Cost: \$4,835,000
 Total Project Authorizations: \$750,000
 Total Parcels: 0

| Phase | Fund | Year | Federal | State | Other | Total |
|-------|-------|------|-------------|-----------|----------|-------------|
| PE | STBG | 2023 | \$600,000 | \$150,000 | \$0 | \$750,000 |
| ROW | BFP | 2025 | \$220,000 | \$55,000 | \$0 | \$275,000 |
| ROW | Local | 2025 | \$0 | \$0 | \$50,000 | \$50,000 |
| CST | BFP | 2027 | \$2,960,000 | \$740,000 | \$0 | \$3,700,000 |
| UTL | BFP | 2027 | \$48,000 | \$12,000 | \$0 | \$60,000 |

Project: **0018224** Type Work: Replace Bridge
 Descp: CR 280/LAWSON POND RD @ LITTLE RIVER TRIB 3 MI NE OF MORVEN
 Lanes: Exist. 2 Prop. 2 Length: 0.46

Total Project Cost: \$5,335,000
 Total Project Authorizations: \$750,000
 Total Parcels: 0

| Phase | Fund | Year | Federal | State | Other | Total |
|-------|-------|------|-------------|-----------|----------|-------------|
| PE | STBG | 2023 | \$600,000 | \$150,000 | \$0 | \$750,000 |
| ROW | Local | 2025 | \$0 | \$0 | \$50,000 | \$50,000 |
| ROW | BFP | 2025 | \$220,000 | \$55,000 | \$0 | \$275,000 |
| CST | BFP | 2027 | \$3,360,000 | \$840,000 | \$0 | \$4,200,000 |
| UTL | BFP | 2027 | \$48,000 | \$12,000 | \$0 | \$60,000 |

Project: **0019125** Type Work: Replace Bridge
 Descp: CS 650/PARK STREET @ JONES CREEK TRIB
 Lanes: Exist. 2 Prop. 2 Length: 0.20

Total Project Cost: \$1,875,000
 Total Project Authorizations: \$385,000
 Total Parcels: 0

| Phase | Fund | Year | Federal | State | Other | Total |
|-------|------|------------|-----------|-----------|-------|-------------|
| PE | STBG | 2023 | \$308,000 | \$77,000 | \$0 | \$385,000 |
| PE | BFP | 2024 | \$165,000 | \$0 | \$0 | \$165,000 |
| ROW | STBG | 2026 | \$220,000 | \$55,000 | \$0 | \$275,000 |
| CST | STBG | After 2027 | \$800,000 | \$200,000 | \$0 | \$1,000,000 |
| UTL | STBG | After 2027 | \$40,000 | \$10,000 | \$0 | \$50,000 |

STATE TRANSPORTATION IMPROVEMENT PROGRAM

02/14/2023

DRAFT

Project: **T007292** Type Work: Intermodal
 Descp: FY 2024-BROOKS COUNTY-SEC.5311-CAPITAL AND OPERATIONS

| Phase | Fund | Year | Federal | State | Other | Total |
|-------|---------|------|-----------|-------|----------|-----------|
| CAP | Transit | 2024 | \$225,030 | \$0 | \$56,258 | \$281,288 |

Lanes: Exist. 0 Prop. 0 Length: 0.00

Total Project Cost: \$281,288
 Total Project Authorizations: \$0
 Total Parcels: 0

Brooks Totals Summary
 County Summary excludes lump sum projects

| Project P# | Year | Phase | Fund | Federal | State | Other | Total |
|------------|------|-------|---------|---------------------|--------------------|------------------|---------------------|
| 0013714 | 2027 | CST | PROTECT | \$12,703,271 | \$3,175,818 | \$0 | \$15,879,089 |
| 0015603 | 2024 | CST | STBG | \$2,583,580 | \$645,895 | \$0 | \$3,229,475 |
| 0018223 | 2025 | ROW | BFP | \$220,000 | \$55,000 | \$0 | \$275,000 |
| 0018223 | 2025 | ROW | Local | \$0 | \$0 | \$50,000 | \$50,000 |
| 0018223 | 2027 | CST | BFP | \$2,960,000 | \$740,000 | \$0 | \$3,700,000 |
| 0018223 | 2027 | UTL | BFP | \$48,000 | \$12,000 | \$0 | \$60,000 |
| 0018224 | 2025 | ROW | BFP | \$220,000 | \$55,000 | \$0 | \$275,000 |
| 0018224 | 2025 | ROW | Local | \$0 | \$0 | \$50,000 | \$50,000 |
| 0018224 | 2027 | CST | BFP | \$3,360,000 | \$840,000 | \$0 | \$4,200,000 |
| 0018224 | 2027 | UTL | BFP | \$48,000 | \$12,000 | \$0 | \$60,000 |
| 0019125 | 2024 | PE | BFP | \$165,000 | \$0 | \$0 | \$165,000 |
| 0019125 | 2026 | ROW | STBG | \$220,000 | \$55,000 | \$0 | \$275,000 |
| T007292 | 2024 | CAP | Transit | \$225,030 | \$0 | \$56,258 | \$281,288 |
| | | | | \$22,752,881 | \$5,590,713 | \$156,258 | \$28,499,852 |

Note: Cost estimates in this section show only the county’s portion of the project; If the totals are different from the list above it is an indication that the project is in multiple counties.



STATE TRANSPORTATION IMPROVEMENT PROGRAM

02/14/2023

DRAFT

Bryan

Project: **0016507** Type Work: Replace Bridge
 Descp: I-16 @ CR 12/OLIVE BRANCH ROAD 9.1 MI NE OF PEMBROKE
 Lanes: Exist. 4 Prop. 4 Length: 0.30
 Total Project Cost: \$6,442,321
 Total Project Authorizations: \$940,000
 Total Parcels: 4

| Phase | Fund | Year | Federal | State | Other | Total |
|-------|------|------|-------------|-------------|-------|-------------|
| PE | NHPP | 2020 | \$752,000 | \$188,000 | \$0 | \$940,000 |
| ROW | NHPP | 2024 | \$150,650 | \$37,662 | \$0 | \$188,312 |
| CST | NHPP | 2026 | \$4,251,207 | \$1,062,802 | \$0 | \$5,314,009 |

Project: **0019359** Type Work: Bridges
 Descp: SR 144 SPUR @ OGEECHEE RIVER
 Lanes: Exist. 2 Prop. 2 Length: 0.40
 Total Project Cost: \$10,075,000
 Total Project Authorizations: \$0
 Total Parcels: 0

| Phase | Fund | Year | Federal | State | Other | Total |
|-------|---------|------|-------------|-------------|-------|-------------|
| PE | PROTECT | 2023 | \$1,200,000 | \$300,000 | \$0 | \$1,500,000 |
| ROW | PROTECT | 2025 | \$60,000 | \$15,000 | \$0 | \$75,000 |
| CST | PROTECT | 2026 | \$6,800,000 | \$1,700,000 | \$0 | \$8,500,000 |

Project: **T007303** Type Work: Intermodal
 Descp: FY 2024-COASTAL RC-SEC.5311-CAPITAL AND OPERATIONS
 Lanes: Exist. 0 Prop. 0 Length: 0.00
 Total Project Cost: \$4,918,395
 Total Project Authorizations: \$0
 Total Parcels: 0

| Phase | Fund | Year | Federal | State | Other | Total |
|-------|---------|------|-------------|----------|-------------|-------------|
| CAP | Transit | 2024 | \$2,614,936 | \$51,913 | \$2,251,546 | \$4,918,395 |

In Bryan, Bulloch, Camden, Chatham, Effingham, Glynn, Liberty, Long, McIntosh, Screven County

Project: **T008226** Type Work: Intermodal
 Descp: FY 2025-COASTAL RC-SEC.5311-CAPITAL AND OPERATIONS
 Lanes: Exist. Prop. Length:
 Total Project Cost: \$4,918,395
 Total Project Authorizations: \$0
 Total Parcels: 0

| Phase | Fund | Year | Federal | State | Other | Total |
|-------|---------|------|-------------|----------|-------------|-------------|
| CAP | Transit | 2025 | \$2,614,936 | \$51,913 | \$2,251,546 | \$4,918,395 |

In Bryan, Bulloch, Camden, Chatham, Effingham, Glynn, Liberty, Long, McIntosh, Screven County

Project: **T008230** Type Work: Intermodal
 Descp: FY 2026-COASTAL RC-SEC.5311-CAPITAL AND OPERATIONS
 Lanes: Exist. Prop. Length:
 Total Project Cost: \$4,918,395
 Total Project Authorizations: \$0
 Total Parcels: 0

| Phase | Fund | Year | Federal | State | Other | Total |
|-------|---------|------|-------------|----------|-------------|-------------|
| CAP | Transit | 2026 | \$2,614,936 | \$51,913 | \$2,251,546 | \$4,918,395 |

In Bryan, Bulloch, Camden, Chatham, Effingham, Glynn, Liberty, Long, McIntosh, Screven County

STATE TRANSPORTATION IMPROVEMENT PROGRAM

02/14/2023

DRAFT

Project: **T008245** Type Work: Intermodal
 Descp: FY 2027-COASTAL RC-SEC.5311-CAPITAL AND OPERATIONS
 Lanes: Exist. Prop. Length:

| Phase | Fund | Year | Federal | State | Other | Total |
|-------|---------|------|-------------|----------|-------------|-------------|
| CAP | Transit | 2027 | \$2,614,936 | \$51,913 | \$2,251,546 | \$4,918,395 |

Total Project Cost: \$4,918,395
 Total Project Authorizations: \$0
 Total Parcels: 0

In Bryan, Bulloch, Camden, Chatham, Effingham, Glynn, Liberty, McIntosh, Screven County

Bryan Totals Summary

County Summary excludes lump sum projects

| Project Pl# | Year | Phase | Fund | Federal | State | Other | Total |
|-------------|------|-------|---------|---------------------|--------------------|------------------|---------------------|
| 0016507 | 2024 | ROW | NHPP | \$150,650 | \$37,662 | \$0 | \$188,312 |
| 0016507 | 2026 | CST | NHPP | \$4,251,207 | \$1,062,802 | \$0 | \$5,314,009 |
| 0019359 | 2025 | ROW | PROTECT | \$60,000 | \$15,000 | \$0 | \$75,000 |
| 0019359 | 2026 | CST | PROTECT | \$6,800,000 | \$1,700,000 | \$0 | \$8,500,000 |
| T007303 | 2024 | CAP | Transit | \$261,494 | \$5,191 | \$225,155 | \$491,840 |
| T008226 | 2025 | CAP | Transit | \$261,494 | \$5,191 | \$225,155 | \$491,840 |
| T008230 | 2026 | CAP | Transit | \$261,494 | \$5,191 | \$225,155 | \$491,840 |
| T008245 | 2027 | CAP | Transit | \$261,494 | \$5,191 | \$225,155 | \$491,840 |
| | | | | \$12,307,831 | \$2,836,229 | \$900,618 | \$16,044,679 |

Note: Cost estimates in this section show only the county's portion of the project; If the totals are different from the list above it is an indication that the project is in multiple counties.



STATE TRANSPORTATION IMPROVEMENT PROGRAM

02/14/2023

DRAFT

Bulloch

Project: **0013804** Type Work: Replace Bridge
 Descp: SR 119 @ OGEECHEE RIVER & OVERFLOW 13.6 MI SE OF BROOKLET
 Lanes: Exist. 2 Prop. 2 Length: 1.20

Total Project Cost: \$17,995,661
 Total Project Authorizations: \$1,820,000
 Total Parcels: 4

| Phase | Fund | Year | Federal | State | Other | Total |
|-------|------|------|--------------|-------------|-------|--------------|
| PE | STBG | 2016 | \$1,360,000 | \$340,000 | \$0 | \$1,700,000 |
| ROW | STBG | 2021 | \$96,000 | \$24,000 | \$0 | \$120,000 |
| CST | STBG | 2024 | \$12,940,529 | \$3,235,132 | \$0 | \$16,175,661 |

In Bulloch, Effingham County

Project: **0015605** Type Work: Replace Bridge
 Descp: CR 927/OLD HWY 46 @ ASH BRANCH 11.6 MI SE OF BROOKLET
 Lanes: Exist. 2 Prop. 2 Length: 0.19

Total Project Cost: \$2,589,000
 Total Project Authorizations: \$1,039,000
 Total Parcels: 4

Project Details: Replaces a structurally deficient substandard bridge.

| Phase | Fund | Year | Federal | State | Other | Total |
|-------|---------|------|-------------|-----------|----------|-------------|
| PE | STBG | 2019 | \$724,000 | \$181,000 | \$0 | \$905,000 |
| ROW | Local | 2019 | \$0 | \$0 | \$79,000 | \$79,000 |
| ROW | STBG | 2021 | \$44,000 | \$11,000 | \$0 | \$55,000 |
| CST | PROTECT | 2024 | \$1,200,000 | \$300,000 | \$0 | \$1,500,000 |
| UTL | STBG | 2024 | \$40,000 | \$10,000 | \$0 | \$50,000 |

Project: **0016464** Type Work: Roundabout
 Descp: SR 73/JUS 25 @ SR 67
 Lanes: Exist. 2 Prop. 2 Length: 0.60

Total Project Cost: \$6,140,000
 Total Project Authorizations: \$990,000
 Total Parcels: 10

| Phase | Fund | Year | Federal | State | Other | Total |
|-------|-------|------|-------------|-------|-------------|-------------|
| PE | HSIP | 2021 | \$990,000 | \$0 | \$0 | \$990,000 |
| ROW | Local | 2025 | \$0 | \$0 | \$1,500,000 | \$1,500,000 |
| ROW | HSIP | LUMP | \$500,000 | \$0 | \$0 | \$500,000 |
| CST | HSIP | LUMP | \$3,000,000 | \$0 | \$0 | \$3,000,000 |
| UTL | HSIP | LUMP | \$150,000 | \$0 | \$0 | \$150,000 |

Project: **0016604** Type Work: Replace Bridge
 Descp: CR 9/AKINS POND ROAD @ MILL CREEK
 Lanes: Exist. 2 Prop. 2 Length: 0.30

Total Project Cost: \$3,070,000
 Total Project Authorizations: \$840,000
 Total Parcels: 4

| Phase | Fund | Year | Federal | State | Other | Total |
|-------|-------|------|-------------|-----------|----------|-------------|
| PE | STBG | 2021 | \$672,000 | \$168,000 | \$0 | \$840,000 |
| ROW | Local | 2024 | \$0 | \$0 | \$50,000 | \$50,000 |
| ROW | STBG | 2024 | \$80,000 | \$20,000 | \$0 | \$100,000 |
| CST | STBG | 2026 | \$1,600,000 | \$400,000 | \$0 | \$2,000,000 |
| UTL | STBG | 2026 | \$64,000 | \$16,000 | \$0 | \$80,000 |

Project: **0017928** Type Work: Replace Bridge
 Descp: SR 26 @ LOTTS CREEK
 Lanes: Exist. 2 Prop. 2 Length: 0.40

Total Project Cost: \$5,300,000
 Total Project Authorizations: \$1,150,000
 Total Parcels: 8

| Phase | Fund | Year | Federal | State | Other | Total |
|-------|------|------------|-------------|-----------|-------|-------------|
| PE | STBG | 2022 | \$920,000 | \$230,000 | \$0 | \$1,150,000 |
| ROW | STBG | 2025 | \$240,000 | \$60,000 | \$0 | \$300,000 |
| CST | STBG | After 2027 | \$3,040,000 | \$760,000 | \$0 | \$3,800,000 |
| UTL | STBG | After 2027 | \$40,000 | \$10,000 | \$0 | \$50,000 |

STATE TRANSPORTATION IMPROVEMENT PROGRAM

02/14/2023

DRAFT

Project: **0019357** Type Work: Replace Bridge
 Descp: SR 67; SR 73 & CS 699/ZETTEROWER STREET @ LITTLE
 LOTS CREEK
 Lanes: Exist. 4 Prop. 4 Length: 0.50

| Phase | Fund | Year | Federal | State | Other | Total |
|-------|------|------|-------------|-------------|-------|-------------|
| PE | STBG | 2023 | \$16,000 | \$4,000 | \$0 | \$20,000 |
| CST | STBG | 2025 | \$4,800,000 | \$1,200,000 | \$0 | \$6,000,000 |
| UTL | STBG | 2025 | \$400,000 | \$100,000 | \$0 | \$500,000 |

Total Project Cost: \$6,520,000
 Total Project Authorizations: \$0
 Total Parcels: 0

Project: **T007303** Type Work: Intermodal
 Descp: FY 2024-COASTAL RC-SEC.5311-CAPITAL AND OPERATIONS
 Lanes: Exist. 0 Prop. 0 Length: 0.00

| Phase | Fund | Year | Federal | State | Other | Total |
|-------|---------|------|-------------|----------|-------------|-------------|
| CAP | Transit | 2024 | \$2,614,936 | \$51,913 | \$2,251,546 | \$4,918,395 |

Total Project Cost: \$4,918,395
 Total Project Authorizations: \$0
 Total Parcels: 0

In Bryan, Bulloch, Camden, Chatham, Effingham, Glynn, Liberty, Long, McIntosh, Screven County

Project: **T008226** Type Work: Intermodal
 Descp: FY 2025-COASTAL RC-SEC.5311-CAPITAL AND OPERATIONS
 Lanes: Exist. Prop. Length:

| Phase | Fund | Year | Federal | State | Other | Total |
|-------|---------|------|-------------|----------|-------------|-------------|
| CAP | Transit | 2025 | \$2,614,936 | \$51,913 | \$2,251,546 | \$4,918,395 |

Total Project Cost: \$4,918,395
 Total Project Authorizations: \$0
 Total Parcels: 0

In Bryan, Bulloch, Camden, Chatham, Effingham, Glynn, Liberty, Long, McIntosh, Screven County

Project: **T008230** Type Work: Intermodal
 Descp: FY 2026-COASTAL RC-SEC.5311-CAPITAL AND OPERATIONS
 Lanes: Exist. Prop. Length:

| Phase | Fund | Year | Federal | State | Other | Total |
|-------|---------|------|-------------|----------|-------------|-------------|
| CAP | Transit | 2026 | \$2,614,936 | \$51,913 | \$2,251,546 | \$4,918,395 |

Total Project Cost: \$4,918,395
 Total Project Authorizations: \$0
 Total Parcels: 0

In Bryan, Bulloch, Camden, Chatham, Effingham, Glynn, Liberty, Long, McIntosh, Screven County

Project: **T008245** Type Work: Intermodal
 Descp: FY 2027-COASTAL RC-SEC.5311-CAPITAL AND OPERATIONS
 Lanes: Exist. Prop. Length:

| Phase | Fund | Year | Federal | State | Other | Total |
|-------|---------|------|-------------|----------|-------------|-------------|
| CAP | Transit | 2027 | \$2,614,936 | \$51,913 | \$2,251,546 | \$4,918,395 |

Total Project Cost: \$4,918,395
 Total Project Authorizations: \$0
 Total Parcels: 0

In Bryan, Bulloch, Camden, Chatham, Effingham, Glynn, Liberty, McIntosh, Screven County

STATE TRANSPORTATION IMPROVEMENT PROGRAM

02/14/2023

DRAFT

Bulloch Totals Summary

County Summary excludes lump sum projects

| Project P# | Year | Phase | Fund | Federal | State | Other | Total |
|-------------------|-------------|--------------|-------------|---------------------|--------------------|--------------------|---------------------|
| 0013804 | 2024 | CST | STBG | \$8,023,128 | \$2,005,782 | \$0 | \$10,028,910 |
| 0015605 | 2024 | CST | PROTECT | \$1,200,000 | \$300,000 | \$0 | \$1,500,000 |
| 0015605 | 2024 | UTL | STBG | \$40,000 | \$10,000 | \$0 | \$50,000 |
| 0016464 | 2025 | ROW | Local | \$0 | \$0 | \$1,500,000 | \$1,500,000 |
| 0016604 | 2024 | ROW | Local | \$0 | \$0 | \$50,000 | \$50,000 |
| 0016604 | 2024 | ROW | STBG | \$80,000 | \$20,000 | \$0 | \$100,000 |
| 0016604 | 2026 | CST | STBG | \$1,600,000 | \$400,000 | \$0 | \$2,000,000 |
| 0016604 | 2026 | UTL | STBG | \$64,000 | \$16,000 | \$0 | \$80,000 |
| 0017928 | 2025 | ROW | STBG | \$240,000 | \$60,000 | \$0 | \$300,000 |
| 0019357 | 2025 | CST | STBG | \$4,800,000 | \$1,200,000 | \$0 | \$6,000,000 |
| 0019357 | 2025 | UTL | STBG | \$400,000 | \$100,000 | \$0 | \$500,000 |
| T007303 | 2024 | CAP | Transit | \$261,494 | \$5,191 | \$225,155 | \$491,840 |
| T008226 | 2025 | CAP | Transit | \$261,494 | \$5,191 | \$225,155 | \$491,840 |
| T008230 | 2026 | CAP | Transit | \$261,494 | \$5,191 | \$225,155 | \$491,840 |
| T008245 | 2027 | CAP | Transit | \$261,494 | \$5,191 | \$225,155 | \$491,840 |
| | | | | \$17,493,102 | \$4,132,547 | \$2,450,618 | \$24,076,268 |

Note: Cost estimates in this section show only the county’s portion of the project; If the totals are different from the list above it is an indication that the project is in multiple counties.



STATE TRANSPORTATION IMPROVEMENT PROGRAM

02/14/2023

DRAFT

Burke

Project: **0017929** Type Work: Replace Bridge
 Descp: SR 56 @ ROCKY CREEK
 Lanes: Exist. 2 Prop. 2 Length: 0.40

 Total Project Cost: \$4,925,000
 Total Project Authorizations: \$825,000
 Total Parcels: 8

| Phase | Fund | Year | Federal | State | Other | Total |
|-------|---------|------------|-------------|-----------|-------|-------------|
| PE | STBG | 2022 | \$660,000 | \$165,000 | \$0 | \$825,000 |
| ROW | PROTECT | 2026 | \$240,000 | \$60,000 | \$0 | \$300,000 |
| CST | STBG | After 2027 | \$3,040,000 | \$760,000 | \$0 | \$3,800,000 |

Project: **0019117** Type Work: Replace Bridge
 Descp: CR 457/THOMPSON BRIDGE RD @ BRIAR CREEK 8 MI E OF WAYNESBORO
 Lanes: Exist. 2 Prop. 2 Length: 0.40

 Total Project Cost: \$4,750,000
 Total Project Authorizations: \$525,000
 Total Parcels: 0

| Phase | Fund | Year | Federal | State | Other | Total |
|-------|------|------------|-------------|-----------|-------|-------------|
| PE | STBG | 2023 | \$420,000 | \$105,000 | \$0 | \$525,000 |
| PE | BFP | 2024 | \$180,000 | \$45,000 | \$0 | \$225,000 |
| ROW | STBG | 2026 | \$220,000 | \$55,000 | \$0 | \$275,000 |
| CST | STBG | After 2027 | \$2,940,000 | \$735,000 | \$0 | \$3,675,000 |
| UTL | STBG | After 2027 | \$40,000 | \$10,000 | \$0 | \$50,000 |

Project: **T007293** Type Work: Intermodal
 Descp: FY 2024-BURKE COUNTY-SEC.5311-CAPITAL AND OPERATIONS
 Lanes: Exist. 0 Prop. 0 Length: 0.00

 Total Project Cost: \$349,000
 Total Project Authorizations: \$0
 Total Parcels: 0

| Phase | Fund | Year | Federal | State | Other | Total |
|-------|---------|------|-----------|-------|-----------|-----------|
| CAP | Transit | 2024 | \$174,500 | \$0 | \$174,500 | \$349,000 |

Project: **T008142** Type Work: Intermodal
 Descp: FY 2025-BURKE COUNTY-SEC.5311-CAPITAL AND OPERATIONS
 Lanes: Exist. Prop. Length:

 Total Project Cost: \$349,000
 Total Project Authorizations: \$0
 Total Parcels: 0

| Phase | Fund | Year | Federal | State | Other | Total |
|-------|---------|------|-----------|-------|-----------|-----------|
| CAP | Transit | 2025 | \$174,500 | \$0 | \$174,500 | \$349,000 |

Project: **T008143** Type Work: Intermodal
 Descp: FY 2026-BURKE COUNTY-SEC.5311-CAPITAL AND OPERATIONS
 Lanes: Exist. Prop. Length:

 Total Project Cost: \$349,000
 Total Project Authorizations: \$0
 Total Parcels: 0

| Phase | Fund | Year | Federal | State | Other | Total |
|-------|---------|------|-----------|-------|-----------|-----------|
| CAP | Transit | 2026 | \$174,500 | \$0 | \$174,500 | \$349,000 |

Project: **T008144** Type Work: Intermodal
 Descp: FY 2027-BURKE COUNTY-SEC.5311-CAPITAL AND OPERATIONS
 Lanes: Exist. Prop. Length:

 Total Project Cost: \$349,000
 Total Project Authorizations: \$0
 Total Parcels: 0

| Phase | Fund | Year | Federal | State | Other | Total |
|-------|---------|------|-----------|-------|-----------|-----------|
| CAP | Transit | 2027 | \$174,500 | \$0 | \$174,500 | \$349,000 |

STATE TRANSPORTATION IMPROVEMENT PROGRAM

02/14/2023

DRAFT

Burke Totals Summary

County Summary excludes lump sum projects

| Project P# | Year | Phase | Fund | Federal | State | Other | Total |
|-------------------|-------------|--------------|-------------|--------------------|------------------|------------------|--------------------|
| 0017929 | 2026 | ROW | PROTECT | \$240,000 | \$60,000 | \$0 | \$300,000 |
| 0019117 | 2024 | PE | BFP | \$180,000 | \$45,000 | \$0 | \$225,000 |
| 0019117 | 2026 | ROW | STBG | \$220,000 | \$55,000 | \$0 | \$275,000 |
| T007293 | 2024 | CAP | Transit | \$174,500 | \$0 | \$174,500 | \$349,000 |
| T008142 | 2025 | CAP | Transit | \$174,500 | \$0 | \$174,500 | \$349,000 |
| T008143 | 2026 | CAP | Transit | \$174,500 | \$0 | \$174,500 | \$349,000 |
| T008144 | 2027 | CAP | Transit | \$174,500 | \$0 | \$174,500 | \$349,000 |
| | | | | \$1,338,000 | \$160,000 | \$698,000 | \$2,196,000 |

Note: Cost estimates in this section show only the county’s portion of the project; If the totals are different from the list above it is an indication that the project is in multiple counties.



STATE TRANSPORTATION IMPROVEMENT PROGRAM

02/14/2023

DRAFT

Butts

Project: **0016126** Type Work: Replace Bridge
 Descp: SR 36 @ BIG SANDY CREEK 3.8 MI SW OF JACKSON
 Lanes: Exist. 2 Prop. 2 Length: 0.09

 Total Project Cost: \$2,822,367
 Total Project Authorizations: \$1,158,000
 Total Parcels: 4

| Phase | Fund | Year | Federal | State | Other | Total |
|-------|------|------|-------------|-----------|-------|-------------|
| PE | STBG | 2019 | \$926,400 | \$231,600 | \$0 | \$1,158,000 |
| ROW | STBG | 2023 | \$146,880 | \$36,720 | \$0 | \$183,600 |
| CST | STBG | 2026 | \$1,125,729 | \$281,432 | \$0 | \$1,407,162 |
| UTL | STBG | 2026 | \$58,884 | \$14,721 | \$0 | \$73,605 |

Project: **0016127** Type Work: Replace Bridge
 Descp: SR 36 @ NORRIS CREEK 3.2 MI SW OF JACKSON
 Lanes: Exist. 2 Prop. 2 Length: 0.09

 Total Project Cost: \$2,788,039
 Total Project Authorizations: \$1,130,000
 Total Parcels: 4

| Phase | Fund | Year | Federal | State | Other | Total |
|-------|------|------|-------------|-----------|-------|-------------|
| PE | STBG | 2019 | \$904,000 | \$226,000 | \$0 | \$1,130,000 |
| ROW | STBG | 2023 | \$119,952 | \$29,988 | \$0 | \$149,940 |
| CST | STBG | 2026 | \$1,125,729 | \$281,432 | \$0 | \$1,407,162 |
| UTL | STBG | 2026 | \$80,749 | \$20,187 | \$0 | \$100,937 |

Project: **T007351** Type Work: Intermodal
 Descp: FY 2024-THREE RIVERS RC-SEC.5311-CAPITAL AND OPERATIONS
 Lanes: Exist. 0 Prop. 0 Length: 0.00

 Total Project Cost: \$2,241,000
 Total Project Authorizations: \$0
 Total Parcels: 0

| Phase | Fund | Year | Federal | State | Other | Total |
|-------|---------|------|-------------|----------|-------------|-------------|
| CAP | Transit | 2024 | \$1,190,999 | \$23,500 | \$1,026,501 | \$2,241,000 |

In Butts, Carroll, Lamar, Meriwether, Pike, Spalding, Upson County

Butts Totals Summary

County Summary excludes lump sum projects

| Project P# | Year | Phase | Fund | Federal | State | Other | Total |
|------------|------|-------|---------|--------------------|------------------|------------------|--------------------|
| 0016126 | 2026 | CST | STBG | \$1,125,729 | \$281,432 | \$0 | \$1,407,162 |
| 0016126 | 2026 | UTL | STBG | \$58,884 | \$14,721 | \$0 | \$73,605 |
| 0016127 | 2026 | CST | STBG | \$1,125,729 | \$281,432 | \$0 | \$1,407,162 |
| 0016127 | 2026 | UTL | STBG | \$80,749 | \$20,187 | \$0 | \$100,937 |
| T007351 | 2024 | CAP | Transit | \$154,830 | \$3,055 | \$133,445 | \$291,330 |
| | | | | \$2,545,923 | \$600,828 | \$133,445 | \$3,280,196 |

Note: Cost estimates in this section show only the county’s portion of the project; If the totals are different from the list above it is an indication that the project is in multiple counties.



STATE TRANSPORTATION IMPROVEMENT PROGRAM

02/14/2023

DRAFT

Calhoun

Project: **T007344** Type Work: Intermodal
 Descp: FY 2024-SW GEORGIA RC-SEC.5311-CAPITAL AND OPERATIONS

| Phase | Fund | Year | Federal | State | Other | Total |
|-------|---------|------|-------------|-----------|-------------|-------------|
| CAP | Transit | 2024 | \$4,192,263 | \$139,369 | \$3,216,685 | \$7,548,317 |

Lanes: Exist. 0 Prop. 0 Length: 0.00

Total Project Cost: \$7,548,317
 Total Project Authorizations: \$0
 Total Parcels: 0

In Baker, Calhoun, Colquitt, Decatur, Dougherty, Early, Grady, Lee, Miller, Mitchell, Seminole, Terrell, Worth County

Calhoun Totals Summary

County Summary excludes lump sum projects

| Project Pl# | Year | Phase | Fund | Federal | State | Other | Total |
|-------------|------|-------|---------|------------------|-----------------|------------------|------------------|
| T007344 | 2024 | CAP | Transit | \$377,304 | \$12,543 | \$289,502 | \$679,349 |
| | | | | \$377,304 | \$12,543 | \$289,502 | \$679,349 |

Note: Cost estimates in this section show only the county’s portion of the project; If the totals are different from the list above it is an indication that the project is in multiple counties.



STATE TRANSPORTATION IMPROVEMENT PROGRAM

02/14/2023

DRAFT

Camden

Project: **0008666** Type Work: Widening
 Descp: KINGSLAND BYPASS FROM CR 61/VACUNA ROAD TO W OF I-95
 Lanes: Exist. 2 Prop. 4 Length: 5.04
 Total Project Cost: \$55,604,500
 Total Project Authorizations: \$2,763,056
 Total Parcels: 96

| Phase | Fund | Year | Federal | State | Other | Total |
|-------|------|------------|--------------|-------------|-------|--------------|
| PE | HPP | 2011 | \$200,000 | \$50,000 | \$0 | \$250,000 |
| PE | HPP | 2011 | \$308,906 | \$77,226 | \$0 | \$386,132 |
| PE | STP | 2011 | \$973,322 | \$243,331 | \$0 | \$1,216,653 |
| PE | STBG | 2019 | \$320,000 | \$80,000 | \$0 | \$400,000 |
| PE | HPP | 2019 | \$408,217 | \$102,054 | \$0 | \$510,271 |
| ROW | STBG | 2027 | \$1,797,444 | \$449,361 | \$0 | \$2,246,804 |
| ROW | HPP | 2027 | \$2,228,000 | \$557,000 | \$0 | \$2,785,000 |
| CST | HPP | After 2027 | \$27,900 | \$6,975 | \$0 | \$34,875 |
| CST | STBG | After 2027 | \$31,753,737 | \$7,938,434 | \$0 | \$39,692,172 |
| CST | HPP | After 2027 | \$1,396,556 | \$349,139 | \$0 | \$1,745,695 |
| UTL | STBG | After 2027 | \$5,069,518 | \$1,267,380 | \$0 | \$6,336,898 |

Project Details: New alignment-improve operation and mobility-reduce crash frequency

Project: **0013738** Type Work: Replace Bridge
 Descp: SR 25 @ WHITEOAK CREEK 5 MI N OF WOODBINE
 Lanes: Exist. 2 Prop. 2 Length: 0.30
 Total Project Cost: \$6,186,111
 Total Project Authorizations: \$2,073,445
 Total Parcels: 1
 Project Details: Replaces a deteriorated, scour critical bridge.

| Phase | Fund | Year | Federal | State | Other | Total |
|-------|---------|------|-------------|-----------|-------|-------------|
| PE | STBG | 2016 | \$830,756 | \$207,689 | \$0 | \$1,038,445 |
| PE | HIP | 2016 | \$756,000 | \$189,000 | \$0 | \$945,000 |
| ROW | STBG | 2022 | \$72,000 | \$18,000 | \$0 | \$90,000 |
| CST | PROTECT | 2025 | \$3,239,196 | \$809,799 | \$0 | \$4,048,995 |
| UTL | PROTECT | 2025 | \$50,936 | \$12,734 | \$0 | \$63,670 |

Project: **0013739** Type Work: Replace Bridge
 Descp: SR 25 @ LITTLE WAVERLY CREEK & @ WAVERLY CREEK N OF WOODBINE
 Lanes: Exist. 2 Prop. 2 Length: 0.60
 Total Project Cost: \$7,701,537
 Total Project Authorizations: \$2,427,847
 Total Parcels: 4
 Project Details: Replaces 2 deteriorated, scour critical bridges.

| Phase | Fund | Year | Federal | State | Other | Total |
|-------|------|------|-------------|-------------|-------|-------------|
| PE | HIP | 2016 | \$908,043 | \$227,011 | \$0 | \$1,135,054 |
| PE | STBG | 2016 | \$962,235 | \$240,559 | \$0 | \$1,202,793 |
| ROW | STBG | 2022 | \$72,000 | \$18,000 | \$0 | \$90,000 |
| CST | STBG | 2024 | \$4,166,385 | \$1,041,596 | \$0 | \$5,207,982 |
| UTL | STBG | 2024 | \$52,567 | \$13,142 | \$0 | \$65,708 |

Project: **0016566** Type Work: Replace Bridge
 Descp: CS 140/OLD STILL ROAD @ CROOKED RIVER
 Lanes: Exist. 2 Prop. 2 Length: 0.30
 Total Project Cost: \$4,245,000
 Total Project Authorizations: \$940,000
 Total Parcels: 4

| Phase | Fund | Year | Federal | State | Other | Total |
|-------|-------|------|-------------|-----------|----------|-------------|
| PE | STBG | 2021 | \$752,000 | \$188,000 | \$0 | \$940,000 |
| ROW | STBG | 2025 | \$120,000 | \$30,000 | \$0 | \$150,000 |
| ROW | Local | 2025 | \$0 | \$0 | \$75,000 | \$75,000 |
| CST | STBG | 2026 | \$2,400,000 | \$600,000 | \$0 | \$3,000,000 |
| UTL | STBG | 2026 | \$64,000 | \$16,000 | \$0 | \$80,000 |

Project: **0018225** Type Work: Replace Bridge
 Descp: CS 426/BORRELL BLVD @ BORRELLS CREEK IN ST MARYS
 Lanes: Exist. 2 Prop. 2 Length: 0.40
 Total Project Cost: \$2,335,000
 Total Project Authorizations: \$900,000
 Total Parcels: 4

| Phase | Fund | Year | Federal | State | Other | Total |
|-------|-------|------|-----------|-----------|-----------|-------------|
| PE | STBG | 2023 | \$720,000 | \$180,000 | \$0 | \$900,000 |
| ROW | STBG | 2025 | \$220,000 | \$55,000 | \$0 | \$275,000 |
| ROW | Local | 2025 | \$0 | \$0 | \$100,000 | \$100,000 |
| CST | STBG | 2027 | \$800,000 | \$200,000 | \$0 | \$1,000,000 |
| UTL | STBG | 2027 | \$48,000 | \$12,000 | \$0 | \$60,000 |

STATE TRANSPORTATION IMPROVEMENT PROGRAM

02/14/2023

DRAFT

Project: **T007303** Type Work: Intermodal
 Descp: FY 2024-COASTAL RC-SEC.5311-CAPITAL AND OPERATIONS
 Lanes: Exist. 0 Prop. 0 Length: 0.00

| Phase | Fund | Year | Federal | State | Other | Total |
|-------|---------|------|-------------|----------|-------------|-------------|
| CAP | Transit | 2024 | \$2,614,936 | \$51,913 | \$2,251,546 | \$4,918,395 |

Total Project Cost: \$4,918,395
 Total Project Authorizations: \$0
 Total Parcels: 0

In Bryan, Bulloch, Camden, Chatham, Effingham, Glynn, Liberty, Long, McIntosh, Screven County

Project: **T008226** Type Work: Intermodal
 Descp: FY 2025-COASTAL RC-SEC.5311-CAPITAL AND OPERATIONS
 Lanes: Exist. Prop. Length:

| Phase | Fund | Year | Federal | State | Other | Total |
|-------|---------|------|-------------|----------|-------------|-------------|
| CAP | Transit | 2025 | \$2,614,936 | \$51,913 | \$2,251,546 | \$4,918,395 |

Total Project Cost: \$4,918,395
 Total Project Authorizations: \$0
 Total Parcels: 0

In Bryan, Bulloch, Camden, Chatham, Effingham, Glynn, Liberty, Long, McIntosh, Screven County

Project: **T008230** Type Work: Intermodal
 Descp: FY 2026-COASTAL RC-SEC.5311-CAPITAL AND OPERATIONS
 Lanes: Exist. Prop. Length:

| Phase | Fund | Year | Federal | State | Other | Total |
|-------|---------|------|-------------|----------|-------------|-------------|
| CAP | Transit | 2026 | \$2,614,936 | \$51,913 | \$2,251,546 | \$4,918,395 |

Total Project Cost: \$4,918,395
 Total Project Authorizations: \$0
 Total Parcels: 0

In Bryan, Bulloch, Camden, Chatham, Effingham, Glynn, Liberty, Long, McIntosh, Screven County

Project: **T008245** Type Work: Intermodal
 Descp: FY 2027-COASTAL RC-SEC.5311-CAPITAL AND OPERATIONS
 Lanes: Exist. Prop. Length:

| Phase | Fund | Year | Federal | State | Other | Total |
|-------|---------|------|-------------|----------|-------------|-------------|
| CAP | Transit | 2027 | \$2,614,936 | \$51,913 | \$2,251,546 | \$4,918,395 |

Total Project Cost: \$4,918,395
 Total Project Authorizations: \$0
 Total Parcels: 0

In Bryan, Bulloch, Camden, Chatham, Effingham, Glynn, Liberty, McIntosh, Screven County

STATE TRANSPORTATION IMPROVEMENT PROGRAM

02/14/2023

DRAFT

Camden Totals Summary

County Summary excludes lump sum projects

| Project P# | Year | Phase | Fund | Federal | State | Other | Total |
|-------------------|-------------|--------------|-------------|---------------------|--------------------|--------------------|---------------------|
| 0008666 | 2027 | ROW | HPP | \$2,228,000 | \$557,000 | \$0 | \$2,785,000 |
| 0008666 | 2027 | ROW | STBG | \$1,797,444 | \$449,361 | \$0 | \$2,246,804 |
| 0013738 | 2025 | CST | PROTECT | \$3,239,196 | \$809,799 | \$0 | \$4,048,995 |
| 0013738 | 2025 | UTL | PROTECT | \$50,936 | \$12,734 | \$0 | \$63,670 |
| 0013739 | 2024 | CST | STBG | \$4,166,385 | \$1,041,596 | \$0 | \$5,207,982 |
| 0013739 | 2024 | UTL | STBG | \$52,567 | \$13,142 | \$0 | \$65,708 |
| 0016566 | 2025 | ROW | Local | \$0 | \$0 | \$75,000 | \$75,000 |
| 0016566 | 2025 | ROW | STBG | \$120,000 | \$30,000 | \$0 | \$150,000 |
| 0016566 | 2026 | CST | STBG | \$2,400,000 | \$600,000 | \$0 | \$3,000,000 |
| 0016566 | 2026 | UTL | STBG | \$64,000 | \$16,000 | \$0 | \$80,000 |
| 0018225 | 2025 | ROW | Local | \$0 | \$0 | \$100,000 | \$100,000 |
| 0018225 | 2025 | ROW | STBG | \$220,000 | \$55,000 | \$0 | \$275,000 |
| 0018225 | 2027 | CST | STBG | \$800,000 | \$200,000 | \$0 | \$1,000,000 |
| 0018225 | 2027 | UTL | STBG | \$48,000 | \$12,000 | \$0 | \$60,000 |
| T007303 | 2024 | CAP | Transit | \$261,494 | \$5,191 | \$225,155 | \$491,840 |
| T008226 | 2025 | CAP | Transit | \$261,494 | \$5,191 | \$225,155 | \$491,840 |
| T008230 | 2026 | CAP | Transit | \$261,494 | \$5,191 | \$225,155 | \$491,840 |
| T008245 | 2027 | CAP | Transit | \$261,494 | \$5,191 | \$225,155 | \$491,840 |
| | | | | \$16,232,502 | \$3,817,397 | \$1,075,618 | \$21,125,518 |

Note: Cost estimates in this section show only the county’s portion of the project; If the totals are different from the list above it is an indication that the project is in multiple counties.



STATE TRANSPORTATION IMPROVEMENT PROGRAM

02/14/2023

DRAFT

Candler

Project: **0016602** Type Work: Replace Bridge
 Descp: CR 223/PORTAL HIGHWAY @ FIFTEEN MILE CREEK
 Lanes: Exist. 2 Prop. 2 Length: 0.20

Total Project Cost: \$4,143,555
 Total Project Authorizations: \$650,000
 Total Parcels: 4

| Phase | Fund | Year | Federal | State | Other | Total |
|-------|-------|------|-------------|-----------|----------|-------------|
| PE | STBG | 2021 | \$520,000 | \$130,000 | \$0 | \$650,000 |
| ROW | Local | 2023 | \$0 | \$0 | \$50,000 | \$50,000 |
| ROW | STBG | 2023 | \$81,600 | \$20,400 | \$0 | \$102,000 |
| CST | STBG | 2025 | \$2,650,355 | \$662,589 | \$0 | \$3,312,944 |
| UTL | STBG | 2025 | \$22,889 | \$5,722 | \$0 | \$28,611 |

Project: **0016603** Type Work: Replace Bridge
 Descp: CR 223/PORTAL HIGHWAY @ FIFTEEN MILE CREEK OVERFLOW
 Lanes: Exist. 2 Prop. 2 Length: 0.20

Total Project Cost: \$3,079,091
 Total Project Authorizations: \$650,000
 Total Parcels: 4

| Phase | Fund | Year | Federal | State | Other | Total |
|-------|-------|------|-------------|-----------|----------|-------------|
| PE | STBG | 2021 | \$520,000 | \$130,000 | \$0 | \$650,000 |
| ROW | STBG | 2023 | \$30,192 | \$7,548 | \$0 | \$37,740 |
| ROW | Local | 2023 | \$0 | \$0 | \$50,000 | \$50,000 |
| CST | STBG | 2025 | \$1,827,303 | \$456,826 | \$0 | \$2,284,129 |
| UTL | STBG | 2025 | \$45,778 | \$11,444 | \$0 | \$57,222 |

Project: **0019184** Type Work: Replace Bridge
 Descp: CS 681/FORTNER ROAD @ MILL BRANCH 1.5 MI S OF METTER
 Lanes: Exist. 2 Prop. 2 Length: 0.20

Total Project Cost: \$1,975,000
 Total Project Authorizations: \$0
 Total Parcels: 0

| Phase | Fund | Year | Federal | State | Other | Total |
|-------|------|------------|-----------|-----------|-------|-------------|
| PE | STBG | 2023 | \$308,000 | \$77,000 | \$0 | \$385,000 |
| PE | STBG | 2024 | \$132,000 | \$33,000 | \$0 | \$165,000 |
| ROW | STBG | 2026 | \$220,000 | \$55,000 | \$0 | \$275,000 |
| CST | STBG | After 2027 | \$880,000 | \$220,000 | \$0 | \$1,100,000 |
| UTL | STBG | After 2027 | \$40,000 | \$10,000 | \$0 | \$50,000 |

Project: **0019185** Type Work: Replace Bridge
 Descp: CR 221/OLLIFFTOWN RD @ FIFTEEN MILE CREEK 9.6 MI N OF METTER
 Lanes: Exist. 2 Prop. 2 Length: 0.20

Total Project Cost: \$3,375,000
 Total Project Authorizations: \$0
 Total Parcels: 0

| Phase | Fund | Year | Federal | State | Other | Total |
|-------|------|------------|-------------|-----------|-------|-------------|
| PE | STBG | 2023 | \$420,000 | \$105,000 | \$0 | \$525,000 |
| PE | STBG | 2024 | \$180,000 | \$45,000 | \$0 | \$225,000 |
| ROW | STBG | 2026 | \$220,000 | \$55,000 | \$0 | \$275,000 |
| CST | STBG | After 2027 | \$1,840,000 | \$460,000 | \$0 | \$2,300,000 |
| UTL | STBG | After 2027 | \$40,000 | \$10,000 | \$0 | \$50,000 |

STATE TRANSPORTATION IMPROVEMENT PROGRAM

02/14/2023

DRAFT

Candler Totals Summary

County Summary excludes lump sum projects

| Project P# | Year | Phase | Fund | Federal | State | Other | Total |
|-------------------|-------------|--------------|-------------|--------------------|--------------------|--------------|--------------------|
| 0016602 | 2025 | CST | STBG | \$2,650,355 | \$662,589 | \$0 | \$3,312,944 |
| 0016602 | 2025 | UTL | STBG | \$22,889 | \$5,722 | \$0 | \$28,611 |
| 0016603 | 2025 | CST | STBG | \$1,827,303 | \$456,826 | \$0 | \$2,284,129 |
| 0016603 | 2025 | UTL | STBG | \$45,778 | \$11,444 | \$0 | \$57,222 |
| 0019184 | 2024 | PE | STBG | \$132,000 | \$33,000 | \$0 | \$165,000 |
| 0019184 | 2026 | ROW | STBG | \$220,000 | \$55,000 | \$0 | \$275,000 |
| 0019185 | 2024 | PE | STBG | \$180,000 | \$45,000 | \$0 | \$225,000 |
| 0019185 | 2026 | ROW | STBG | \$220,000 | \$55,000 | \$0 | \$275,000 |
| | | | | \$5,298,325 | \$1,324,581 | \$0 | \$6,622,906 |

Note: Cost estimates in this section show only the county’s portion of the project; If the totals are different from the list above it is an indication that the project is in multiple counties.



STATE TRANSPORTATION IMPROVEMENT PROGRAM

02/14/2023

DRAFT

Carroll

Project: **0013740** Type Work: Replace Bridge
 Descp: SR 166 @ BIG INDIAN CREEK 1.9 MI W OF BOWDON
 Lanes: Exist. 2 Prop. 2 Length: 0.45

Total Project Cost: \$8,244,096
 Total Project Authorizations: \$2,200,000
 Total Parcels: 9
 Project Details: Replaces a deteriorated, substandard, scour critical bridge.

| Phase | Fund | Year | Federal | State | Other | Total |
|-------|--------|------|-------------|-------------|-------|-------------|
| PE | Bridge | 2016 | \$60,000 | \$15,000 | \$0 | \$75,000 |
| PE | STBG | 2016 | \$1,428,000 | \$357,000 | \$0 | \$1,785,000 |
| ROW | STBG | 2022 | \$272,000 | \$68,000 | \$0 | \$340,000 |
| CST | STBG | 2024 | \$4,679,067 | \$1,169,767 | \$0 | \$5,848,834 |
| UTL | STBG | 2024 | \$156,210 | \$39,052 | \$0 | \$195,262 |

Project: **0016577** Type Work: Replace Bridge
 Descp: CR 824/W HICKORY LEVEL ROAD @ LITTLE TALLAPOOSA RIVER
 Lanes: Exist. 2 Prop. 2 Length: 0.22

Total Project Cost: \$2,370,000
 Total Project Authorizations: \$790,000
 Total Parcels: 7

| Phase | Fund | Year | Federal | State | Other | Total |
|-------|-------|------|-------------|-----------|----------|-------------|
| PE | STBG | 2021 | \$632,000 | \$158,000 | \$0 | \$790,000 |
| ROW | Local | 2024 | \$0 | \$0 | \$50,000 | \$50,000 |
| ROW | STBG | 2024 | \$80,000 | \$20,000 | \$0 | \$100,000 |
| CST | STBG | 2025 | \$1,080,000 | \$270,000 | \$0 | \$1,350,000 |
| UTL | STBG | 2025 | \$64,000 | \$16,000 | \$0 | \$80,000 |

Project: **0016578** Type Work: Replace Bridge
 Descp: CR 824/W HICKORY LEVEL ROAD @ LITTLE TALLAPOOSA RIVER TRIB
 Lanes: Exist. 2 Prop. 2 Length: 0.22

Total Project Cost: \$2,502,000
 Total Project Authorizations: \$772,000
 Total Parcels: 7

| Phase | Fund | Year | Federal | State | Other | Total |
|-------|-------|------|-------------|-----------|----------|-------------|
| PE | STBG | 2020 | \$617,600 | \$154,400 | \$0 | \$772,000 |
| ROW | STBG | 2024 | \$80,000 | \$20,000 | \$0 | \$100,000 |
| ROW | Local | 2024 | \$0 | \$0 | \$50,000 | \$50,000 |
| CST | STBG | 2025 | \$1,200,000 | \$300,000 | \$0 | \$1,500,000 |
| UTL | STBG | 2025 | \$64,000 | \$16,000 | \$0 | \$80,000 |

Project: **0017222** Type Work: Replace Bridge
 Descp: SR 113 @ ALLEN CREEK & @ BETHEL CREEK
 Lanes: Exist. 2 Prop. 2 Length: 0.23

Total Project Cost: \$4,919,937
 Total Project Authorizations: \$1,096,000
 Total Parcels: 11

Project Details: Replaces a deficient CMP bridge culvert.

| Phase | Fund | Year | Federal | State | Other | Total |
|-------|---------|------------|-------------|-----------|-------|-------------|
| PE | STBG | 2022 | \$876,800 | \$219,200 | \$0 | \$1,096,000 |
| ROW | PROTECT | 2026 | \$400,000 | \$100,000 | \$0 | \$500,000 |
| CST | STBG | After 2027 | \$2,539,150 | \$634,787 | \$0 | \$3,173,937 |
| UTL | STBG | After 2027 | \$120,000 | \$30,000 | \$0 | \$150,000 |

Project: **T007351** Type Work: Intermodal
 Descp: FY 2024-THREE RIVERS RC-SEC.5311-CAPITAL AND OPERATIONS
 Lanes: Exist. 0 Prop. 0 Length: 0.00

Total Project Cost: \$2,241,000
 Total Project Authorizations : \$0
 Total Parcels: 0

| Phase | Fund | Year | Federal | State | Other | Total |
|-------|---------|------|-------------|----------|-------------|-------------|
| CAP | Transit | 2024 | \$1,190,999 | \$23,500 | \$1,026,501 | \$2,241,000 |

In Butts, Carroll, Lamar, Meriwether, Pike, Spalding, Upson County

STATE TRANSPORTATION IMPROVEMENT PROGRAM

02/14/2023

DRAFT

Carroll Totals Summary

County Summary excludes lump sum projects

| Project P# | Year | Phase | Fund | Federal | State | Other | Total |
|-------------------|-------------|--------------|-------------|--------------------|--------------------|------------------|---------------------|
| 0013740 | 2024 | CST | STBG | \$4,679,067 | \$1,169,767 | \$0 | \$5,848,834 |
| 0013740 | 2024 | UTL | STBG | \$156,210 | \$39,052 | \$0 | \$195,262 |
| 0016577 | 2024 | ROW | Local | \$0 | \$0 | \$50,000 | \$50,000 |
| 0016577 | 2024 | ROW | STBG | \$80,000 | \$20,000 | \$0 | \$100,000 |
| 0016577 | 2025 | CST | STBG | \$1,080,000 | \$270,000 | \$0 | \$1,350,000 |
| 0016577 | 2025 | UTL | STBG | \$64,000 | \$16,000 | \$0 | \$80,000 |
| 0016578 | 2024 | ROW | Local | \$0 | \$0 | \$50,000 | \$50,000 |
| 0016578 | 2024 | ROW | STBG | \$80,000 | \$20,000 | \$0 | \$100,000 |
| 0016578 | 2025 | CST | STBG | \$1,200,000 | \$300,000 | \$0 | \$1,500,000 |
| 0016578 | 2025 | UTL | STBG | \$64,000 | \$16,000 | \$0 | \$80,000 |
| 0017222 | 2026 | ROW | PROTECT | \$400,000 | \$100,000 | \$0 | \$500,000 |
| T007351 | 2024 | CAP | Transit | \$166,740 | \$3,290 | \$143,710 | \$313,740 |
| | | | | \$7,970,017 | \$1,954,109 | \$243,710 | \$10,167,836 |

Note: Cost estimates in this section show only the county’s portion of the project; If the totals are different from the list above it is an indication that the project is in multiple counties.



STATE TRANSPORTATION IMPROVEMENT PROGRAM

02/14/2023

DRAFT

Charlton

Project: **0000821** Type Work: Widening
 Descp: SR 40 FM SR 40 CONN TO 0.36 MI E OF CR 82/MAY BLUFF RD - TIA
 Lanes: Exist. 2 Prop. 4 Length: 1.93

Total Project Cost: \$14,850,399
 Total Project Authorizations: \$3,104,670
 Total Parcels: 30
 Project Details: Widen from 2 to 5 lanes-improve operation and mobility-enhance economic development-on GRIP corridor

| Phase | Fund | Year | Federal | State | Other | Total |
|-------|-------|------|-------------|-------------|-------------|-------------|
| PE | STP | 2003 | \$1,778,136 | \$444,534 | \$0 | \$2,222,670 |
| PE | TIA | 2019 | \$0 | \$0 | \$882,000 | \$882,000 |
| ROW | NHPP | 2024 | \$140,352 | \$35,088 | \$0 | \$175,440 |
| ROW | State | 2024 | \$0 | \$0 | \$1,218,000 | \$1,218,000 |
| CST | NHPP | 2025 | \$7,527,672 | \$1,881,918 | \$0 | \$9,409,590 |
| UTL | NHPP | 2025 | \$754,159 | \$188,540 | \$0 | \$942,699 |

Project: **0016568** Type Work: Replace Bridge
 Descp: CR 95/GRACE CHAPEL ROAD @ SPANISH CREEK
 Lanes: Exist. 2 Prop. 2 Length: 0.12

Total Project Cost: \$3,185,000
 Total Project Authorizations: \$880,000
 Total Parcels: 4

| Phase | Fund | Year | Federal | State | Other | Total |
|-------|-------|------|-------------|-----------|----------|-------------|
| PE | STBG | 2021 | \$704,000 | \$176,000 | \$0 | \$880,000 |
| ROW | Local | 2025 | \$0 | \$0 | \$75,000 | \$75,000 |
| ROW | STBG | 2025 | \$120,000 | \$30,000 | \$0 | \$150,000 |
| CST | STBG | 2026 | \$1,600,000 | \$400,000 | \$0 | \$2,000,000 |
| UTL | STBG | 2026 | \$64,000 | \$16,000 | \$0 | \$80,000 |

Project: **0018226** Type Work: Replace Bridge
 Descp: CR 88/WINOKUR ROCK @ LITTLE BUFFALO CRK 14 MI N OF FOLKSTON
 Lanes: Exist. 2 Prop. 2 Length: 0.40

Total Project Cost: \$2,735,000
 Total Project Authorizations: \$750,000
 Total Parcels: 2

| Phase | Fund | Year | Federal | State | Other | Total |
|-------|-------|------|-------------|-----------|----------|-------------|
| PE | STBG | 2023 | \$600,000 | \$150,000 | \$0 | \$750,000 |
| ROW | Local | 2025 | \$0 | \$0 | \$50,000 | \$50,000 |
| ROW | STBG | 2025 | \$220,000 | \$55,000 | \$0 | \$275,000 |
| CST | STBG | 2027 | \$1,280,000 | \$320,000 | \$0 | \$1,600,000 |
| UTL | STBG | 2027 | \$48,000 | \$12,000 | \$0 | \$60,000 |

Project: **0018227** Type Work: Replace Bridge
 Descp: CR 88/WINOKUR ROCK @ SATILLA RIVER TRIB 18 MI N OF FOLKSTON
 Lanes: Exist. 2 Prop. 2 Length: 0.40

Total Project Cost: \$1,535,000
 Total Project Authorizations: \$550,000
 Total Parcels: 3

| Phase | Fund | Year | Federal | State | Other | Total |
|-------|-------|------|-----------|-----------|----------|-----------|
| PE | STBG | 2023 | \$440,000 | \$110,000 | \$0 | \$550,000 |
| ROW | Local | 2025 | \$0 | \$0 | \$50,000 | \$50,000 |
| ROW | STBG | 2025 | \$220,000 | \$55,000 | \$0 | \$275,000 |
| CST | STBG | 2027 | \$480,000 | \$120,000 | \$0 | \$600,000 |
| UTL | STBG | 2027 | \$48,000 | \$12,000 | \$0 | \$60,000 |

STATE TRANSPORTATION IMPROVEMENT PROGRAM

02/14/2023

DRAFT

Charlton Totals Summary

County Summary excludes lump sum projects

| Project P# | Year | Phase | Fund | Federal | State | Other | Total |
|-------------------|-------------|--------------|-------------|---------------------|--------------------|--------------------|---------------------|
| 0000821 | 2024 | ROW | NHPP | \$140,352 | \$35,088 | \$0 | \$175,440 |
| 0000821 | 2024 | ROW | TIA | \$0 | \$0 | \$1,218,000 | \$1,218,000 |
| 0000821 | 2025 | CST | NHPP | \$7,527,672 | \$1,881,918 | \$0 | \$9,409,590 |
| 0000821 | 2025 | UTL | NHPP | \$754,159 | \$188,540 | \$0 | \$942,699 |
| 0016568 | 2025 | ROW | Local | \$0 | \$0 | \$75,000 | \$75,000 |
| 0016568 | 2025 | ROW | STBG | \$120,000 | \$30,000 | \$0 | \$150,000 |
| 0016568 | 2026 | CST | STBG | \$1,600,000 | \$400,000 | \$0 | \$2,000,000 |
| 0016568 | 2026 | UTL | STBG | \$64,000 | \$16,000 | \$0 | \$80,000 |
| 0018226 | 2025 | ROW | Local | \$0 | \$0 | \$50,000 | \$50,000 |
| 0018226 | 2025 | ROW | STBG | \$220,000 | \$55,000 | \$0 | \$275,000 |
| 0018226 | 2027 | CST | STBG | \$1,280,000 | \$320,000 | \$0 | \$1,600,000 |
| 0018226 | 2027 | UTL | STBG | \$48,000 | \$12,000 | \$0 | \$60,000 |
| 0018227 | 2025 | ROW | Local | \$0 | \$0 | \$50,000 | \$50,000 |
| 0018227 | 2025 | ROW | STBG | \$220,000 | \$55,000 | \$0 | \$275,000 |
| 0018227 | 2027 | CST | STBG | \$480,000 | \$120,000 | \$0 | \$600,000 |
| 0018227 | 2027 | UTL | STBG | \$48,000 | \$12,000 | \$0 | \$60,000 |
| | | | | \$12,502,183 | \$3,125,546 | \$1,393,000 | \$17,020,729 |

Note: Cost estimates in this section show only the county’s portion of the project; If the totals are different from the list above it is an indication that the project is in multiple counties.



STATE TRANSPORTATION IMPROVEMENT PROGRAM

02/14/2023

DRAFT

Chattooga

Project: **0015413** Type Work: Slope Repair
 Descp: SR 1/US 27 @ TAYLORS RIDGE - PHASE II
 Lanes: Exist. 2 Prop. 2 Length: 0.21

 Total Project Cost: \$9,850,000
 Total Project Authorizations: \$500,000
 Total Parcels: 3

| Phase | Fund | Year | Federal | State | Other | Total |
|-------|-------|------|---------|-------------|-------|-------------|
| PE | State | 2020 | \$0 | \$500,000 | \$0 | \$500,000 |
| ROW | State | 2026 | \$0 | \$500,000 | \$0 | \$500,000 |
| CST | State | 2027 | \$0 | \$8,750,000 | \$0 | \$8,750,000 |
| UTL | State | 2027 | \$0 | \$100,000 | \$0 | \$100,000 |

Project: **0017223** Type Work: Replace Bridge
 Descp: SR 114 @ CHATTOOGA RIVER TRIBUTARY
 Lanes: Exist. 2 Prop. 2 Length: 0.40

 Total Project Cost: \$2,640,536
 Total Project Authorizations: \$1,035,559
 Total Parcels: 6
 Project Details: Replaces a deficient CMP bridge culvert.

| Phase | Fund | Year | Federal | State | Other | Total |
|-------|---------|------------|-------------|-----------|-------|-------------|
| PE | STBG | 2022 | \$828,447 | \$207,112 | \$0 | \$1,035,559 |
| ROW | PROTECT | 2025 | \$200,000 | \$50,000 | \$0 | \$250,000 |
| CST | STBG | After 2027 | \$1,017,823 | \$254,456 | \$0 | \$1,272,279 |
| UTL | STBG | After 2027 | \$66,158 | \$16,540 | \$0 | \$82,698 |

Project: **0017224** Type Work: Replace Bridge
 Descp: SR 114 @ MOSTELLER CREEK
 Lanes: Exist. 2 Prop. 2 Length: 0.40

 Total Project Cost: \$3,590,840
 Total Project Authorizations: \$1,080,000
 Total Parcels: 6
 Project Details: Replaces a deficient CMP bridge culvert.

| Phase | Fund | Year | Federal | State | Other | Total |
|-------|---------|------------|-------------|-----------|-------|-------------|
| PE | STBG | 2022 | \$161,912 | \$40,478 | \$0 | \$202,390 |
| PE | STBG | 2022 | \$702,088 | \$175,522 | \$0 | \$877,610 |
| ROW | PROTECT | 2025 | \$200,000 | \$50,000 | \$0 | \$250,000 |
| CST | STBG | After 2027 | \$1,742,514 | \$435,628 | \$0 | \$2,178,142 |
| UTL | STBG | After 2027 | \$66,158 | \$16,540 | \$0 | \$82,698 |

Project: **0019096** Type Work: Replace Bridge
 Descp: SR 1/US 27 @ CHATTOOGA RIVER 1 MI SE OF SUMMERVILLE
 Lanes: Exist. 2 Prop. 2 Length: 0.40

 Total Project Cost: \$17,150,000
 Total Project Authorizations: \$0
 Total Parcels: 0

| Phase | Fund | Year | Federal | State | Other | Total |
|-------|------|------------|--------------|-------------|-------|--------------|
| PE | NHPP | 2023 | \$504,000 | \$126,000 | \$0 | \$630,000 |
| PE | NHPP | 2024 | \$216,000 | \$54,000 | \$0 | \$270,000 |
| ROW | NHPP | 2026 | \$220,000 | \$55,000 | \$0 | \$275,000 |
| CST | NHPP | After 2027 | \$12,740,000 | \$3,185,000 | \$0 | \$15,925,000 |
| UTL | NHPP | After 2027 | \$40,000 | \$10,000 | \$0 | \$50,000 |

Project: **0019286** Type Work: Drainage Improvements
 Descp: SR 1/US 27 FROM CS 588/WASHINGTON STREET TO SR 48
 Lanes: Exist. 2 Prop. 2 Length: 0.55

 Total Project Cost: \$6,755,000
 Total Project Authorizations: \$0
 Total Parcels: 0

| Phase | Fund | Year | Federal | State | Other | Total |
|-------|---------|------|-------------|-----------|-------|-------------|
| PE | PROTECT | 2023 | \$584,000 | \$146,000 | \$0 | \$730,000 |
| ROW | PROTECT | 2024 | \$569,600 | \$142,400 | \$0 | \$712,000 |
| CST | PROTECT | 2025 | \$3,920,000 | \$980,000 | \$0 | \$4,900,000 |
| UTL | PROTECT | 2025 | \$330,400 | \$82,600 | \$0 | \$413,000 |

Project: **T007295** Type Work: Intermodal
 Descp: FY 2024-CHATTOOGA COUNTY-SEC.5311-CAPITAL AND OPERATIONS
 Lanes: Exist. 0 Prop. 0 Length: 0.00

 Total Project Cost: \$170,000
 Total Project Authorizations: \$0
 Total Parcels: 0

| Phase | Fund | Year | Federal | State | Other | Total |
|-------|---------|------|----------|-------|----------|-----------|
| CAP | Transit | 2024 | \$85,000 | \$0 | \$85,000 | \$170,000 |

STATE TRANSPORTATION IMPROVEMENT PROGRAM

02/14/2023

DRAFT

Project: **T008150** Type Work: Intermodal
 Descp: FY 2025-CHATTOOGA COUNTY-SEC.5311-CAPITAL AND OPERATIONS
 Lanes: Exist. Prop. Length:
 Total Project Cost: \$170,000
 Total Project Authorizations: \$0
 Total Parcels: 0

| Phase | Fund | Year | Federal | State | Other | Total |
|-------|---------|------|----------|-------|----------|-----------|
| CAP | Transit | 2025 | \$85,000 | \$0 | \$85,000 | \$170,000 |

Project: **T008151** Type Work: Intermodal
 Descp: FY 2026-CHATTOOGA COUNTY-SEC.5311-CAPITAL AND OPERATIONS
 Lanes: Exist. Prop. Length:
 Total Project Cost: \$170,000
 Total Project Authorizations: \$0
 Total Parcels: 0

| Phase | Fund | Year | Federal | State | Other | Total |
|-------|---------|------|----------|-------|----------|-----------|
| CAP | Transit | 2026 | \$85,000 | \$0 | \$85,000 | \$170,000 |

Project: **T008152** Type Work: Intermodal
 Descp: FY 2027-CHATTOOGA COUNTY-SEC.5311-CAPITAL AND OPERATIONS
 Lanes: Exist. Prop. Length:
 Total Project Cost: \$170,000
 Total Project Authorizations: \$0
 Total Parcels: 0

| Phase | Fund | Year | Federal | State | Other | Total |
|-------|---------|------|----------|-------|----------|-----------|
| CAP | Transit | 2027 | \$85,000 | \$0 | \$85,000 | \$170,000 |

Chattooga Totals Summary
 County Summary excludes lump sum projects

| Project P# | Year | Phase | Fund | Federal | State | Other | Total |
|------------|------|-------|---------|--------------------|---------------------|------------------|---------------------|
| 0015413 | 2026 | ROW | State | \$0 | \$500,000 | \$0 | \$500,000 |
| 0015413 | 2027 | CST | State | \$0 | \$8,750,000 | \$0 | \$8,750,000 |
| 0015413 | 2027 | UTL | State | \$0 | \$100,000 | \$0 | \$100,000 |
| 0017223 | 2025 | ROW | PROTECT | \$200,000 | \$50,000 | \$0 | \$250,000 |
| 0017224 | 2025 | ROW | PROTECT | \$200,000 | \$50,000 | \$0 | \$250,000 |
| 0019096 | 2024 | PE | NHPP | \$216,000 | \$54,000 | \$0 | \$270,000 |
| 0019096 | 2026 | ROW | NHPP | \$220,000 | \$55,000 | \$0 | \$275,000 |
| 0019286 | 2024 | ROW | PROTECT | \$569,600 | \$142,400 | \$0 | \$712,000 |
| 0019286 | 2025 | CST | PROTECT | \$3,920,000 | \$980,000 | \$0 | \$4,900,000 |
| 0019286 | 2025 | UTL | PROTECT | \$330,400 | \$82,600 | \$0 | \$413,000 |
| T007295 | 2024 | CAP | Transit | \$85,000 | \$0 | \$85,000 | \$170,000 |
| T008150 | 2025 | CAP | Transit | \$85,000 | \$0 | \$85,000 | \$170,000 |
| T008151 | 2026 | CAP | Transit | \$85,000 | \$0 | \$85,000 | \$170,000 |
| T008152 | 2027 | CAP | Transit | \$85,000 | \$0 | \$85,000 | \$170,000 |
| | | | | \$5,996,000 | \$10,764,000 | \$340,000 | \$17,100,000 |

Note: Cost estimates in this section show only the county's portion of the project; If the totals are different from the list above it is an indication that the project is in multiple counties.



STATE TRANSPORTATION IMPROVEMENT PROGRAM

02/14/2023

DRAFT

Clay

Project: **T007297** Type Work: Intermodal
 Descp: FY 2024-CLAY COUNTY-SEC.5311-CAPITAL AND OPERATIONS
 Lanes: Exist. 0 Prop. 0 Length: 0.00
 Total Project Cost: \$361,284
 Total Project Authorizations: \$0
 Total Parcels: 0

| Phase | Fund | Year | Federal | State | Other | Total |
|-------|---------|------|-----------|---------|-----------|-----------|
| CAP | Transit | 2024 | \$200,527 | \$6,628 | \$154,129 | \$361,284 |

Project: **T007343** Type Work: Intermodal
 Descp: FY 2024-RIVER VALLEY RC-SEC.5311-MOBILITY MGMT
 Lanes: Exist. 0 Prop. 0 Length: 0.00
 Total Project Cost: \$131,250
 Total Project Authorizations: \$0
 Total Parcels: 0

| Phase | Fund | Year | Federal | State | Other | Total |
|-------|---------|------|-----------|-------|----------|-----------|
| CAP | Transit | 2024 | \$105,000 | \$0 | \$26,250 | \$131,250 |

In Chattahoochee, Clay, Crisp, Dooly, Harris, Macon, Marion, Muscogee, Quitman, Randolph, Schley, Stewart, Sumter, Talbot, Taylor, Webster County

Project: **T008220** Type Work: Intermodal
 Descp: FY 2025-CLAY COUNTY-SEC.5311-CAPITAL AND OPERATIONS
 Lanes: Exist. Prop. Length:
 Total Project Cost: \$361,284
 Total Project Authorizations: \$0
 Total Parcels: 0

| Phase | Fund | Year | Federal | State | Other | Total |
|-------|---------|------|-----------|---------|-----------|-----------|
| CAP | Transit | 2025 | \$200,527 | \$6,628 | \$154,129 | \$361,284 |

Project: **T008221** Type Work: Intermodal
 Descp: FY 2026-CLAY COUNTY-SEC.5311-CAPITAL AND OPERATIONS
 Lanes: Exist. Prop. Length:
 Total Project Cost: \$361,284
 Total Project Authorizations: \$0
 Total Parcels: 0

| Phase | Fund | Year | Federal | State | Other | Total |
|-------|---------|------|-----------|---------|-----------|-----------|
| CAP | Transit | 2026 | \$200,527 | \$6,628 | \$154,129 | \$361,284 |

Project: **T008222** Type Work: Intermodal
 Descp: FY 2027-CLAY COUNTY-SEC.5311-CAPITAL AND OPERATIONS
 Lanes: Exist. Prop. Length:
 Total Project Cost: \$361,284
 Total Project Authorizations: \$0
 Total Parcels: 0

| Phase | Fund | Year | Federal | State | Other | Total |
|-------|---------|------|-----------|---------|-----------|-----------|
| CAP | Transit | 2027 | \$200,527 | \$6,628 | \$154,129 | \$361,284 |

STATE TRANSPORTATION IMPROVEMENT PROGRAM

02/14/2023

DRAFT

Clay Totals Summary

County Summary excludes lump sum projects

| Project P# | Year | Phase | Fund | Federal | State | Other | Total |
|-------------------|-------------|--------------|-------------|------------------|-----------------|------------------|--------------------|
| T007297 | 2024 | CAP | Transit | \$200,527 | \$6,628 | \$154,129 | \$361,284 |
| T007343 | 2024 | CAP | Transit | \$9,450 | \$0 | \$2,362 | \$11,812 |
| T008220 | 2025 | CAP | Transit | \$200,527 | \$6,628 | \$154,129 | \$361,284 |
| T008221 | 2026 | CAP | Transit | \$200,527 | \$6,628 | \$154,129 | \$361,284 |
| T008222 | 2027 | CAP | Transit | \$200,527 | \$6,628 | \$154,129 | \$361,284 |
| | | | | \$811,558 | \$26,512 | \$618,878 | \$1,456,948 |

Note: Cost estimates in this section show only the county’s portion of the project; If the totals are different from the list above it is an indication that the project is in multiple counties.



STATE TRANSPORTATION IMPROVEMENT PROGRAM

02/14/2023

DRAFT

Clinch

Project: **0015620** Type Work: Replace Bridge
 Descp: CR 203/SHILOH CHURCH ROAD @ SURVEYORS CREEK S OF HOMERVILLE
 Lanes: Exist. 2 Prop. 2 Length: 0.40

| Phase | Fund | Year | Federal | State | Other | Total |
|-------|-------|------|-----------|-----------|----------|-------------|
| PE | STBG | 2019 | \$934,129 | \$233,532 | \$0 | \$1,167,662 |
| ROW | Local | 2018 | \$0 | \$0 | \$94,500 | \$94,500 |
| CST | STBG | 2024 | \$800,000 | \$200,000 | \$0 | \$1,000,000 |
| UTL | STBG | 2024 | \$8,000 | \$2,000 | \$0 | \$10,000 |

Total Project Cost: \$2,272,162
 Total Project Authorizations: \$1,262,162
 Total Parcels: 0
 Project Details: Replaces a structurally deficient substandard local system bridge.

Project: **0016510** Type Work: Replace Bridge
 Descp: SR 89/US 441 @ CYPRESS CREEK 1.6 MI S OF FARGO
 Lanes: Exist. 2 Prop. 2 Length: 0.60

| Phase | Fund | Year | Federal | State | Other | Total |
|-------|------|------|-------------|-------------|-------|-------------|
| PE | NHPP | 2020 | \$1,080,000 | \$270,000 | \$0 | \$1,350,000 |
| ROW | NHPP | 2024 | \$200,000 | \$50,000 | \$0 | \$250,000 |
| CST | NHPP | 2027 | \$4,240,000 | \$1,060,000 | \$0 | \$5,300,000 |
| UTL | NHPP | 2027 | \$80,000 | \$20,000 | \$0 | \$100,000 |

Total Project Cost: \$7,000,000
 Total Project Authorizations: \$1,350,000
 Total Parcels: 2

Clinch Totals Summary

County Summary excludes lump sum projects

| Project P# | Year | Phase | Fund | Federal | State | Other | Total |
|------------|------|-------|------|--------------------|--------------------|------------|--------------------|
| 0015620 | 2024 | CST | STBG | \$800,000 | \$200,000 | \$0 | \$1,000,000 |
| 0015620 | 2024 | UTL | STBG | \$8,000 | \$2,000 | \$0 | \$10,000 |
| 0016510 | 2024 | ROW | NHPP | \$200,000 | \$50,000 | \$0 | \$250,000 |
| 0016510 | 2027 | CST | NHPP | \$4,240,000 | \$1,060,000 | \$0 | \$5,300,000 |
| 0016510 | 2027 | UTL | NHPP | \$80,000 | \$20,000 | \$0 | \$100,000 |
| | | | | \$5,328,000 | \$1,332,000 | \$0 | \$6,660,000 |

Note: Cost estimates in this section show only the county's portion of the project; If the totals are different from the list above it is an indication that the project is in multiple counties.



STATE TRANSPORTATION IMPROVEMENT PROGRAM

02/14/2023

DRAFT

Coffee

Project: **0015632** Type Work: Replace Bridge
 Descp: CR 705/BRIDGETOWN ROAD @ SATILLA RIVER 11 MI W OF DOUGLAS
 Lanes: Exist. 2 Prop. 2 Length: 0.30

| Phase | Fund | Year | Federal | State | Other | Total |
|-------|---------|------|-------------|-----------|-----------|-------------|
| PE | STBG | 2021 | \$400,000 | \$100,000 | \$0 | \$500,000 |
| PE | Bridge | 2021 | \$407,200 | \$101,800 | \$0 | \$509,000 |
| ROW | STBG | 2024 | \$100,000 | \$25,000 | \$0 | \$125,000 |
| ROW | Local | 2024 | \$0 | \$0 | \$125,000 | \$125,000 |
| CST | PROTECT | 2025 | \$3,726,436 | \$931,609 | \$0 | \$4,658,045 |

Total Project Cost: \$5,917,045

Total Project Authorizations: \$1,009,000

Total Parcels: 5

Project Details: Replaces a structurally deficient substandard local system bridge.

Coffee Totals Summary

County Summary excludes lump sum projects

| Project P# | Year | Phase | Fund | Federal | State | Other | Total |
|------------|------|-------|---------|--------------------|------------------|------------------|--------------------|
| 0015632 | 2024 | ROW | Local | \$0 | \$0 | \$125,000 | \$125,000 |
| 0015632 | 2024 | ROW | STBG | \$100,000 | \$25,000 | \$0 | \$125,000 |
| 0015632 | 2025 | CST | PROTECT | \$3,726,436 | \$931,609 | \$0 | \$4,658,045 |
| | | | | \$3,826,436 | \$956,609 | \$125,000 | \$4,908,045 |

Note: Cost estimates in this section show only the county's portion of the project; If the totals are different from the list above it is an indication that the project is in multiple counties.



STATE TRANSPORTATION IMPROVEMENT PROGRAM

02/14/2023

DRAFT

Colquitt

Project: **0015617** Type Work: Replace Bridge
 Descp: CR 486 @WARRIOR CREEK; @WARRIOR CREEK OVERFLOW &@TY TY CREEK
 Lanes: Exist. 2 Prop. 2 Length: 0.11

Total Project Cost: \$11,869,961
 Total Project Authorizations: \$2,204,500
 Total Parcels: 6

Project Details: Replaces a structurally deficient substandard local system bridges.

| Phase | Fund | Year | Federal | State | Other | Total |
|-------|-------|------|-------------|-------------|-----------|-------------|
| PE | STBG | 2019 | \$891,576 | \$222,894 | \$0 | \$1,114,470 |
| PE | STBG | 2019 | \$670,024 | \$167,506 | \$0 | \$837,530 |
| ROW | Local | 2019 | \$0 | \$0 | \$152,500 | \$152,500 |
| ROW | STBG | 2022 | \$80,000 | \$20,000 | \$0 | \$100,000 |
| CST | STBG | 2024 | \$7,651,717 | \$1,912,929 | \$0 | \$9,564,646 |
| UTL | STBG | 2024 | \$80,652 | \$20,163 | \$0 | \$100,815 |

Project: **0016589** Type Work: Replace Bridge
 Descp: CR 485/TILLMAN ROAD @ INDIAN CREEK
 Lanes: Exist. 2 Prop. 2 Length: 0.27

Total Project Cost: \$4,792,580
 Total Project Authorizations: \$914,000
 Total Parcels: 3

| Phase | Fund | Year | Federal | State | Other | Total |
|-------|-------|------|-------------|-----------|----------|-------------|
| PE | STBG | 2020 | \$731,200 | \$182,800 | \$0 | \$914,000 |
| ROW | STBG | 2024 | \$129,744 | \$32,436 | \$0 | \$162,180 |
| ROW | Local | 2024 | \$0 | \$0 | \$75,000 | \$75,000 |
| CST | STBG | 2025 | \$2,913,120 | \$728,280 | \$0 | \$3,641,400 |

Project: **0016590** Type Work: Replace Bridge
 Descp: CR 485/TILLMAN ROAD @ BULL CREEK
 Lanes: Exist. 2 Prop. 2 Length: 0.19

Total Project Cost: \$3,925,040
 Total Project Authorizations: \$912,000
 Total Parcels: 2

| Phase | Fund | Year | Federal | State | Other | Total |
|-------|-------|------|-------------|-----------|----------|-------------|
| PE | STBG | 2020 | \$729,600 | \$182,400 | \$0 | \$912,000 |
| ROW | STBG | 2024 | \$122,400 | \$30,600 | \$0 | \$153,000 |
| ROW | Local | 2024 | \$0 | \$0 | \$75,000 | \$75,000 |
| CST | STBG | 2025 | \$2,164,032 | \$541,008 | \$0 | \$2,705,040 |
| UTL | STBG | 2025 | \$64,000 | \$16,000 | \$0 | \$80,000 |

Project: **0018228** Type Work: Replace Bridge
 Descp: CR 478/MOULTRIE LENOX RD @ LITTLE RVR 9 MI E OF NORMAN PARK
 Lanes: Exist. 2 Prop. 2 Length: 0.20

Total Project Cost: \$9,135,000
 Total Project Authorizations: \$750,000
 Total Parcels: 0

| Phase | Fund | Year | Federal | State | Other | Total |
|-------|-------|------|-------------|-------------|----------|-------------|
| PE | STBG | 2023 | \$600,000 | \$150,000 | \$0 | \$750,000 |
| ROW | BFP | 2025 | \$220,000 | \$55,000 | \$0 | \$275,000 |
| ROW | Local | 2025 | \$0 | \$0 | \$50,000 | \$50,000 |
| CST | BFP | 2027 | \$6,400,000 | \$1,600,000 | \$0 | \$8,000,000 |
| UTL | BFP | 2027 | \$48,000 | \$12,000 | \$0 | \$60,000 |

Project: **0018229** Type Work: Replace Bridge
 Descp: ROUNDTREE BRIDGE RD @ LITTLE RVR TRIB 2.6 MI NE OF ELLENTON
 Lanes: Exist. 2 Prop. 2 Length: 0.40

Total Project Cost: \$7,335,000
 Total Project Authorizations: \$750,000
 Total Parcels: 0

| Phase | Fund | Year | Federal | State | Other | Total |
|-------|-------|------|-------------|-------------|----------|-------------|
| PE | STBG | 2023 | \$600,000 | \$150,000 | \$0 | \$750,000 |
| ROW | BFP | 2025 | \$220,000 | \$55,000 | \$0 | \$275,000 |
| ROW | Local | 2025 | \$0 | \$0 | \$50,000 | \$50,000 |
| CST | BFP | 2027 | \$4,960,000 | \$1,240,000 | \$0 | \$6,200,000 |
| UTL | BFP | 2027 | \$48,000 | \$12,000 | \$0 | \$60,000 |

Project: **0018230** Type Work: Replace Bridge
 Descp: ROUNDTREE BRIDGE RD @ LITTLE RIVER TRIB 3 MI NE OF ELLENTON
 Lanes: Exist. 2 Prop. 2 Length: 0.40

Total Project Cost: \$9,110,000
 Total Project Authorizations: \$800,000
 Total Parcels: 0

| Phase | Fund | Year | Federal | State | Other | Total |
|-------|-------|------|-------------|-------------|----------|-------------|
| PE | STBG | 2023 | \$640,000 | \$160,000 | \$0 | \$800,000 |
| ROW | Local | 2025 | \$0 | \$0 | \$75,000 | \$75,000 |
| ROW | BFP | 2025 | \$220,000 | \$55,000 | \$0 | \$275,000 |
| CST | BFP | 2027 | \$6,320,000 | \$1,580,000 | \$0 | \$7,900,000 |
| UTL | BFP | 2027 | \$48,000 | \$12,000 | \$0 | \$60,000 |

STATE TRANSPORTATION IMPROVEMENT PROGRAM

02/14/2023

DRAFT

Project: **0019126** Type Work: Replace Bridge
 Descp: CR 480/LOWER MEIGS ROAD @ BRIDGE CRK & @ BRIDGE CRK OVERFLOW
 Lanes: Exist. 2 Prop. 2 Length: 0.40
 Total Project Cost: \$7,100,000
 Total Project Authorizations: \$800,000
 Total Parcels: 0

| Phase | Fund | Year | Federal | State | Other | Total |
|-------|---------|------------|-------------|-------------|-------|-------------|
| PE | STBG | 2023 | \$640,000 | \$160,000 | \$0 | \$800,000 |
| PE | BFP | 2024 | \$240,000 | \$60,000 | \$0 | \$300,000 |
| ROW | PROTECT | 2026 | \$320,000 | \$80,000 | \$0 | \$400,000 |
| CST | STBG | After 2027 | \$4,400,000 | \$1,100,000 | \$0 | \$5,500,000 |
| UTL | STBG | After 2027 | \$80,000 | \$20,000 | \$0 | \$100,000 |

Project: **0019127** Type Work: Replace Bridge
 Descp: ROUNDTREE BRIDGE ROAD @ LITTLE RIVER 4.1 MI NE OF ELLENTON
 Lanes: Exist. 2 Prop. 2 Length: 0.40
 Total Project Cost: \$5,200,000
 Total Project Authorizations: \$525,000
 Total Parcels: 0

| Phase | Fund | Year | Federal | State | Other | Total |
|-------|------|------------|-------------|-----------|-------|-------------|
| PE | STBG | 2023 | \$420,000 | \$105,000 | \$0 | \$525,000 |
| PE | BFP | 2024 | \$180,000 | \$45,000 | \$0 | \$225,000 |
| ROW | STBG | 2026 | \$220,000 | \$55,000 | \$0 | \$275,000 |
| CST | STBG | After 2027 | \$3,300,000 | \$825,000 | \$0 | \$4,125,000 |
| UTL | STBG | After 2027 | \$40,000 | \$10,000 | \$0 | \$50,000 |

In Colquitt, Cook County

Project: **T007344** Type Work: Intermodal
 Descp: FY 2024-SW GEORGIA RC-SEC.5311-CAPITAL AND OPERATIONS
 Lanes: Exist. 0 Prop. 0 Length: 0.00
 Total Project Cost: \$7,548,317
 Total Project Authorizations: \$0
 Total Parcels: 0

| Phase | Fund | Year | Federal | State | Other | Total |
|-------|---------|------|-------------|-----------|-------------|-------------|
| CAP | Transit | 2024 | \$4,192,263 | \$139,369 | \$3,216,685 | \$7,548,317 |

In Baker, Calhoun, Colquitt, Decatur, Dougherty, Early, Grady, Lee, Miller, Mitchell, Seminole, Terrell, Worth County

STATE TRANSPORTATION IMPROVEMENT PROGRAM

02/14/2023

DRAFT

Colquitt Totals Summary

County Summary excludes lump sum projects

| Project P# | Year | Phase | Fund | Federal | State | Other | Total |
|------------|------|-------|---------|---------------------|--------------------|------------------|---------------------|
| 0015617 | 2024 | CST | STBG | \$7,651,717 | \$1,912,929 | \$0 | \$9,564,646 |
| 0015617 | 2024 | UTL | STBG | \$80,652 | \$20,163 | \$0 | \$100,815 |
| 0016589 | 2024 | ROW | Local | \$0 | \$0 | \$75,000 | \$75,000 |
| 0016589 | 2024 | ROW | STBG | \$129,744 | \$32,436 | \$0 | \$162,180 |
| 0016589 | 2025 | CST | STBG | \$2,913,120 | \$728,280 | \$0 | \$3,641,400 |
| 0016590 | 2024 | ROW | Local | \$0 | \$0 | \$75,000 | \$75,000 |
| 0016590 | 2024 | ROW | STBG | \$122,400 | \$30,600 | \$0 | \$153,000 |
| 0016590 | 2025 | CST | STBG | \$2,164,032 | \$541,008 | \$0 | \$2,705,040 |
| 0016590 | 2025 | UTL | STBG | \$64,000 | \$16,000 | \$0 | \$80,000 |
| 0018228 | 2025 | ROW | BFP | \$220,000 | \$55,000 | \$0 | \$275,000 |
| 0018228 | 2025 | ROW | Local | \$0 | \$0 | \$50,000 | \$50,000 |
| 0018228 | 2027 | CST | BFP | \$6,400,000 | \$1,600,000 | \$0 | \$8,000,000 |
| 0018228 | 2027 | UTL | BFP | \$48,000 | \$12,000 | \$0 | \$60,000 |
| 0018229 | 2025 | ROW | BFP | \$220,000 | \$55,000 | \$0 | \$275,000 |
| 0018229 | 2025 | ROW | Local | \$0 | \$0 | \$50,000 | \$50,000 |
| 0018229 | 2027 | CST | BFP | \$4,960,000 | \$1,240,000 | \$0 | \$6,200,000 |
| 0018229 | 2027 | UTL | BFP | \$48,000 | \$12,000 | \$0 | \$60,000 |
| 0018230 | 2025 | ROW | BFP | \$220,000 | \$55,000 | \$0 | \$275,000 |
| 0018230 | 2025 | ROW | Local | \$0 | \$0 | \$75,000 | \$75,000 |
| 0018230 | 2027 | CST | BFP | \$6,320,000 | \$1,580,000 | \$0 | \$7,900,000 |
| 0018230 | 2027 | UTL | BFP | \$48,000 | \$12,000 | \$0 | \$60,000 |
| 0019126 | 2024 | PE | BFP | \$240,000 | \$60,000 | \$0 | \$300,000 |
| 0019126 | 2026 | ROW | PROTECT | \$320,000 | \$80,000 | \$0 | \$400,000 |
| 0019127 | 2024 | PE | BFP | \$91,800 | \$22,950 | \$0 | \$114,750 |
| 0019127 | 2026 | ROW | STBG | \$112,200 | \$28,050 | \$0 | \$140,250 |
| T007344 | 2024 | CAP | Transit | \$377,304 | \$12,543 | \$289,502 | \$679,349 |
| | | | | \$32,750,968 | \$8,105,959 | \$614,502 | \$41,471,429 |

Note: Cost estimates in this section show only the county’s portion of the project; If the totals are different from the list above it is an indication that the project is in multiple counties.



STATE TRANSPORTATION IMPROVEMENT PROGRAM

02/14/2023

DRAFT

Columbia

Project: **T007298** Type Work: Intermodal
 Descp: FY 2024-COLUMBIA COUNTY-SEC.5311-CAPITAL AND OPERATIONS
 Lanes: Exist. 0 Prop. 0 Length: 0.00
 Total Project Cost: \$491,893
 Total Project Authorizations: \$0
 Total Parcels: 0

| Phase | Fund | Year | Federal | State | Other | Total |
|-------|---------|------|-----------|---------|-----------|-----------|
| CAP | Transit | 2024 | \$265,320 | \$6,458 | \$220,115 | \$491,893 |

Project: **T008270** Type Work: Intermodal
 Descp: FY 2025-COLUMBIA COUNTY-SEC.5311-CAPITAL AND OPERATIONS
 Lanes: Exist. Prop. Length:
 Total Project Cost: \$491,893
 Total Project Authorizations: \$0
 Total Parcels: 0

| Phase | Fund | Year | Federal | State | Other | Total |
|-------|---------|------|-----------|---------|-----------|-----------|
| CAP | Transit | 2025 | \$265,320 | \$6,458 | \$220,115 | \$491,893 |

Project: **T008272** Type Work: Intermodal
 Descp: FY 2026-COLUMBIA COUNTY-SEC.5311-CAPITAL AND OPERATIONS
 Lanes: Exist. Prop. Length:
 Total Project Cost: \$491,893
 Total Project Authorizations: \$0
 Total Parcels: 0

| Phase | Fund | Year | Federal | State | Other | Total |
|-------|---------|------|-----------|---------|-----------|-----------|
| CAP | Transit | 2026 | \$265,320 | \$6,458 | \$220,115 | \$491,893 |

Project: **T008273** Type Work: Intermodal
 Descp: FY 2027-COLUMBIA COUNTY-SEC.5311-CAPITAL AND OPERATIONS
 Lanes: Exist. Prop. Length:
 Total Project Cost: \$491,893
 Total Project Authorizations: \$0
 Total Parcels: 0

| Phase | Fund | Year | Federal | State | Other | Total |
|-------|---------|------|-----------|---------|-----------|-----------|
| CAP | Transit | 2027 | \$265,320 | \$6,458 | \$220,115 | \$491,893 |

Columbia Totals Summary

County Summary excludes lump sum projects

| Project PI# | Year | Phase | Fund | Federal | State | Other | Total |
|-------------|------|-------|---------|--------------------|-----------------|------------------|--------------------|
| T007298 | 2024 | CAP | Transit | \$265,320 | \$6,458 | \$220,115 | \$491,893 |
| T008270 | 2025 | CAP | Transit | \$265,320 | \$6,458 | \$220,115 | \$491,893 |
| T008272 | 2026 | CAP | Transit | \$265,320 | \$6,458 | \$220,115 | \$491,893 |
| T008273 | 2027 | CAP | Transit | \$265,320 | \$6,458 | \$220,115 | \$491,893 |
| | | | | \$1,061,280 | \$25,832 | \$880,460 | \$1,967,572 |

Note: Cost estimates in this section show only the county's portion of the project; If the totals are different from the list above it is an indication that the project is in multiple counties.



STATE TRANSPORTATION IMPROVEMENT PROGRAM

02/14/2023

DRAFT

Cook

Project: **0019127** Type Work: Replace Bridge
 Descp: ROUNDTREE BRIDGE ROAD @ LITTLE RIVER 4.1 MI NE OF ELLENTON
 Lanes: Exist. 2 Prop. 2 Length: 0.40
 Total Project Cost: \$5,200,000
 Total Project Authorizations: \$525,000
 Total Parcels: 0

| Phase | Fund | Year | Federal | State | Other | Total |
|-------|------|------------|-------------|-----------|-------|-------------|
| PE | STBG | 2023 | \$420,000 | \$105,000 | \$0 | \$525,000 |
| PE | BFP | 2024 | \$180,000 | \$45,000 | \$0 | \$225,000 |
| ROW | STBG | 2026 | \$220,000 | \$55,000 | \$0 | \$275,000 |
| CST | STBG | After 2027 | \$3,300,000 | \$825,000 | \$0 | \$4,125,000 |
| UTL | STBG | After 2027 | \$40,000 | \$10,000 | \$0 | \$50,000 |

In Colquitt, Cook County

Project: **T007299** Type Work: Intermodal
 Descp: FY 2024-COOK COUNTY-SEC.5311-CAPITAL AND OPERATIONS
 Lanes: Exist. 0 Prop. 0 Length: 0.00
 Total Project Cost: \$425,010
 Total Project Authorizations: \$0
 Total Parcels: 0

| Phase | Fund | Year | Federal | State | Other | Total |
|-------|---------|------|-----------|-------|----------|-----------|
| CAP | Transit | 2024 | \$340,008 | \$0 | \$85,002 | \$425,010 |

Cook Totals Summary

County Summary excludes lump sum projects

| Project P# | Year | Phase | Fund | Federal | State | Other | Total |
|------------|------|-------|---------|------------------|-----------------|-----------------|------------------|
| 0019127 | 2024 | PE | BFP | \$88,200 | \$22,050 | \$0 | \$110,250 |
| 0019127 | 2026 | ROW | STBG | \$107,800 | \$26,950 | \$0 | \$134,750 |
| T007299 | 2024 | CAP | Transit | \$340,008 | \$0 | \$85,002 | \$425,010 |
| | | | | \$536,008 | \$49,000 | \$85,002 | \$670,010 |

Note: Cost estimates in this section show only the county’s portion of the project; If the totals are different from the list above it is an indication that the project is in multiple counties.



STATE TRANSPORTATION IMPROVEMENT PROGRAM

02/14/2023

DRAFT

Crawford

Project: **T007302** Type Work: Intermodal
 Descp: FY 2024-CRAWFORD COUNTY-SEC.5311-CAPITAL AND OPERATIONS
 Lanes: Exist. 0 Prop. 0 Length: 0.00
 Total Project Cost: \$101,200
 Total Project Authorizations: \$0
 Total Parcels: 0

| Phase | Fund | Year | Federal | State | Other | Total |
|-------|---------|------|----------|-------|----------|-----------|
| CAP | Transit | 2024 | \$50,960 | \$120 | \$50,120 | \$101,200 |

Project: **T007331** Type Work: Intermodal
 Descp: FY 2024-MIDDLE GEORGIA RC-SEC.5311-MOBILITY MGMT
 Lanes: Exist. 0 Prop. 0 Length: 0.00
 Total Project Cost: \$130,000
 Total Project Authorizations: \$0
 Total Parcels: 0

| Phase | Fund | Year | Federal | State | Other | Total |
|-------|---------|------|-----------|-------|----------|-----------|
| CAP | Transit | 2024 | \$104,000 | \$0 | \$26,000 | \$130,000 |

In Baldwin, Bibb, Crawford, Houston, Jones, Monroe, Peach, Pulaski, Putnam, Twiggs, Wilkinson County

Project: **T008279** Type Work: Intermodal
 Descp: FY 2025-CRAWFORD COUNTY-SEC.5311-CAPITAL AND OPERATIONS
 Lanes: Exist. Prop. Length:
 Total Project Cost: \$178,692
 Total Project Authorizations: \$0
 Total Parcels: 0

| Phase | Fund | Year | Federal | State | Other | Total |
|-------|---------|------|-----------|---------|----------|-----------|
| CAP | Transit | 2025 | \$142,954 | \$1,800 | \$33,938 | \$178,692 |

Project: **T008281** Type Work: Intermodal
 Descp: FY 2025-CRAWFORD COUNTY-SEC.5311-CAPITAL AND OPERATIONS
 Lanes: Exist. Prop. Length:
 Total Project Cost: \$178,692
 Total Project Authorizations: \$0
 Total Parcels: 0

| Phase | Fund | Year | Federal | State | Other | Total |
|-------|---------|------|-----------|---------|----------|-----------|
| CAP | Transit | 2027 | \$142,954 | \$1,800 | \$33,938 | \$178,692 |

Project: **T008355** Type Work: Intermodal
 Descp: FY 2025-MIDDLE GEORGIA RC-SEC.5311-MOBILITY MGMT
 Lanes: Exist. Prop. Length:
 Total Project Cost: \$60,000
 Total Project Authorizations: \$0
 Total Parcels: 0

| Phase | Fund | Year | Federal | State | Other | Total |
|-------|---------|------|----------|---------|---------|----------|
| CAP | Transit | 2025 | \$48,000 | \$6,000 | \$6,000 | \$60,000 |

In Baldwin, Bibb, Crawford, Houston, Jones, Monroe, Peach, Pulaski, Putnam, Twiggs, Wilkinson County

STATE TRANSPORTATION IMPROVEMENT PROGRAM

02/14/2023

DRAFT

Project: **T008356** Type Work: Intermodal
 Descp: FY 2026-MIDDLE GEORGIA RC-SEC.5311-MOBILITY MGMT
 Lanes: Exist. Prop. Length:

| Phase | Fund | Year | Federal | State | Other | Total |
|-------|---------|------|----------|---------|---------|----------|
| CAP | Transit | 2026 | \$48,000 | \$6,000 | \$6,000 | \$60,000 |

Total Project Cost: \$60,000
 Total Project Authorizations: \$0
 Total Parcels: 0

In Baldwin, Bibb, Crawford, Houston, Jones, Monroe, Peach, Pulaski, Putnam, Twiggs, Wilkinson County

Project: **T008357** Type Work: Intermodal
 Descp: FY 2027-MIDDLE GEORGIA RC-SEC.5311-MOBILITY MGMT
 Lanes: Exist. Prop. Length:

| Phase | Fund | Year | Federal | State | Other | Total |
|-------|---------|------|----------|---------|---------|----------|
| CAP | Transit | 2027 | \$48,000 | \$6,000 | \$6,000 | \$60,000 |

Total Project Cost: \$60,000
 Total Project Authorizations: \$0
 Total Parcels: 0

In Baldwin, Bibb, Crawford, Houston, Jones, Monroe, Peach, Pulaski, Putnam, Twiggs, Wilkinson County

Crawford Totals Summary

County Summary excludes lump sum projects

| Project P# | Year | Phase | Fund | Federal | State | Other | Total |
|------------|------|-------|---------|------------------|----------------|------------------|------------------|
| T007302 | 2024 | CAP | Transit | \$50,960 | \$120 | \$50,120 | \$101,200 |
| T007331 | 2024 | CAP | Transit | \$8,320 | \$0 | \$2,080 | \$10,400 |
| T008279 | 2025 | CAP | Transit | \$142,954 | \$1,800 | \$33,938 | \$178,692 |
| T008281 | 2027 | CAP | Transit | \$142,954 | \$1,800 | \$33,938 | \$178,692 |
| T008355 | 2025 | CAP | Transit | \$3,840 | \$480 | \$480 | \$4,800 |
| T008356 | 2026 | CAP | Transit | \$3,840 | \$480 | \$480 | \$4,800 |
| T008357 | 2027 | CAP | Transit | \$3,840 | \$480 | \$480 | \$4,800 |
| | | | | \$356,707 | \$5,160 | \$121,517 | \$483,384 |

Note: Cost estimates in this section show only the county's portion of the project; If the totals are different from the list above it is an indication that the project is in multiple counties.



STATE TRANSPORTATION IMPROVEMENT PROGRAM

02/14/2023

DRAFT

Crisp

Project: **0015540** Type Work: Replace Bridge
 Descp: SR 7/US 41 @ CEDAR CREEK 1.5 MI S OF CORDELE
 Lanes: Exist. 2 Prop. 2 Length: 0.38

Total Project Cost: \$4,835,380
 Total Project Authorizations: \$2,030,350
 Total Parcels: 9
 Project Details: Replaces a substandard bridge.

| Phase | Fund | Year | Federal | State | Other | Total |
|-------|---------|------|-------------|-----------|-------|-------------|
| PE | NHPP | 2019 | \$1,316,000 | \$329,000 | \$0 | \$1,645,000 |
| ROW | NHPP | 2021 | \$308,280 | \$77,070 | \$0 | \$385,350 |
| CST | PROTECT | 2024 | \$2,244,024 | \$561,006 | \$0 | \$2,805,030 |

Project: **0015651** Type Work: Replace Bridge
 Descp: CR 73/WATSON ROAD @ REEDY BRANCH TRIB 5.9 MI E OF ARABI
 Lanes: Exist. 2 Prop. 2 Length: 0.20

Total Project Cost: \$2,382,416
 Total Project Authorizations: \$1,379,500
 Total Parcels: 5
 Project Details: Replaces a structurally deficient substandard local system bridge.

| Phase | Fund | Year | Federal | State | Other | Total |
|-------|-------|------|-----------|-----------|-----------|-------------|
| PE | STBG | 2019 | \$973,600 | \$243,400 | \$0 | \$1,217,000 |
| ROW | Local | 2019 | \$0 | \$0 | \$102,500 | \$102,500 |
| ROW | STBG | 2021 | \$48,000 | \$12,000 | \$0 | \$60,000 |
| CST | STBG | 2024 | \$802,333 | \$200,583 | \$0 | \$1,002,916 |

Project: **0016571** Type Work: Replace Bridge
 Descp: CR 4/STORY ROAD @ NORTH BRANCH SWIFT CREEK TRIB
 Lanes: Exist. 2 Prop. 2 Length: 0.20

Total Project Cost: \$2,517,062
 Total Project Authorizations: \$1,183,000
 Total Parcels: 7

| Phase | Fund | Year | Federal | State | Other | Total |
|-------|-------|------|-----------|-----------|----------|-------------|
| PE | STBG | 2020 | \$946,400 | \$236,600 | \$0 | \$1,183,000 |
| ROW | STBG | 2026 | \$161,304 | \$40,326 | \$0 | \$201,630 |
| ROW | Local | 2026 | \$0 | \$0 | \$50,000 | \$50,000 |
| CST | STBG | 2027 | \$865,946 | \$216,486 | \$0 | \$1,082,432 |

Project: **0016572** Type Work: Replace Bridge
 Descp: CR 11/LOWER PATEVILLE ROAD @ SWIFT CREEK TRIB
 Lanes: Exist. 2 Prop. 2 Length: 0.09

Total Project Cost: \$2,178,000
 Total Project Authorizations: \$948,000
 Total Parcels: 2

| Phase | Fund | Year | Federal | State | Other | Total |
|-------|-------|------|-----------|-----------|----------|-------------|
| PE | STBG | 2021 | \$52,000 | \$13,000 | \$0 | \$65,000 |
| PE | STBG | 2021 | \$706,400 | \$176,600 | \$0 | \$883,000 |
| ROW | STBG | 2024 | \$80,000 | \$20,000 | \$0 | \$100,000 |
| ROW | Local | 2024 | \$0 | \$0 | \$50,000 | \$50,000 |
| CST | STBG | 2025 | \$800,000 | \$200,000 | \$0 | \$1,000,000 |
| UTL | STBG | 2025 | \$64,000 | \$16,000 | \$0 | \$80,000 |

Project: **0019128** Type Work: Replace Bridge
 Descp: CS 718/FRONTAGE ROAD @ CEDAR CREEK TRIB 3 MI SE OF CORDELE
 Lanes: Exist. 2 Prop. 2 Length: 0.40

Total Project Cost: \$1,875,000
 Total Project Authorizations: \$385,000
 Total Parcels: 0

| Phase | Fund | Year | Federal | State | Other | Total |
|-------|------|------------|-----------|-----------|-------|-------------|
| PE | STBG | 2023 | \$308,000 | \$77,000 | \$0 | \$385,000 |
| PE | BFP | 2024 | \$165,000 | \$0 | \$0 | \$165,000 |
| ROW | STBG | 2026 | \$220,000 | \$55,000 | \$0 | \$275,000 |
| CST | STBG | After 2027 | \$800,000 | \$200,000 | \$0 | \$1,000,000 |
| UTL | STBG | After 2027 | \$40,000 | \$10,000 | \$0 | \$50,000 |

Project: **T007304** Type Work: Intermodal
 Descp: FY 2024-CRISP COUNTY-SEC.5311-CAPITAL AND OPERATIONS
 Lanes: Exist. 0 Prop. 0 Length: 0.00

Total Project Cost: \$612,566
 Total Project Authorizations: \$0
 Total Parcels: 0

| Phase | Fund | Year | Federal | State | Other | Total |
|-------|---------|------|-----------|----------|-----------|-----------|
| CAP | Transit | 2024 | \$346,052 | \$13,257 | \$253,257 | \$612,566 |

STATE TRANSPORTATION IMPROVEMENT PROGRAM

02/14/2023

DRAFT

Project: **T007343** Type Work: Intermodal
 Descp: FY 2024-RIVER VALLEY RC-SEC.5311-MOBILITY MGMT
 Lanes: Exist. 0 Prop. 0 Length: 0.00

| Phase | Fund | Year | Federal | State | Other | Total |
|-------|---------|------|-----------|-------|----------|-----------|
| CAP | Transit | 2024 | \$105,000 | \$0 | \$26,250 | \$131,250 |

Total Project Cost: \$131,250
 Total Project Authorizations: \$0
 Total Parcels: 0

In Chattahoochee, Clay, Crisp, Dooly, Harris, Macon, Marion, Muscogee, Quitman, Randolph, Schley, Stewart, Sumter, Talbot, Taylor, Webster County

Project: **T008294** Type Work: Intermodal
 Descp: FY 2025-CRISP COUNTY-SEC.5311-CAPITAL AND OPERATIONS
 Lanes: Exist. Prop. Length:

| Phase | Fund | Year | Federal | State | Other | Total |
|-------|---------|------|-----------|----------|-----------|-----------|
| CAP | Transit | 2025 | \$346,052 | \$13,257 | \$253,257 | \$612,566 |

Total Project Cost: \$612,566
 Total Project Authorizations: \$0
 Total Parcels: 0

Project: **T008299** Type Work: Intermodal
 Descp: FY 2026-CRISP COUNTY-SEC.5311-CAPITAL AND OPERATIONS
 Lanes: Exist. Prop. Length:

| Phase | Fund | Year | Federal | State | Other | Total |
|-------|---------|------|-----------|----------|-----------|-----------|
| CAP | Transit | 2026 | \$346,052 | \$13,257 | \$253,257 | \$612,566 |

Total Project Cost: \$612,566
 Total Project Authorizations: \$0
 Total Parcels: 0

Project: **T008303** Type Work: Intermodal
 Descp: FY 2027-CRISP COUNTY-SEC.5311-CAPITAL AND OPERATIONS
 Lanes: Exist. Prop. Length:

| Phase | Fund | Year | Federal | State | Other | Total |
|-------|---------|------|-----------|----------|-----------|-----------|
| CAP | Transit | 2027 | \$346,052 | \$13,257 | \$253,257 | \$612,566 |

Total Project Cost: \$612,566
 Total Project Authorizations: \$0
 Total Parcels: 0

STATE TRANSPORTATION IMPROVEMENT PROGRAM

02/14/2023

DRAFT

Crisp Totals Summary

County Summary excludes lump sum projects

| Project P# | Year | Phase | Fund | Federal | State | Other | Total |
|-------------------|-------------|--------------|-------------|--------------------|--------------------|--------------------|--------------------|
| 0015540 | 2024 | CST | PROTECT | \$2,244,024 | \$561,006 | \$0 | \$2,805,030 |
| 0015651 | 2024 | CST | STBG | \$802,333 | \$200,583 | \$0 | \$1,002,916 |
| 0016571 | 2026 | ROW | Local | \$0 | \$0 | \$50,000 | \$50,000 |
| 0016571 | 2026 | ROW | STBG | \$161,304 | \$40,326 | \$0 | \$201,630 |
| 0016571 | 2027 | CST | STBG | \$865,946 | \$216,486 | \$0 | \$1,082,432 |
| 0016572 | 2024 | ROW | Local | \$0 | \$0 | \$50,000 | \$50,000 |
| 0016572 | 2024 | ROW | STBG | \$80,000 | \$20,000 | \$0 | \$100,000 |
| 0016572 | 2025 | CST | STBG | \$800,000 | \$200,000 | \$0 | \$1,000,000 |
| 0016572 | 2025 | UTL | STBG | \$64,000 | \$16,000 | \$0 | \$80,000 |
| 0019128 | 2024 | PE | BFP | \$165,000 | \$0 | \$0 | \$165,000 |
| 0019128 | 2026 | ROW | STBG | \$220,000 | \$55,000 | \$0 | \$275,000 |
| T007304 | 2024 | CAP | Transit | \$346,052 | \$13,257 | \$253,257 | \$612,566 |
| T007343 | 2024 | CAP | Transit | \$10,500 | \$0 | \$2,625 | \$13,125 |
| T008294 | 2025 | CAP | Transit | \$346,052 | \$13,257 | \$253,257 | \$612,566 |
| T008299 | 2026 | CAP | Transit | \$346,052 | \$13,257 | \$253,257 | \$612,566 |
| T008303 | 2027 | CAP | Transit | \$346,052 | \$13,257 | \$253,257 | \$612,566 |
| | | | | \$6,797,314 | \$1,362,429 | \$1,115,653 | \$9,275,396 |

Note: Cost estimates in this section show only the county’s portion of the project; If the totals are different from the list above it is an indication that the project is in multiple counties.



STATE TRANSPORTATION IMPROVEMENT PROGRAM

02/14/2023

DRAFT

Dade

Project: **0015541** Type Work: Replace Bridge
 Descp: SR 58 @ SQUIRREL TOWN CREEK 4 MI NE OF TRENTON
 Lanes: Exist. 2 Prop. 2 Length: 0.60

Total Project Cost: \$5,776,297
 Total Project Authorizations: \$1,470,000
 Total Parcels: 4
 Project Details: Replaces a deteriorated substandard bridge.

| Phase | Fund | Year | Federal | State | Other | Total |
|-------|---------|------|-------------|-----------|-------|-------------|
| PE | STBG | 2019 | \$1,080,000 | \$270,000 | \$0 | \$1,350,000 |
| ROW | STBG | 2021 | \$96,000 | \$24,000 | \$0 | \$120,000 |
| CST | PROTECT | 2024 | \$3,153,726 | \$788,431 | \$0 | \$3,942,157 |
| UTL | STBG | 2024 | \$291,312 | \$72,828 | \$0 | \$364,140 |

Project: **0015542** Type Work: Replace Bridge
 Descp: SR 136 @ LOOKOUT CREEK
 Lanes: Exist. 2 Prop. 2 Length: 0.20

Total Project Cost: \$8,270,596
 Total Project Authorizations: \$1,900,000
 Total Parcels: 2
 Project Details: Replaces a deteriorated substandard bridge.

| Phase | Fund | Year | Federal | State | Other | Total |
|-------|------|------|-------------|-------------|-------|-------------|
| PE | STBG | 2019 | \$1,040,000 | \$260,000 | \$0 | \$1,300,000 |
| ROW | STBG | 2024 | \$71,580 | \$17,895 | \$0 | \$89,474 |
| CST | STBG | 2026 | \$4,260,828 | \$1,065,207 | \$0 | \$5,326,035 |
| UTL | STBG | 2026 | \$764,070 | \$191,017 | \$0 | \$955,087 |

Project: **0019360** Type Work: Slope Repair
 Descp: SR 136 @ MAGBY GAP
 Lanes: Exist. 2 Prop. 2 Length: 0.20

Total Project Cost: \$2,104,000
 Total Project Authorizations: \$550,000
 Total Parcels: 0

| Phase | Fund | Year | Federal | State | Other | Total |
|-------|---------|------|-------------|-----------|-------|-------------|
| PE | PROTECT | 2023 | \$440,000 | \$110,000 | \$0 | \$550,000 |
| ROW | PROTECT | 2025 | \$43,200 | \$10,800 | \$0 | \$54,000 |
| CST | PROTECT | 2025 | \$1,200,000 | \$300,000 | \$0 | \$1,500,000 |

Project: **T007305** Type Work: Intermodal
 Descp: FY 2024-DADE COUNTY-SEC.5311-CAPITAL AND OPERATIONS
 Lanes: Exist. 0 Prop. 0 Length: 0.00

Total Project Cost: \$549,250
 Total Project Authorizations: \$0
 Total Parcels: 0

| Phase | Fund | Year | Federal | State | Other | Total |
|-------|---------|------|-----------|----------|-----------|-----------|
| CAP | Transit | 2024 | \$332,606 | \$19,327 | \$197,317 | \$549,250 |

Project: **T008306** Type Work: Intermodal
 Descp: FY 2025-DADE COUNTY-SEC.5311-CAPITAL AND OPERATIONS
 Lanes: Exist. Prop. Length:

Total Project Cost: \$549,250
 Total Project Authorizations: \$0
 Total Parcels: 0

| Phase | Fund | Year | Federal | State | Other | Total |
|-------|---------|------|-----------|----------|-----------|-----------|
| CAP | Transit | 2025 | \$332,606 | \$19,327 | \$197,317 | \$549,250 |

Project: **T008307** Type Work: Intermodal
 Descp: FY 2026-DADE COUNTY-SEC.5311-CAPITAL AND OPERATIONS
 Lanes: Exist. Prop. Length:

Total Project Cost: \$549,250
 Total Project Authorizations: \$0
 Total Parcels: 0

| Phase | Fund | Year | Federal | State | Other | Total |
|-------|---------|------|-----------|----------|-----------|-----------|
| CAP | Transit | 2026 | \$332,606 | \$19,327 | \$197,317 | \$549,250 |

STATE TRANSPORTATION IMPROVEMENT PROGRAM

02/14/2023

DRAFT

Project: **T008309** Type Work: Intermodal
 Descp: FY 2027-DADE COUNTY-SEC.5311-OPERATIONS
 Lanes: Exist. Prop. Length:

| Phase | Fund | Year | Federal | State | Other | Total |
|-------|---------|------|-----------|----------|-----------|-----------|
| CAP | Transit | 2027 | \$332,606 | \$19,327 | \$197,317 | \$549,250 |

Total Project Cost: \$549,250
 Total Project Authorizations: \$0
 Total Parcels: 0

Dade Totals Summary

County Summary excludes lump sum projects

| Project P# | Year | Phase | Fund | Federal | State | Other | Total |
|------------|------|-------|---------|---------------------|--------------------|------------------|---------------------|
| 0015541 | 2024 | CST | PROTECT | \$3,153,726 | \$788,431 | \$0 | \$3,942,157 |
| 0015541 | 2024 | UTL | STBG | \$291,312 | \$72,828 | \$0 | \$364,140 |
| 0015542 | 2024 | ROW | STBG | \$71,580 | \$17,895 | \$0 | \$89,474 |
| 0015542 | 2026 | CST | STBG | \$4,260,828 | \$1,065,207 | \$0 | \$5,326,035 |
| 0015542 | 2026 | UTL | STBG | \$764,070 | \$191,017 | \$0 | \$955,087 |
| 0019360 | 2025 | ROW | PROTECT | \$43,200 | \$10,800 | \$0 | \$54,000 |
| 0019360 | 2025 | CST | PROTECT | \$1,200,000 | \$300,000 | \$0 | \$1,500,000 |
| T007305 | 2024 | CAP | Transit | \$332,606 | \$19,327 | \$197,317 | \$549,250 |
| T008306 | 2025 | CAP | Transit | \$332,606 | \$19,327 | \$197,317 | \$549,250 |
| T008307 | 2026 | CAP | Transit | \$332,606 | \$19,327 | \$197,317 | \$549,250 |
| T008309 | 2027 | CAP | Transit | \$332,606 | \$19,327 | \$197,317 | \$549,250 |
| | | | | \$11,115,139 | \$2,523,487 | \$789,268 | \$14,427,893 |

Note: Cost estimates in this section show only the county's portion of the project; If the totals are different from the list above it is an indication that the project is in multiple counties.



STATE TRANSPORTATION IMPROVEMENT PROGRAM

02/14/2023

DRAFT

Dawson

Project: **0013990** Type Work: Replace Bridge
 Descp: SR 136 @ TOTO CREEK 7.6 MI SE OF DAWSONVILLE
 Lanes: Exist. 2 Prop. 2 Length: 0.20

Total Project Cost: \$6,449,075
 Total Project Authorizations: \$1,525,000
 Total Parcels: 1
 Project Details: Replaces a substandard deteriorated bridge.

| Phase | Fund | Year | Federal | State | Other | Total |
|-------|------|------|-------------|-----------|-------|-------------|
| PE | STBG | 2017 | \$1,148,000 | \$287,000 | \$0 | \$1,435,000 |
| ROW | STBG | 2021 | \$72,000 | \$18,000 | \$0 | \$90,000 |
| CST | STBG | 2024 | \$3,939,260 | \$984,815 | \$0 | \$4,924,075 |

Project: **0017729** Type Work: Replace Bridge
 Descp: SR 53 @ THOMPSON CREEK
 Lanes: Exist. 2 Prop. 2 Length: 0.40

Total Project Cost: \$2,478,544
 Total Project Authorizations: \$850,000
 Total Parcels: 0

| Phase | Fund | Year | Federal | State | Other | Total |
|-------|---------|------------|-----------|-----------|-------|-------------|
| PE | NHPP | 2023 | \$680,000 | \$170,000 | \$0 | \$850,000 |
| ROW | PROTECT | 2026 | \$360,000 | \$90,000 | \$0 | \$450,000 |
| CST | NHPP | After 2027 | \$842,758 | \$210,689 | \$0 | \$1,053,447 |
| UTL | NHPP | After 2027 | \$100,078 | \$25,019 | \$0 | \$125,097 |

Project: **0019082** Type Work: Replace Bridge
 Descp: SR 53 @ SHOAL CREEK 1.6 MI W OF DAWSONVILLE
 Lanes: Exist. 2 Prop. 2 Length: 0.40

Total Project Cost: \$9,125,000
 Total Project Authorizations: \$630,000
 Total Parcels: 0

| Phase | Fund | Year | Federal | State | Other | Total |
|-------|------|------------|-------------|-------------|-------|-------------|
| PE | NHPP | 2023 | \$504,000 | \$126,000 | \$0 | \$630,000 |
| PE | NHPP | 2024 | \$216,000 | \$54,000 | \$0 | \$270,000 |
| ROW | NHPP | 2026 | \$220,000 | \$55,000 | \$0 | \$275,000 |
| CST | NHPP | After 2027 | \$6,320,000 | \$1,580,000 | \$0 | \$7,900,000 |
| UTL | NHPP | After 2027 | \$40,000 | \$10,000 | \$0 | \$50,000 |

Project: **T007306** Type Work: Intermodal
 Descp: FY 2024-DAWSON COUNTY-SEC.5311-CAPITAL AND OPERATIONS
 Lanes: Exist. 0 Prop. 0 Length: 0.00

Total Project Cost: \$373,950
 Total Project Authorizations: \$0
 Total Parcels: 0

| Phase | Fund | Year | Federal | State | Other | Total |
|-------|---------|------|-----------|---------|-----------|-----------|
| CAP | Transit | 2024 | \$207,309 | \$6,778 | \$159,863 | \$373,950 |

Project: **T008083** Type Work: Intermodal
 Descp: FY 2025-DAWSON COUNTY-SEC.5311-OPERATIONS
 Lanes: Exist. Prop. Length:

Total Project Cost: \$373,950
 Total Project Authorizations: \$0
 Total Parcels: 0

| Phase | Fund | Year | Federal | State | Other | Total |
|-------|---------|------|-----------|---------|-----------|-----------|
| CAP | Transit | 2025 | \$207,309 | \$6,778 | \$159,863 | \$373,950 |

Project: **T008084** Type Work: Intermodal
 Descp: FY 2026-DAWSON COUNTY-SEC.5311-OPERATIONS
 Lanes: Exist. Prop. Length:

Total Project Cost: \$373,950
 Total Project Authorizations: \$0
 Total Parcels: 0

| Phase | Fund | Year | Federal | State | Other | Total |
|-------|---------|------|-----------|---------|-----------|-----------|
| CAP | Transit | 2026 | \$207,309 | \$6,778 | \$159,863 | \$373,950 |

STATE TRANSPORTATION IMPROVEMENT PROGRAM

02/14/2023

DRAFT

Project: **T008085** Type Work: Intermodal
 Descp: FY 2027-DAWSON COUNTY-SEC.5311-OPERATIONS
 Lanes: Exist. Prop. Length:

| Phase | Fund | Year | Federal | State | Other | Total |
|-------|---------|------|-----------|---------|-----------|-----------|
| CAP | Transit | 2027 | \$207,309 | \$6,778 | \$159,863 | \$373,950 |

Total Project Cost: \$373,950
 Total Project Authorizations: \$0
 Total Parcels: 0

Dawson Totals Summary

County Summary excludes lump sum projects

| Project P# | Year | Phase | Fund | Federal | State | Other | Total |
|------------|------|-------|---------|--------------------|--------------------|------------------|--------------------|
| 0013990 | 2024 | CST | STBG | \$3,939,260 | \$984,815 | \$0 | \$4,924,075 |
| 0017729 | 2026 | ROW | PROTECT | \$360,000 | \$90,000 | \$0 | \$450,000 |
| 0019082 | 2024 | PE | NHPP | \$216,000 | \$54,000 | \$0 | \$270,000 |
| 0019082 | 2026 | ROW | NHPP | \$220,000 | \$55,000 | \$0 | \$275,000 |
| T007306 | 2024 | CAP | Transit | \$207,309 | \$6,778 | \$159,863 | \$373,950 |
| T008083 | 2025 | CAP | Transit | \$207,309 | \$6,778 | \$159,863 | \$373,950 |
| T008084 | 2026 | CAP | Transit | \$207,309 | \$6,778 | \$159,863 | \$373,950 |
| T008085 | 2027 | CAP | Transit | \$207,309 | \$6,778 | \$159,863 | \$373,950 |
| | | | | \$5,564,496 | \$1,210,927 | \$639,452 | \$7,414,875 |

Note: Cost estimates in this section show only the county’s portion of the project; If the totals are different from the list above it is an indication that the project is in multiple counties.



STATE TRANSPORTATION IMPROVEMENT PROGRAM

02/14/2023

DRAFT

Decatur

Project: **0015955** Type Work: Roadway Project
 Descp: WHIGHAM DAIRY ROAD FROM SR 38 TO SR 97/SR 309
 Lanes: Exist. 2 Prop. 2 Length: 1.70

| Phase | Fund | Year | Federal | State | Other | Total |
|-------|-------|------|---------|-------|-------------|-------------|
| CST | Local | 2024 | \$0 | \$0 | \$1,843,679 | \$1,843,679 |
| UTL | Local | 2024 | \$0 | \$0 | \$762,030 | \$762,030 |

Total Project Cost: \$13,345,697
 Total Project Authorizations: \$4,660,000
 Total Parcels: 58

Project: **T007344** Type Work: Intermodal
 Descp: FY 2024-SW GEORGIA RC-SEC.5311-CAPITAL AND OPERATIONS
 Lanes: Exist. 0 Prop. 0 Length: 0.00

| Phase | Fund | Year | Federal | State | Other | Total |
|-------|---------|------|-------------|-----------|-------------|-------------|
| CAP | Transit | 2024 | \$4,192,263 | \$139,369 | \$3,216,685 | \$7,548,317 |

Total Project Cost: \$7,548,317
 Total Project Authorizations: \$0
 Total Parcels: 0

In Baker, Calhoun, Colquitt, Decatur, Dougherty, Early, Grady, Lee, Miller, Mitchell, Seminole, Terrell, Worth County

Decatur Totals Summary

County Summary excludes lump sum projects

| Project P# | Year | Phase | Fund | Federal | State | Other | Total |
|------------|------|-------|---------|------------------|-----------------|--------------------|--------------------|
| 0015955 | 2024 | CST | Local | \$0 | \$0 | \$1,843,679 | \$1,843,679 |
| 0015955 | 2024 | UTL | Local | \$0 | \$0 | \$762,030 | \$762,030 |
| T007344 | 2024 | CAP | Transit | \$377,304 | \$12,543 | \$289,502 | \$679,349 |
| | | | | \$377,304 | \$12,543 | \$2,895,211 | \$3,285,058 |

Note: Cost estimates in this section show only the county’s portion of the project; If the totals are different from the list above it is an indication that the project is in multiple counties.



STATE TRANSPORTATION IMPROVEMENT PROGRAM

02/14/2023

DRAFT

Dodge

Project: **0016513** Type Work: Replace Bridge
 Descp: SR 257 @ GUM SWAMP CREEK 4.7 MI SW OF CHESTER
 Lanes: Exist. 2 Prop. 2 Length: 0.30

Total Project Cost: \$6,413,882
 Total Project Authorizations: \$990,000
 Total Parcels: 4

| Phase | Fund | Year | Federal | State | Other | Total |
|-------|------|------|-------------|-------------|-------|-------------|
| PE | STBG | 2020 | \$792,000 | \$198,000 | \$0 | \$990,000 |
| ROW | STBG | 2023 | \$87,312 | \$21,828 | \$0 | \$109,140 |
| CST | STBG | 2026 | \$4,156,539 | \$1,039,135 | \$0 | \$5,195,674 |
| UTL | STBG | 2026 | \$95,254 | \$23,814 | \$0 | \$119,068 |

Project: **0017225** Type Work: Replace Bridge
 Descp: SR 30/US 280 @ HOG #635221H
 Lanes: Exist. 2 Prop. 2 Length: 0.40

Total Project Cost: \$5,940,513
 Total Project Authorizations: \$850,000
 Total Parcels: 5

| Phase | Fund | Year | Federal | State | Other | Total |
|-------|------|------------|-------------|-----------|-------|-------------|
| PE | STBG | 2022 | \$600,000 | \$150,000 | \$0 | \$750,000 |
| PE | STBG | 2022 | \$80,000 | \$20,000 | \$0 | \$100,000 |
| ROW | STBG | 2025 | \$280,000 | \$70,000 | \$0 | \$350,000 |
| CST | STBG | After 2027 | \$3,716,074 | \$929,018 | \$0 | \$4,645,092 |
| UTL | STBG | After 2027 | \$76,337 | \$19,084 | \$0 | \$95,421 |

Project Details: Replaces a substandard, deteriorated bridge on a high priority route.

Project: **0017226** Type Work: Replace Bridge
 Descp: SR 87 @ LITTLE BRANCH CYPRESS RIVER @ 2 LOCS
 Lanes: Exist. 2 Prop. 2 Length: 0.80

Total Project Cost: \$4,543,138
 Total Project Authorizations: \$1,020,000
 Total Parcels: 6

| Phase | Fund | Year | Federal | State | Other | Total |
|-------|------|------------|-------------|-----------|-------|-------------|
| PE | STBG | 2022 | \$600,000 | \$150,000 | \$0 | \$750,000 |
| PE | STBG | 2022 | \$216,000 | \$54,000 | \$0 | \$270,000 |
| ROW | STBG | 2025 | \$240,000 | \$60,000 | \$0 | \$300,000 |
| CST | STBG | After 2027 | \$2,458,510 | \$614,628 | \$0 | \$3,073,138 |
| UTL | STBG | After 2027 | \$120,000 | \$30,000 | \$0 | \$150,000 |

Project Details: Replaces a deficient CMP bridge culvert.

Project: **T007307** Type Work: Intermodal
 Descp: FY 2024-DODGE COUNTY-SEC.5311-CAPITAL AND OPERATIONS
 Lanes: Exist. 0 Prop. 0 Length: 0.00

Total Project Cost: \$253,122
 Total Project Authorizations: \$0
 Total Parcels: 0

| Phase | Fund | Year | Federal | State | Other | Total |
|-------|---------|------|-----------|-------|-----------|-----------|
| CAP | Transit | 2024 | \$126,561 | \$0 | \$126,561 | \$253,122 |

Project: **T008118** Type Work: Intermodal
 Descp: FY 2025-DODGE COUNTY-SEC.5311-OPERATIONS
 Lanes: Exist. Prop. Length:

Total Project Cost: \$253,122
 Total Project Authorizations: \$0
 Total Parcels: 0

| Phase | Fund | Year | Federal | State | Other | Total |
|-------|---------|------|-----------|-------|-----------|-----------|
| CAP | Transit | 2025 | \$126,561 | \$0 | \$126,561 | \$253,122 |

Project: **T008119** Type Work: Intermodal
 Descp: FY 2026-DODGE COUNTY-SEC.5311-OPERATIONS
 Lanes: Exist. Prop. Length:

Total Project Cost: \$253,122
 Total Project Authorizations: \$0
 Total Parcels: 0

| Phase | Fund | Year | Federal | State | Other | Total |
|-------|---------|------|-----------|-------|-----------|-----------|
| CAP | Transit | 2026 | \$126,561 | \$0 | \$126,561 | \$253,122 |

STATE TRANSPORTATION IMPROVEMENT PROGRAM

02/14/2023

DRAFT

Project: **T008121** Type Work: Intermodal
 Descp: FY 2027-DODGE COUNTY-SEC.5311-OPERATIONS
 Lanes: Exist. Prop. Length:

| Phase | Fund | Year | Federal | State | Other | Total |
|-------|---------|------|-----------|-------|-----------|-----------|
| CAP | Transit | 2027 | \$126,561 | \$0 | \$126,561 | \$253,122 |

Total Project Cost: \$253,122
 Total Project Authorizations: \$0
 Total Parcels: 0

Dodge Totals Summary
 County Summary excludes lump sum projects

| Project P# | Year | Phase | Fund | Federal | State | Other | Total |
|------------|------|-------|---------|--------------------|--------------------|------------------|--------------------|
| 0016513 | 2026 | CST | STBG | \$4,156,539 | \$1,039,135 | \$0 | \$5,195,674 |
| 0016513 | 2026 | UTL | STBG | \$95,254 | \$23,814 | \$0 | \$119,068 |
| 0017225 | 2025 | ROW | STBG | \$280,000 | \$70,000 | \$0 | \$350,000 |
| 0017226 | 2025 | ROW | STBG | \$240,000 | \$60,000 | \$0 | \$300,000 |
| T007307 | 2024 | CAP | Transit | \$126,561 | \$0 | \$126,561 | \$253,122 |
| T008118 | 2025 | CAP | Transit | \$126,561 | \$0 | \$126,561 | \$253,122 |
| T008119 | 2026 | CAP | Transit | \$126,561 | \$0 | \$126,561 | \$253,122 |
| T008121 | 2027 | CAP | Transit | \$126,561 | \$0 | \$126,561 | \$253,122 |
| | | | | \$5,278,038 | \$1,192,948 | \$506,244 | \$6,977,230 |

Note: Cost estimates in this section show only the county’s portion of the project; If the totals are different from the list above it is an indication that the project is in multiple counties.



STATE TRANSPORTATION IMPROVEMENT PROGRAM

02/14/2023

DRAFT

Dooly

Project: **T007308** Type Work: Intermodal
 Descp: FY 2024-DOOLY COUNTY-SEC.5311-CAPITAL AND OPERATIONS
 Lanes: Exist. 0 Prop. 0 Length: 0.00
 Total Project Cost: \$618,216
 Total Project Authorizations: \$0
 Total Parcels: 0

| Phase | Fund | Year | Federal | State | Other | Total |
|-------|---------|------|-----------|-------|-----------|-----------|
| CAP | Transit | 2024 | \$309,108 | \$0 | \$309,108 | \$618,216 |

Project: **T007343** Type Work: Intermodal
 Descp: FY 2024-RIVER VALLEY RC-SEC.5311-MOBILITY MGMT
 Lanes: Exist. 0 Prop. 0 Length: 0.00
 Total Project Cost: \$131,250
 Total Project Authorizations: \$0
 Total Parcels: 0

| Phase | Fund | Year | Federal | State | Other | Total |
|-------|---------|------|-----------|-------|----------|-----------|
| CAP | Transit | 2024 | \$105,000 | \$0 | \$26,250 | \$131,250 |

In Chattahoochee, Clay, Crisp, Dooly, Harris, Macon, Marion, Muscogee, Quitman, Randolph, Schley, Stewart, Sumter, Talbot, Taylor, Webster County

Project: **T008124** Type Work: Intermodal
 Descp: FY 2025-DOOLY COUNTY-SEC.5311-OPERATIONS
 Lanes: Exist. Prop. Length:
 Total Project Cost: \$618,216
 Total Project Authorizations: \$0
 Total Parcels: 0

| Phase | Fund | Year | Federal | State | Other | Total |
|-------|---------|------|-----------|-------|-----------|-----------|
| CAP | Transit | 2025 | \$309,108 | \$0 | \$309,108 | \$618,216 |

Project: **T008125** Type Work: Intermodal
 Descp: FY 2026-DOOLY COUNTY-SEC.5311-OPERATIONS
 Lanes: Exist. Prop. Length:
 Total Project Cost: \$618,216
 Total Project Authorizations: \$0
 Total Parcels: 0

| Phase | Fund | Year | Federal | State | Other | Total |
|-------|---------|------|-----------|-------|-----------|-----------|
| CAP | Transit | 2026 | \$309,108 | \$0 | \$309,108 | \$618,216 |

Project: **T008126** Type Work: Intermodal
 Descp: FY 2027-DOOLY COUNTY-SEC.5311-OPERATIONS
 Lanes: Exist. Prop. Length:
 Total Project Cost: \$618,216
 Total Project Authorizations: \$0
 Total Parcels: 0

| Phase | Fund | Year | Federal | State | Other | Total |
|-------|---------|------|-----------|-------|-----------|-----------|
| CAP | Transit | 2027 | \$309,108 | \$0 | \$309,108 | \$618,216 |

STATE TRANSPORTATION IMPROVEMENT PROGRAM

02/14/2023

DRAFT

Dooly Totals Summary

County Summary excludes lump sum projects

| Project P# | Year | Phase | Fund | Federal | State | Other | Total |
|-------------------|-------------|--------------|-------------|--------------------|--------------|--------------------|--------------------|
| T007308 | 2024 | CAP | Transit | \$309,108 | \$0 | \$309,108 | \$618,216 |
| T007343 | 2024 | CAP | Transit | \$8,400 | \$0 | \$2,100 | \$10,500 |
| T008124 | 2025 | CAP | Transit | \$309,108 | \$0 | \$309,108 | \$618,216 |
| T008125 | 2026 | CAP | Transit | \$309,108 | \$0 | \$309,108 | \$618,216 |
| T008126 | 2027 | CAP | Transit | \$309,108 | \$0 | \$309,108 | \$618,216 |
| | | | | \$1,244,832 | \$0 | \$1,238,532 | \$2,483,364 |

Note: Cost estimates in this section show only the county’s portion of the project; If the totals are different from the list above it is an indication that the project is in multiple counties.



STATE TRANSPORTATION IMPROVEMENT PROGRAM

02/14/2023

DRAFT

Early

Project: **0014902** Type Work: Replace Bridge
 Descp: SR 62 @BREASTWORKS BRANCH; @DRY CREEK & @DRY CREEK OVERFLOW
 Lanes: Exist. 2 Prop. 2 Length: 1.20

| Phase | Fund | Year | Federal | State | Other | Total |
|-------|------|------|-------------|-------------|-------|-------------|
| PE | NHPP | 2017 | \$1,740,800 | \$435,200 | \$0 | \$2,176,000 |
| ROW | STBG | 2024 | \$182,278 | \$45,570 | \$0 | \$227,848 |
| CST | STBG | 2026 | \$5,662,731 | \$1,415,683 | \$0 | \$7,078,414 |

Total Project Cost: \$9,482,261
 Total Project Authorizations: \$2,176,000
 Total Parcels: 7
 Project Details: Replaces substandard bridges on high priority route

Project: **T007344** Type Work: Intermodal
 Descp: FY 2024-SW GEORGIA RC-SEC.5311-CAPITAL AND OPERATIONS
 Lanes: Exist. 0 Prop. 0 Length: 0.00

| Phase | Fund | Year | Federal | State | Other | Total |
|-------|---------|------|-------------|-----------|-------------|-------------|
| CAP | Transit | 2024 | \$4,192,263 | \$139,369 | \$3,216,685 | \$7,548,317 |

Total Project Cost: \$7,548,317
 Total Project Authorizations: \$0
 Total Parcels: 0

In Baker, Calhoun, Colquitt, Decatur, Dougherty, Early, Grady, Lee, Miller, Mitchell, Seminole, Terrell, Worth County

Early Totals Summary

County Summary excludes lump sum projects

| Project P# | Year | Phase | Fund | Federal | State | Other | Total |
|------------|------|-------|---------|--------------------|--------------------|------------------|--------------------|
| 0014902 | 2024 | ROW | STBG | \$182,278 | \$45,570 | \$0 | \$227,848 |
| 0014902 | 2026 | CST | STBG | \$5,662,731 | \$1,415,683 | \$0 | \$7,078,414 |
| T007344 | 2024 | CAP | Transit | \$377,304 | \$12,543 | \$289,502 | \$679,349 |
| | | | | \$6,222,313 | \$1,473,795 | \$289,502 | \$7,985,610 |

Note: Cost estimates in this section show only the county’s portion of the project; If the totals are different from the list above it is an indication that the project is in multiple counties.



STATE TRANSPORTATION IMPROVEMENT PROGRAM

02/14/2023

DRAFT

Echols

Project: **0015422** Type Work: Replace Bridge
 Descp: CR 96/CULPEPPER ROAD @ ALAPAHOOCHEE RIVER & @ OVERFLOW
 Lanes: Exist. 2 Prop. 2 Length: 0.80
 Total Project Cost: \$5,650,000
 Total Project Authorizations: \$750,000
 Total Parcels: 4

| Phase | Fund | Year | Federal | State | Other | Total |
|-------|-------|------|-------------|-----------|-----------|-------------|
| PE | STBG | 2022 | \$600,000 | \$150,000 | \$0 | \$750,000 |
| ROW | STBG | 2025 | \$120,000 | \$30,000 | \$0 | \$150,000 |
| ROW | Local | 2025 | \$0 | \$0 | \$150,000 | \$150,000 |
| CST | STBG | 2026 | \$3,600,000 | \$900,000 | \$0 | \$4,500,000 |
| UTL | STBG | 2026 | \$80,000 | \$20,000 | \$0 | \$100,000 |

Project: **0016514** Type Work: Replace Bridge
 Descp: SR 89/US 441 @ LITTLE SUWANNEE CREEK 8 MI S OF FARGO
 Lanes: Exist. 2 Prop. 2 Length: 0.40
 Total Project Cost: \$4,465,000
 Total Project Authorizations: \$1,115,000
 Total Parcels: 5

| Phase | Fund | Year | Federal | State | Other | Total |
|-------|---------|------|-------------|-----------|-------|-------------|
| PE | STBG | 2020 | \$292,000 | \$73,000 | \$0 | \$365,000 |
| PE | STBG | 2020 | \$600,000 | \$150,000 | \$0 | \$750,000 |
| ROW | PROTECT | 2025 | \$200,000 | \$50,000 | \$0 | \$250,000 |
| CST | STBG | 2026 | \$2,400,000 | \$600,000 | \$0 | \$3,000,000 |
| UTL | STBG | 2026 | \$80,000 | \$20,000 | \$0 | \$100,000 |

Project: **0018232** Type Work: Replace Bridge
 Descp: CR 120/HOWELL ROAD @ CONNELL BRANCH 1.5 MI E OF HOWELL
 Lanes: Exist. 2 Prop. 2 Length: 0.40
 Total Project Cost: \$6,035,000
 Total Project Authorizations: \$750,000
 Total Parcels: 0

| Phase | Fund | Year | Federal | State | Other | Total |
|-------|-------|------|-------------|-----------|----------|-------------|
| PE | STBG | 2023 | \$600,000 | \$150,000 | \$0 | \$750,000 |
| ROW | BFP | 2025 | \$220,000 | \$55,000 | \$0 | \$275,000 |
| ROW | Local | 2025 | \$0 | \$0 | \$50,000 | \$50,000 |
| CST | BFP | 2027 | \$3,920,000 | \$980,000 | \$0 | \$4,900,000 |
| UTL | BFP | 2027 | \$48,000 | \$12,000 | \$0 | \$60,000 |

Project: **0018233** Type Work: Replace Bridge
 Descp: CR 120/HOWELL RD @ ALAPAHA RIVER OVERFLOW 2.5 MI E OF HOWELL
 Lanes: Exist. 2 Prop. 2 Length: 0.40
 Total Project Cost: \$6,235,000
 Total Project Authorizations: \$750,000
 Total Parcels: 0

| Phase | Fund | Year | Federal | State | Other | Total |
|-------|-------|------|-------------|-------------|----------|-------------|
| PE | STBG | 2023 | \$600,000 | \$150,000 | \$0 | \$750,000 |
| ROW | BFP | 2025 | \$220,000 | \$55,000 | \$0 | \$275,000 |
| ROW | Local | 2025 | \$0 | \$0 | \$50,000 | \$50,000 |
| CST | BFP | 2027 | \$4,080,000 | \$1,020,000 | \$0 | \$5,100,000 |
| UTL | BFP | 2027 | \$48,000 | \$12,000 | \$0 | \$60,000 |

STATE TRANSPORTATION IMPROVEMENT PROGRAM

02/14/2023

DRAFT

Echols Totals Summary

County Summary excludes lump sum projects

| Project P# | Year | Phase | Fund | Federal | State | Other | Total |
|-------------------|-------------|--------------|-------------|---------------------|--------------------|------------------|---------------------|
| 0015422 | 2025 | ROW | Local | \$0 | \$0 | \$150,000 | \$150,000 |
| 0015422 | 2025 | ROW | STBG | \$120,000 | \$30,000 | \$0 | \$150,000 |
| 0015422 | 2026 | CST | STBG | \$3,600,000 | \$900,000 | \$0 | \$4,500,000 |
| 0015422 | 2026 | UTL | STBG | \$80,000 | \$20,000 | \$0 | \$100,000 |
| 0016514 | 2025 | ROW | PROTECT | \$200,000 | \$50,000 | \$0 | \$250,000 |
| 0016514 | 2026 | CST | STBG | \$2,400,000 | \$600,000 | \$0 | \$3,000,000 |
| 0016514 | 2026 | UTL | STBG | \$80,000 | \$20,000 | \$0 | \$100,000 |
| 0018232 | 2025 | ROW | BFP | \$220,000 | \$55,000 | \$0 | \$275,000 |
| 0018232 | 2025 | ROW | Local | \$0 | \$0 | \$50,000 | \$50,000 |
| 0018232 | 2027 | CST | BFP | \$3,920,000 | \$980,000 | \$0 | \$4,900,000 |
| 0018232 | 2027 | UTL | BFP | \$48,000 | \$12,000 | \$0 | \$60,000 |
| 0018233 | 2025 | ROW | BFP | \$220,000 | \$55,000 | \$0 | \$275,000 |
| 0018233 | 2025 | ROW | Local | \$0 | \$0 | \$50,000 | \$50,000 |
| 0018233 | 2027 | CST | BFP | \$4,080,000 | \$1,020,000 | \$0 | \$5,100,000 |
| 0018233 | 2027 | UTL | BFP | \$48,000 | \$12,000 | \$0 | \$60,000 |
| | | | | \$15,016,000 | \$3,754,000 | \$250,000 | \$19,020,000 |

Note: Cost estimates in this section show only the county’s portion of the project; If the totals are different from the list above it is an indication that the project is in multiple counties.



STATE TRANSPORTATION IMPROVEMENT PROGRAM

02/14/2023

DRAFT

Effingham

Project: **0013804** Type Work: Replace Bridge
 Descp: SR 119 @ OGEECHEE RIVER & OVERFLOW 13.6 MI SE OF BROOKLET
 Lanes: Exist. 2 Prop. 2 Length: 1.20
 Total Project Cost: \$17,995,661
 Total Project Authorizations: \$1,820,000
 Total Parcels: 4

| Phase | Fund | Year | Federal | State | Other | Total |
|-------|------|------|--------------|-------------|-------|--------------|
| PE | STBG | 2016 | \$1,360,000 | \$340,000 | \$0 | \$1,700,000 |
| ROW | STBG | 2021 | \$96,000 | \$24,000 | \$0 | \$120,000 |
| CST | STBG | 2024 | \$12,940,529 | \$3,235,132 | \$0 | \$16,175,661 |

In Bulloch, Effingham County

Project: **0018234** Type Work: Replace Bridge
 Descp: STILLWELL ROAD @ EBENEZER CREEK
 Lanes: Exist. 2 Prop. 2 Length: 0.40
 Total Project Cost: \$8,135,000
 Total Project Authorizations: \$750,000
 Total Parcels: 4

| Phase | Fund | Year | Federal | State | Other | Total |
|-------|-------|------|-------------|-------------|----------|-------------|
| PE | STBG | 2023 | \$600,000 | \$150,000 | \$0 | \$750,000 |
| ROW | BFP | 2025 | \$220,000 | \$55,000 | \$0 | \$275,000 |
| ROW | Local | 2025 | \$0 | \$0 | \$50,000 | \$50,000 |
| CST | BFP | 2027 | \$5,600,000 | \$1,400,000 | \$0 | \$7,000,000 |
| UTL | BFP | 2027 | \$48,000 | \$12,000 | \$0 | \$60,000 |

Project: **0019186** Type Work: Replace Bridge
 Descp: CR 307/LONG BRIDGE RD @ EBENEZER CREEK 4 MI E OF SPRINGFIELD
 Lanes: Exist. 2 Prop. 2 Length: 0.20
 Total Project Cost: \$4,975,000
 Total Project Authorizations: \$0
 Total Parcels: 0

| Phase | Fund | Year | Federal | State | Other | Total |
|-------|------|------------|-------------|-----------|-------|-------------|
| PE | BFP | 2023 | \$420,000 | \$105,000 | \$0 | \$525,000 |
| PE | BFP | 2024 | \$180,000 | \$45,000 | \$0 | \$225,000 |
| ROW | BFP | 2026 | \$220,000 | \$55,000 | \$0 | \$275,000 |
| CST | BFP | After 2027 | \$3,120,000 | \$780,000 | \$0 | \$3,900,000 |
| UTL | BFP | After 2027 | \$40,000 | \$10,000 | \$0 | \$50,000 |

Project: **511250-** Type Work: Bridge Rehab
 Descp: I-95 @ SAVANNAH RIVER @ SOUTH CAROLINA LINE
 Lanes: Exist. 4 Prop. 6 Length: 0.72
 Total Project Cost: \$17,310,000
 Total Project Authorizations: \$50,000
 Total Parcels: 0

| Phase | Fund | Year | Federal | State | Other | Total |
|-------|------|------|--------------|-------------|-------|--------------|
| PE | STBG | 2022 | \$40,000 | \$10,000 | \$0 | \$50,000 |
| ROW | STBG | 2023 | \$80,000 | \$20,000 | \$0 | \$100,000 |
| CST | STBG | 2025 | \$13,728,000 | \$3,432,000 | \$0 | \$17,160,000 |

Project: **T007303** Type Work: Intermodal
 Descp: FY 2024-COASTAL RC-SEC.5311-CAPITAL AND OPERATIONS
 Lanes: Exist. 0 Prop. 0 Length: 0.00
 Total Project Cost: \$4,918,395
 Total Project Authorizations: \$0
 Total Parcels: 0

| Phase | Fund | Year | Federal | State | Other | Total |
|-------|---------|------|-------------|----------|-------------|-------------|
| CAP | Transit | 2024 | \$2,614,936 | \$51,913 | \$2,251,546 | \$4,918,395 |

In Bryan, Bulloch, Camden, Chatham, Effingham, Glynn, Liberty, Long, McIntosh, Screven County

Project: **T008226** Type Work: Intermodal
 Descp: FY 2025-COASTAL RC-SEC.5311-CAPITAL AND OPERATIONS
 Lanes: Exist. Prop. Length:
 Total Project Cost: \$4,918,395
 Total Project Authorizations: \$0
 Total Parcels: 0

| Phase | Fund | Year | Federal | State | Other | Total |
|-------|---------|------|-------------|----------|-------------|-------------|
| CAP | Transit | 2025 | \$2,614,936 | \$51,913 | \$2,251,546 | \$4,918,395 |

In Bryan, Bulloch, Camden, Chatham, Effingham, Glynn, Liberty, Long, McIntosh, Screven County

STATE TRANSPORTATION IMPROVEMENT PROGRAM

02/14/2023

DRAFT

Project: **T008230** Type Work: Intermodal
 Descp: FY 2026-COASTAL RC-SEC.5311-CAPITAL AND OPERATIONS
 Lanes: Exist. Prop. Length:

| Phase | Fund | Year | Federal | State | Other | Total |
|-------|---------|------|-------------|----------|-------------|-------------|
| CAP | Transit | 2026 | \$2,614,936 | \$51,913 | \$2,251,546 | \$4,918,395 |

Total Project Cost: \$4,918,395
 Total Project Authorizations: \$0
 Total Parcels: 0

In Bryan, Bulloch, Camden, Chatham, Effingham, Glynn, Liberty, Long, McIntosh, Screven County

Project: **T008245** Type Work: Intermodal
 Descp: FY 2027-COASTAL RC-SEC.5311-CAPITAL AND OPERATIONS
 Lanes: Exist. Prop. Length:

| Phase | Fund | Year | Federal | State | Other | Total |
|-------|---------|------|-------------|----------|-------------|-------------|
| CAP | Transit | 2027 | \$2,614,936 | \$51,913 | \$2,251,546 | \$4,918,395 |

Total Project Cost: \$4,918,395
 Total Project Authorizations: \$0
 Total Parcels: 0

In Bryan, Bulloch, Camden, Chatham, Effingham, Glynn, Liberty, McIntosh, Screven County

Effingham Totals Summary

County Summary excludes lump sum projects

| Project P# | Year | Phase | Fund | Federal | State | Other | Total |
|------------|------|-------|---------|---------------------|--------------------|------------------|---------------------|
| 0013804 | 2024 | CST | STBG | \$4,917,401 | \$1,229,350 | \$0 | \$6,146,751 |
| 0018234 | 2025 | ROW | BFP | \$220,000 | \$55,000 | \$0 | \$275,000 |
| 0018234 | 2025 | ROW | Local | \$0 | \$0 | \$50,000 | \$50,000 |
| 0018234 | 2027 | CST | BFP | \$5,600,000 | \$1,400,000 | \$0 | \$7,000,000 |
| 0018234 | 2027 | UTL | BFP | \$48,000 | \$12,000 | \$0 | \$60,000 |
| 0019186 | 2024 | PE | BFP | \$180,000 | \$45,000 | \$0 | \$225,000 |
| 0019186 | 2026 | ROW | BFP | \$220,000 | \$55,000 | \$0 | \$275,000 |
| 511250- | 2025 | CST | STBG | \$13,728,000 | \$3,432,000 | \$0 | \$17,160,000 |
| T007303 | 2024 | CAP | Transit | \$261,494 | \$5,191 | \$225,155 | \$491,840 |
| T008226 | 2025 | CAP | Transit | \$261,494 | \$5,191 | \$225,155 | \$491,840 |
| T008230 | 2026 | CAP | Transit | \$261,494 | \$5,191 | \$225,155 | \$491,840 |
| T008245 | 2027 | CAP | Transit | \$261,494 | \$5,191 | \$225,155 | \$491,840 |
| | | | | \$25,959,375 | \$6,249,115 | \$950,618 | \$33,159,109 |

Note: Cost estimates in this section show only the county's portion of the project; If the totals are different from the list above it is an indication that the project is in multiple counties.



STATE TRANSPORTATION IMPROVEMENT PROGRAM

02/14/2023

DRAFT

Elbert

Project: **0015555** Type Work: Replace Bridge
 Descp: SR 79 @ BROAD RIVER 15.7 MI NW OF LINCOLNTON
 Lanes: Exist. 2 Prop. 2 Length: 0.40

Total Project Cost: \$7,576,450
 Total Project Authorizations: \$1,886,185
 Total Parcels: 10

Project Details: Replaces a deteriorated substandard bridge.

In Elbert, Lincoln County

| Phase | Fund | Year | Federal | State | Other | Total |
|-------|------|------|-------------|-------------|-------|-------------|
| PE | STBG | 2019 | \$1,508,948 | \$377,237 | \$0 | \$1,886,185 |
| ROW | STBG | 2024 | \$341,251 | \$85,313 | \$0 | \$426,564 |
| CST | STBG | 2027 | \$4,160,000 | \$1,040,000 | \$0 | \$5,200,000 |
| UTL | STBG | 2027 | \$50,961 | \$12,740 | \$0 | \$63,701 |

Project: **0019113** Type Work: Replace Bridge
 Descp: CR 37/ELIAM ROAD @ WAHACHEE CREEK 5 MI S OF MIDDLETON
 Lanes: Exist. 2 Prop. 2 Length: 0.40

Total Project Cost: \$2,175,000
 Total Project Authorizations: \$0
 Total Parcels: 0

| Phase | Fund | Year | Federal | State | Other | Total |
|-------|------|------------|-----------|-----------|-------|-------------|
| PE | BFP | 2026 | \$850,000 | \$0 | \$0 | \$850,000 |
| ROW | STBG | After 2027 | \$220,000 | \$55,000 | \$0 | \$275,000 |
| CST | STBG | After 2027 | \$800,000 | \$200,000 | \$0 | \$1,000,000 |
| UTL | STBG | After 2027 | \$40,000 | \$10,000 | \$0 | \$50,000 |

Project: **0019114** Type Work: Replace Bridge
 Descp: CR 179/BROWN BROTHERS ROAD @ LITTLE BEAVERDAM CREEK
 Lanes: Exist. 2 Prop. 2 Length: 0.20

Total Project Cost: \$2,175,000
 Total Project Authorizations: \$0
 Total Parcels: 0

| Phase | Fund | Year | Federal | State | Other | Total |
|-------|------|------------|-----------|-----------|-------|-------------|
| PE | BFP | 2026 | \$850,000 | \$0 | \$0 | \$850,000 |
| ROW | STBG | After 2027 | \$220,000 | \$55,000 | \$0 | \$275,000 |
| CST | STBG | After 2027 | \$800,000 | \$200,000 | \$0 | \$1,000,000 |
| UTL | STBG | After 2027 | \$40,000 | \$10,000 | \$0 | \$50,000 |

Project: **T007309** Type Work: Intermodal
 Descp: FY 2024-ELBERT COUNTY-SEC.5311-CAPITAL AND OPERATIONS
 Lanes: Exist. 0 Prop. 0 Length: 0.00

Total Project Cost: \$450,700
 Total Project Authorizations: \$0
 Total Parcels: 0

| Phase | Fund | Year | Federal | State | Other | Total |
|-------|---------|------|-----------|---------|-----------|-----------|
| CAP | Transit | 2024 | \$246,644 | \$7,098 | \$196,958 | \$450,700 |

Project: **T008128** Type Work: Intermodal
 Descp: FY 2025-ELBERT COUNTY-SEC.5311-CAPITAL AND OPERATIONS
 Lanes: Exist. Prop. Length:

Total Project Cost: \$450,700
 Total Project Authorizations: \$0
 Total Parcels: 0

| Phase | Fund | Year | Federal | State | Other | Total |
|-------|---------|------|-----------|---------|-----------|-----------|
| CAP | Transit | 2025 | \$246,644 | \$7,098 | \$196,958 | \$450,700 |

STATE TRANSPORTATION IMPROVEMENT PROGRAM

02/14/2023

DRAFT

Project: **T008129** Type Work: Intermodal
 Descp: FY 2026-ELBERT COUNTY-SEC.5311-CAPITAL AND OPERATIONS
 Lanes: Exist. Prop. Length:

| Phase | Fund | Year | Federal | State | Other | Total |
|-------|---------|------|-----------|---------|-----------|-----------|
| CAP | Transit | 2026 | \$246,644 | \$7,098 | \$196,958 | \$450,700 |

Total Project Cost: \$450,700
 Total Project Authorizations: \$0
 Total Parcels: 0

Project: **T008130** Type Work: Intermodal
 Descp: FY 2027-ELBERT COUNTY-SEC.5311-CAPITAL AND OPERATIONS
 Lanes: Exist. Prop. Length:

| Phase | Fund | Year | Federal | State | Other | Total |
|-------|---------|------|-----------|---------|-----------|-----------|
| CAP | Transit | 2027 | \$246,644 | \$7,098 | \$196,958 | \$450,700 |

Total Project Cost: \$450,700
 Total Project Authorizations: \$0
 Total Parcels: 0

Elbert Totals Summary

County Summary excludes lump sum projects

| Project P# | Year | Phase | Fund | Federal | State | Other | Total |
|------------|------|-------|---------|--------------------|------------------|------------------|--------------------|
| 0015555 | 2024 | ROW | STBG | \$170,626 | \$42,656 | \$0 | \$213,282 |
| 0015555 | 2027 | CST | STBG | \$2,080,000 | \$520,000 | \$0 | \$2,600,000 |
| 0015555 | 2027 | UTL | STBG | \$25,480 | \$6,370 | \$0 | \$31,851 |
| 0019113 | 2026 | PE | BFP | \$850,000 | \$0 | \$0 | \$850,000 |
| 0019114 | 2026 | PE | BFP | \$850,000 | \$0 | \$0 | \$850,000 |
| T007309 | 2024 | CAP | Transit | \$246,644 | \$7,098 | \$196,958 | \$450,700 |
| T008128 | 2025 | CAP | Transit | \$246,644 | \$7,098 | \$196,958 | \$450,700 |
| T008129 | 2026 | CAP | Transit | \$246,644 | \$7,098 | \$196,958 | \$450,700 |
| T008130 | 2027 | CAP | Transit | \$246,644 | \$7,098 | \$196,958 | \$450,700 |
| | | | | \$4,962,682 | \$597,419 | \$787,832 | \$6,347,933 |

Note: Cost estimates in this section show only the county’s portion of the project; If the totals are different from the list above it is an indication that the project is in multiple counties.



STATE TRANSPORTATION IMPROVEMENT PROGRAM

02/14/2023

DRAFT

Emanuel

Project: **0015621** Type Work: Replace Bridge
 Descp: CR 454/LAMBS BRIDGE ROAD @ CANOOCHEE CREEK NE OF SWAINSBORO
 Lanes: Exist. 2 Prop. 2 Length: 0.40

Total Project Cost: \$5,931,225
 Total Project Authorizations: \$1,255,000
 Total Parcels: 5
 Project Details: Replaces a substandard local system bridge.

| Phase | Fund | Year | Federal | State | Other | Total |
|-------|---------|------|-------------|-----------|----------|-------------|
| PE | STBG | 2019 | \$900,000 | \$225,000 | \$0 | \$1,125,000 |
| ROW | Local | 2018 | \$0 | \$0 | \$64,500 | \$64,500 |
| ROW | STBG | 2021 | \$52,400 | \$13,100 | \$0 | \$65,500 |
| CST | PROTECT | 2024 | \$3,740,980 | \$935,245 | \$0 | \$4,676,225 |

Project: **0015622** Type Work: Replace Bridge
 Descp: CR 454/LAMBS BRIDGE RD@LITTLE CANOOCHEE CRK NE OF SWAINSBORO
 Lanes: Exist. 2 Prop. 2 Length: 0.40

Total Project Cost: \$4,362,022
 Total Project Authorizations: \$1,335,000
 Total Parcels: 5
 Project Details: Replaces a substandard local system bridge.

| Phase | Fund | Year | Federal | State | Other | Total |
|-------|---------|------|-------------|-----------|----------|-------------|
| PE | STBG | 2019 | \$948,000 | \$237,000 | \$0 | \$1,185,000 |
| ROW | Local | 2018 | \$0 | \$0 | \$68,500 | \$68,500 |
| ROW | STBG | 2021 | \$65,200 | \$16,300 | \$0 | \$81,500 |
| CST | PROTECT | 2024 | \$2,421,618 | \$605,404 | \$0 | \$3,027,022 |

Project: **0017227** Type Work: Replace Bridge
 Descp: SR 192 @ BIG LONG CREEK & @ BIG LONG CREEK TRIBUTARY
 Lanes: Exist. 2 Prop. 2 Length: 0.80

Total Project Cost: \$4,318,750
 Total Project Authorizations: \$970,000
 Total Parcels: 4
 Project Details: Replaces a deficient CMP bridge culvert.

| Phase | Fund | Year | Federal | State | Other | Total |
|-------|------|------------|-------------|-----------|-------|-------------|
| PE | STBG | 2022 | \$776,000 | \$194,000 | \$0 | \$970,000 |
| ROW | STBG | 2025 | \$240,000 | \$60,000 | \$0 | \$300,000 |
| CST | STBG | After 2027 | \$2,311,000 | \$577,750 | \$0 | \$2,888,750 |
| UTL | STBG | After 2027 | \$128,000 | \$32,000 | \$0 | \$160,000 |

Project: **0017933** Type Work: Replace Bridge
 Descp: SR 26 @ FIFTEEN MILE CREEK
 Lanes: Exist. 2 Prop. 2 Length: 0.40

Total Project Cost: \$5,770,000
 Total Project Authorizations: \$1,170,000
 Total Parcels: 4

| Phase | Fund | Year | Federal | State | Other | Total |
|-------|---------|------------|-------------|-----------|-------|-------------|
| PE | STBG | 2022 | \$936,000 | \$234,000 | \$0 | \$1,170,000 |
| ROW | PROTECT | 2026 | \$240,000 | \$60,000 | \$0 | \$300,000 |
| CST | STBG | After 2027 | \$3,440,000 | \$860,000 | \$0 | \$4,300,000 |

Project: **0018235** Type Work: Replace Bridge
 Descp: CR 160/HALLS BRIDGE RD @ MULEPEN CRK 1.8 MI NW OF NORRISTOWN
 Lanes: Exist. 2 Prop. 2 Length: 0.40

Total Project Cost: \$3,235,000
 Total Project Authorizations: \$750,000
 Total Parcels: 0

| Phase | Fund | Year | Federal | State | Other | Total |
|-------|-------|------|-------------|-----------|----------|-------------|
| PE | STBG | 2023 | \$600,000 | \$150,000 | \$0 | \$750,000 |
| ROW | BFP | 2025 | \$220,000 | \$55,000 | \$0 | \$275,000 |
| ROW | Local | 2025 | \$0 | \$0 | \$50,000 | \$50,000 |
| CST | BFP | 2027 | \$1,680,000 | \$420,000 | \$0 | \$2,100,000 |
| UTL | BFP | 2027 | \$48,000 | \$12,000 | \$0 | \$60,000 |

STATE TRANSPORTATION IMPROVEMENT PROGRAM

02/14/2023

DRAFT

Project: **0018236** Type Work: Replace Bridge
 Descp: CR 160/HALLS BRIDGE ROAD @ WEST FORK YAM GRANDY CREEK
 Lanes: Exist. 2 Prop. 2 Length: 0.40

| Phase | Fund | Year | Federal | State | Other | Total |
|-------|-------|------|-----------|-----------|----------|-----------|
| PE | STBG | 2023 | \$440,000 | \$110,000 | \$0 | \$550,000 |
| ROW | Local | 2025 | \$0 | \$0 | \$50,000 | \$50,000 |
| ROW | STBG | 2025 | \$220,000 | \$55,000 | \$0 | \$275,000 |
| CST | STBG | 2027 | \$560,000 | \$140,000 | \$0 | \$700,000 |
| UTL | STBG | 2027 | \$48,000 | \$12,000 | \$0 | \$60,000 |

Total Project Cost: \$1,635,000
 Total Project Authorizations: \$550,000
 Total Parcels: 0

Emanuel Totals Summary
 County Summary excludes lump sum projects

| Project P# | Year | Phase | Fund | Federal | State | Other | Total |
|------------|------|-------|---------|--------------------|--------------------|------------------|---------------------|
| 0015621 | 2024 | CST | PROTECT | \$3,740,980 | \$935,245 | \$0 | \$4,676,225 |
| 0015622 | 2024 | CST | PROTECT | \$2,421,618 | \$605,404 | \$0 | \$3,027,022 |
| 0017227 | 2025 | ROW | STBG | \$240,000 | \$60,000 | \$0 | \$300,000 |
| 0017933 | 2026 | ROW | PROTECT | \$240,000 | \$60,000 | \$0 | \$300,000 |
| 0018235 | 2025 | ROW | BFP | \$220,000 | \$55,000 | \$0 | \$275,000 |
| 0018235 | 2025 | ROW | Local | \$0 | \$0 | \$50,000 | \$50,000 |
| 0018235 | 2027 | CST | BFP | \$1,680,000 | \$420,000 | \$0 | \$2,100,000 |
| 0018235 | 2027 | UTL | BFP | \$48,000 | \$12,000 | \$0 | \$60,000 |
| 0018236 | 2025 | ROW | Local | \$0 | \$0 | \$50,000 | \$50,000 |
| 0018236 | 2025 | ROW | STBG | \$220,000 | \$55,000 | \$0 | \$275,000 |
| 0018236 | 2027 | CST | STBG | \$560,000 | \$140,000 | \$0 | \$700,000 |
| 0018236 | 2027 | UTL | STBG | \$48,000 | \$12,000 | \$0 | \$60,000 |
| | | | | \$9,418,598 | \$2,354,649 | \$100,000 | \$11,873,247 |

Note: Cost estimates in this section show only the county’s portion of the project; If the totals are different from the list above it is an indication that the project is in multiple counties.



STATE TRANSPORTATION IMPROVEMENT PROGRAM

02/14/2023

DRAFT

Fannin

Project: **0015653** Type Work: Replace Bridge
 Descp: CR 159/MADOLA ROAD @ FIGHTINGTOWN CREEK SW OF MCCAYSVILLE
 Lanes: Exist. 2 Prop. 2 Length: 0.20

Total Project Cost: \$2,740,000
 Total Project Authorizations: \$780,000
 Total Parcels: 11

Project Details: Replaces a structurally deficient substandard local system bridge.

| Phase | Fund | Year | Federal | State | Other | Total |
|-------|-------------|------|-------------|-----------|-----------|-------------|
| PE | STBG | 2018 | \$400,000 | \$100,000 | \$0 | \$500,000 |
| PE | Other Funds | 2018 | \$224,000 | \$56,000 | \$0 | \$280,000 |
| ROW | STBG | 2024 | \$100,000 | \$25,000 | \$0 | \$125,000 |
| ROW | Local | 2024 | \$0 | \$0 | \$125,000 | \$125,000 |
| CST | STBG | 2025 | \$1,360,000 | \$340,000 | \$0 | \$1,700,000 |
| UTL | PROTECT | 2025 | \$8,000 | \$2,000 | \$0 | \$10,000 |

Project: **0016515** Type Work: Replace Bridge
 Descp: SR 5 @ TOCCOA RIVER IN MCCAYSVILLE
 Lanes: Exist. 2 Prop. 2 Length: 0.10

Total Project Cost: \$5,691,000
 Total Project Authorizations: \$1,371,000
 Total Parcels: 12

| Phase | Fund | Year | Federal | State | Other | Total |
|-------|---------|------|-------------|-----------|-------|-------------|
| PE | STBG | 2020 | \$1,096,800 | \$274,200 | \$0 | \$1,371,000 |
| ROW | PROTECT | 2025 | \$400,000 | \$100,000 | \$0 | \$500,000 |
| CST | STBG | 2026 | \$2,960,000 | \$740,000 | \$0 | \$3,700,000 |
| UTL | STBG | 2026 | \$96,000 | \$24,000 | \$0 | \$120,000 |

Project: **0019100** Type Work: Slope Repair
 Descp: SR 60 @ TOCCOA RIVER
 Lanes: Exist. 2 Prop. 2 Length: 0.40

Total Project Cost: \$1,410,000
 Total Project Authorizations: \$550,000
 Total Parcels: 0

| Phase | Fund | Year | Federal | State | Other | Total |
|-------|---------|------|-----------|-----------|-------|-----------|
| PE | PROTECT | 2022 | \$440,000 | \$110,000 | \$0 | \$550,000 |
| ROW | PROTECT | 2025 | \$48,000 | \$12,000 | \$0 | \$60,000 |
| CST | PROTECT | 2026 | \$640,000 | \$160,000 | \$0 | \$800,000 |

Project: **T007310** Type Work: Intermodal
 Descp: FY 2024-NGCA/MATS-SEC.5311.CAPITAL AND OPERATIONS
 Lanes: Exist. 0 Prop. 0 Length: 0.00

Total Project Cost: \$1,100,000
 Total Project Authorizations: \$0
 Total Parcels: 0

| Phase | Fund | Year | Federal | State | Other | Total |
|-------|---------|------|-----------|-------|-----------|-------------|
| CAP | Transit | 2024 | \$880,000 | \$0 | \$220,000 | \$1,100,000 |

In Fannin, Gilmer, Gordon, Murray, Pickens County

Project: **T008363** Type Work: Intermodal
 Descp: FY 2025-NGCA/MATS-SEC.5311.CAPITAL AND OPERATIONS
 Lanes: Exist. 0 Prop. 0 Length: 0.00

Total Project Cost: \$1,711,282
 Total Project Authorizations: \$0
 Total Parcels: 0

| Phase | Fund | Year | Federal | State | Other | Total |
|-------|---------|------|-----------|-------|-----------|-------------|
| CAP | Transit | 2025 | \$855,641 | \$0 | \$855,641 | \$1,711,282 |

In Fannin, Gilmer, Gordon, Murray, Pickens County

Project: **T008364** Type Work: Intermodal
 Descp: FY 2026-NGCA/MATS-SEC.5311.CAPITAL AND OPERATIONS
 Lanes: Exist. 0 Prop. 0 Length: 0.00

Total Project Cost: \$1,711,282
 Total Project Authorizations: \$0
 Total Parcels: 0

| Phase | Fund | Year | Federal | State | Other | Total |
|-------|---------|------|-----------|-------|-----------|-------------|
| CAP | Transit | 2026 | \$855,641 | \$0 | \$855,641 | \$1,711,282 |

In Fannin, Gilmer, Gordon, Murray, Pickens County

STATE TRANSPORTATION IMPROVEMENT PROGRAM

02/14/2023

DRAFT

Project: **T008365** Type Work: Intermodal
 Descp: FY 2027-NGCA/MATS-SEC.5311.CAPITAL AND OPERATIONS
 Lanes: Exist: 0 Prop: 0 Length: 0.00

| Phase | Fund | Year | Federal | State | Other | Total |
|-------|---------|------|-----------|-------|-----------|-------------|
| CAP | Transit | 2027 | \$855,641 | \$0 | \$855,641 | \$1,711,282 |

Total Project Cost: \$1,711,282
 Total Project Authorizations: \$0
 Total Parcels: 0

In Fannin, Gilmer, Gordon, Murray, Pickens County

Fannin Totals Summary

County Summary excludes lump sum projects

| Project P# | Year | Phase | Fund | Federal | State | Other | Total |
|------------|------|-------|---------|--------------------|--------------------|------------------|--------------------|
| 0015653 | 2024 | ROW | Local | \$0 | \$0 | \$125,000 | \$125,000 |
| 0015653 | 2024 | ROW | STBG | \$100,000 | \$25,000 | \$0 | \$125,000 |
| 0015653 | 2025 | CST | STBG | \$1,360,000 | \$340,000 | \$0 | \$1,700,000 |
| 0015653 | 2025 | UTL | PROTECT | \$8,000 | \$2,000 | \$0 | \$10,000 |
| 0016515 | 2025 | ROW | PROTECT | \$400,000 | \$100,000 | \$0 | \$500,000 |
| 0016515 | 2026 | CST | STBG | \$2,960,000 | \$740,000 | \$0 | \$3,700,000 |
| 0016515 | 2026 | UTL | STBG | \$96,000 | \$24,000 | \$0 | \$120,000 |
| 0019100 | 2025 | ROW | PROTECT | \$48,000 | \$12,000 | \$0 | \$60,000 |
| 0019100 | 2026 | CST | PROTECT | \$640,000 | \$160,000 | \$0 | \$800,000 |
| T007310 | 2024 | CAP | Transit | \$176,000 | \$0 | \$44,000 | \$220,000 |
| T008363 | 2025 | CAP | Transit | \$171,128 | \$0 | \$171,128 | \$342,256 |
| T008364 | 2026 | CAP | Transit | \$171,128 | \$0 | \$171,128 | \$342,256 |
| T008365 | 2027 | CAP | Transit | \$171,128 | \$0 | \$171,128 | \$342,256 |
| | | | | \$6,301,385 | \$1,403,000 | \$682,385 | \$8,386,769 |

Note: Cost estimates in this section show only the county's portion of the project; If the totals are different from the list above it is an indication that the project is in multiple counties.



STATE TRANSPORTATION IMPROVEMENT PROGRAM

02/14/2023

DRAFT

Franklin

Project: **0013808** Type Work: Replace Bridge
 Descp: SR 106 @ NAILS CREEK 7 MI S OF CARNESVILLE
 Lanes: Exist. 2 Prop. 2 Length: 0.20

Total Project Cost: \$5,324,012
 Total Project Authorizations: \$1,692,000
 Total Parcels: 6

Project Details: Replaces a substandard deteriorated bridges.

| Phase | Fund | Year | Federal | State | Other | Total |
|-------|-------------|------|-------------|-----------|-------|-------------|
| PE | Other Funds | 2016 | \$37,600 | \$9,400 | \$0 | \$47,000 |
| PE | STBG | 2016 | \$1,028,000 | \$257,000 | \$0 | \$1,285,000 |
| ROW | STBG | 2023 | \$288,000 | \$72,000 | \$0 | \$360,000 |
| CST | PROTECT | 2024 | \$2,761,455 | \$690,364 | \$0 | \$3,451,819 |
| UTL | STBG | 2024 | \$144,154 | \$36,039 | \$0 | \$180,193 |

Project: **0015557** Type Work: Replace Bridge
 Descp: SR 8/SR 174 @ HUDSON RIVER 8.8 MI N OF DANIELSVILLE
 Lanes: Exist. 2 Prop. 2 Length: 0.30

Total Project Cost: \$5,733,314
 Total Project Authorizations: \$1,920,000
 Total Parcels: 9

Project Details: Replaces a deteriorated substandard bridge.

| Phase | Fund | Year | Federal | State | Other | Total |
|-------|---------|------|-------------|-----------|-------|-------------|
| PE | STBG | 2018 | \$1,200,000 | \$300,000 | \$0 | \$1,500,000 |
| ROW | STBG | 2021 | \$336,000 | \$84,000 | \$0 | \$420,000 |
| CST | PROTECT | 2024 | \$3,010,651 | \$752,663 | \$0 | \$3,763,314 |
| UTL | STBG | 2024 | \$40,000 | \$10,000 | \$0 | \$50,000 |

In Franklin, Madison County

Project: **0016516** Type Work: Replace Bridge
 Descp: SR 106 @ MIDDLE FORK BROAD RIVER 2.3 MI S OF CARNESVILLE
 Lanes: Exist. 2 Prop. 2 Length: 0.28

Total Project Cost: \$5,718,764
 Total Project Authorizations: \$1,050,000
 Total Parcels: 4

| Phase | Fund | Year | Federal | State | Other | Total |
|-------|---------|------|-------------|-----------|-------|-------------|
| PE | STBG | 2020 | \$840,000 | \$210,000 | \$0 | \$1,050,000 |
| ROW | STBG | 2024 | \$112,363 | \$28,091 | \$0 | \$140,454 |
| CST | PROTECT | 2027 | \$3,375,334 | \$843,834 | \$0 | \$4,219,168 |
| UTL | STBG | 2027 | \$247,314 | \$61,829 | \$0 | \$309,143 |

Project: **0016517** Type Work: Replace Bridge
 Descp: SR 328 @ GUMLOG CREEK 3.8 MI N OF LAVONIA
 Lanes: Exist. 2 Prop. 2 Length: 0.50

Total Project Cost: \$8,006,446
 Total Project Authorizations: \$1,150,000
 Total Parcels: 7

| Phase | Fund | Year | Federal | State | Other | Total |
|-------|------|------|-------------|-------------|-------|-------------|
| PE | STBG | 2020 | \$920,000 | \$230,000 | \$0 | \$1,150,000 |
| ROW | STBG | 2024 | \$356,233 | \$89,058 | \$0 | \$445,291 |
| CST | STBG | 2027 | \$5,005,267 | \$1,251,317 | \$0 | \$6,256,584 |
| UTL | STBG | 2027 | \$123,657 | \$30,914 | \$0 | \$154,571 |

Project: **0016526** Type Work: Replace Bridge
 Descp: SR 106 @ HUDSON RIVER 3.8 MI N OF POCATALIGO
 Lanes: Exist. 2 Prop. 2 Length: 0.20

Total Project Cost: \$6,030,026
 Total Project Authorizations: \$1,125,000
 Total Parcels: 4

| Phase | Fund | Year | Federal | State | Other | Total |
|-------|------|------|-------------|-----------|-------|-------------|
| PE | STBG | 2020 | \$900,000 | \$225,000 | \$0 | \$1,125,000 |
| ROW | STBG | 2023 | \$204,000 | \$51,000 | \$0 | \$255,000 |
| CST | STBG | 2026 | \$3,616,626 | \$904,157 | \$0 | \$4,520,783 |
| UTL | STBG | 2026 | \$103,394 | \$25,848 | \$0 | \$129,242 |

In Franklin, Madison County

STATE TRANSPORTATION IMPROVEMENT PROGRAM

02/14/2023

DRAFT

Project: **0019083** Type Work: Replace Bridge
 Descp: I-85 SB & NB @ NORTH FORK BROAD RIVER 5 MI SW OF LAVONIA
 Lanes: Exist. 4 Prop. 4 Length: 0.80

Total Project Cost: \$12,500,000
 Total Project Authorizations: \$0
 Total Parcels: 0

| Phase | Fund | Year | Federal | State | Other | Total |
|-------|---------|------------|-------------|-------------|-------|--------------|
| PE | NHPP | 2023 | \$672,000 | \$168,000 | \$0 | \$840,000 |
| PE | NHPP | 2024 | \$288,000 | \$72,000 | \$0 | \$360,000 |
| ROW | PROTECT | 2026 | \$440,000 | \$110,000 | \$0 | \$550,000 |
| CST | NHPP | After 2027 | \$8,520,000 | \$2,130,000 | \$0 | \$10,650,000 |
| UTL | NHPP | After 2027 | \$80,000 | \$20,000 | \$0 | \$100,000 |

Franklin Totals Summary

County Summary excludes lump sum projects

| Project P# | Year | Phase | Fund | Federal | State | Other | Total |
|------------|------|-------|---------|---------------------|--------------------|------------|---------------------|
| 0013808 | 2024 | CST | PROTECT | \$2,761,455 | \$690,364 | \$0 | \$3,451,819 |
| 0013808 | 2024 | UTL | STBG | \$144,154 | \$36,039 | \$0 | \$180,193 |
| 0015557 | 2024 | CST | PROTECT | \$1,505,326 | \$376,331 | \$0 | \$1,881,657 |
| 0015557 | 2024 | UTL | STBG | \$20,000 | \$5,000 | \$0 | \$25,000 |
| 0016516 | 2024 | ROW | STBG | \$112,363 | \$28,091 | \$0 | \$140,454 |
| 0016516 | 2027 | CST | PROTECT | \$3,375,334 | \$843,834 | \$0 | \$4,219,168 |
| 0016516 | 2027 | UTL | STBG | \$247,314 | \$61,829 | \$0 | \$309,143 |
| 0016517 | 2024 | ROW | STBG | \$356,233 | \$89,058 | \$0 | \$445,291 |
| 0016517 | 2027 | CST | STBG | \$5,005,267 | \$1,251,317 | \$0 | \$6,256,584 |
| 0016517 | 2027 | UTL | STBG | \$123,657 | \$30,914 | \$0 | \$154,571 |
| 0016526 | 2026 | CST | STBG | \$1,844,480 | \$461,120 | \$0 | \$2,305,599 |
| 0016526 | 2026 | UTL | STBG | \$52,731 | \$13,183 | \$0 | \$65,914 |
| 0019083 | 2024 | PE | NHPP | \$288,000 | \$72,000 | \$0 | \$360,000 |
| 0019083 | 2026 | ROW | PROTECT | \$440,000 | \$110,000 | \$0 | \$550,000 |
| | | | | \$16,276,314 | \$4,069,079 | \$0 | \$20,345,393 |

Note: Cost estimates in this section show only the county's portion of the project; If the totals are different from the list above it is an indication that the project is in multiple counties.



STATE TRANSPORTATION IMPROVEMENT PROGRAM

02/14/2023

DRAFT

Gilmer

Project: **0015611** Type Work: Replace Bridge
 Descp: VANILLA LANE @ BIG TURNIPTOWN CREEK 4.9 MI NE OF ELLIJAY
 Lanes: Exist. 2 Prop. 2 Length: 0.07

Total Project Cost: \$2,649,322
 Total Project Authorizations: \$1,543,469
 Total Parcels: 4
 Project Details: Replaces a structurally deficient substandard local system bridge.

| Phase | Fund | Year | Federal | State | Other | Total |
|-------|---------|------|-----------|-----------|-----------|-------------|
| PE | STBG | 2019 | \$855,975 | \$213,994 | \$0 | \$1,069,969 |
| PE | STBG | 2019 | \$240,000 | \$60,000 | \$0 | \$300,000 |
| ROW | Local | 2019 | \$0 | \$0 | \$103,500 | \$103,500 |
| ROW | STBG | 2021 | \$56,000 | \$14,000 | \$0 | \$70,000 |
| CST | PROTECT | 2024 | \$884,683 | \$221,171 | \$0 | \$1,105,853 |

Project: **0017730** Type Work: Replace Bridge
 Descp: SR 52 @ LICKLOG CREEK 10.5 MI SE OF ELLIJAY
 Lanes: Exist. 2 Prop. 2 Length: 0.40

Total Project Cost: \$2,236,562
 Total Project Authorizations: \$650,000
 Total Parcels: 0

| Phase | Fund | Year | Federal | State | Other | Total |
|-------|------|------------|-------------|-----------|-------|-------------|
| PE | STBG | 2022 | \$520,000 | \$130,000 | \$0 | \$650,000 |
| ROW | STBG | 2025 | \$200,000 | \$50,000 | \$0 | \$250,000 |
| CST | STBG | After 2027 | \$1,000,775 | \$250,194 | \$0 | \$1,250,969 |
| UTL | STBG | After 2027 | \$68,474 | \$17,119 | \$0 | \$85,593 |

Project: **0017731** Type Work: Replace Bridge
 Descp: SR 52 @ ANDERSON CREEK TRIBUTARY
 Lanes: Exist. 2 Prop. 2 Length: 0.40

Total Project Cost: \$2,256,562
 Total Project Authorizations: \$670,000
 Total Parcels: 0

| Phase | Fund | Year | Federal | State | Other | Total |
|-------|------|------------|-------------|-----------|-------|-------------|
| PE | STBG | 2022 | \$536,000 | \$134,000 | \$0 | \$670,000 |
| ROW | STBG | 2027 | \$200,000 | \$50,000 | \$0 | \$250,000 |
| CST | STBG | After 2027 | \$1,000,775 | \$250,194 | \$0 | \$1,250,969 |
| UTL | STBG | After 2027 | \$68,474 | \$17,119 | \$0 | \$85,593 |

Project: **0017934** Type Work: Replace Bridge
 Descp: SR 52 @ CARTECAY RIVER
 Lanes: Exist. 2 Prop. 2 Length: 0.40

Total Project Cost: \$4,970,000
 Total Project Authorizations: \$870,000
 Total Parcels: 0

| Phase | Fund | Year | Federal | State | Other | Total |
|-------|---------|------------|-------------|-----------|-------|-------------|
| PE | STBG | 2022 | \$696,000 | \$174,000 | \$0 | \$870,000 |
| ROW | PROTECT | 2026 | \$240,000 | \$60,000 | \$0 | \$300,000 |
| CST | STBG | After 2027 | \$3,040,000 | \$760,000 | \$0 | \$3,800,000 |

Project: **0017935** Type Work: Replace Bridge
 Descp: SR 52 @ LICKLOG CREEK 6.6 MI SE OF ELLIJAY
 Lanes: Exist. 2 Prop. 2 Length: 0.35

Total Project Cost: \$5,020,000
 Total Project Authorizations: \$870,000
 Total Parcels: 0

| Phase | Fund | Year | Federal | State | Other | Total |
|-------|---------|------------|-------------|-----------|-------|-------------|
| PE | STBG | 2022 | \$696,000 | \$174,000 | \$0 | \$870,000 |
| ROW | PROTECT | 2026 | \$240,000 | \$60,000 | \$0 | \$300,000 |
| CST | STBG | After 2027 | \$3,040,000 | \$760,000 | \$0 | \$3,800,000 |
| UTL | STBG | After 2027 | \$40,000 | \$10,000 | \$0 | \$50,000 |

Project: **T007310** Type Work: Intermodal
 Descp: FY 2024-NGCA/MATS-SEC.5311.CAPITAL AND OPERATIONS
 Lanes: Exist. 0 Prop. 0 Length: 0.00

Total Project Cost: \$1,100,000
 Total Project Authorizations: \$0
 Total Parcels: 0

| Phase | Fund | Year | Federal | State | Other | Total |
|-------|---------|------|-----------|-------|-----------|-------------|
| CAP | Transit | 2024 | \$880,000 | \$0 | \$220,000 | \$1,100,000 |

In Famin, Gilmer, Gordon, Murray, Pickens County

STATE TRANSPORTATION IMPROVEMENT PROGRAM

02/14/2023

DRAFT

Project: **T008363** Type Work: Intermodal
 Descp: FY 2025-NGCA/MATS-SEC.5311.CAPITAL AND OPERATIONS
 Lanes: Exist. 0 Prop. 0 Length: 0.00

| Phase | Fund | Year | Federal | State | Other | Total |
|-------|---------|------|-----------|-------|-----------|-------------|
| CAP | Transit | 2025 | \$855,641 | \$0 | \$855,641 | \$1,711,282 |

Total Project Cost: \$1,711,282
 Total Project Authorizations: \$0
 Total Parcels: 0

In Fannin, Gilmer, Gordon, Murray, Pickens County

Project: **T008364** Type Work: Intermodal
 Descp: FY 2026-NGCA/MATS-SEC.5311.CAPITAL AND OPERATIONS
 Lanes: Exist. 0 Prop. 0 Length: 0.00

| Phase | Fund | Year | Federal | State | Other | Total |
|-------|---------|------|-----------|-------|-----------|-------------|
| CAP | Transit | 2026 | \$855,641 | \$0 | \$855,641 | \$1,711,282 |

Total Project Cost: \$1,711,282
 Total Project Authorizations: \$0
 Total Parcels: 0

In Fannin, Gilmer, Gordon, Murray, Pickens County

Project: **T008365** Type Work: Intermodal
 Descp: FY 2027-NGCA/MATS-SEC.5311.CAPITAL AND OPERATIONS
 Lanes: Exist. 0 Prop. 0 Length: 0.00

| Phase | Fund | Year | Federal | State | Other | Total |
|-------|---------|------|-----------|-------|-----------|-------------|
| CAP | Transit | 2027 | \$855,641 | \$0 | \$855,641 | \$1,711,282 |

Total Project Cost: \$1,711,282
 Total Project Authorizations: \$0
 Total Parcels: 0

In Fannin, Gilmer, Gordon, Murray, Pickens County

Gilmer Totals Summary

County Summary excludes lump sum projects

| Project PI# | Year | Phase | Fund | Federal | State | Other | Total |
|-------------|------|-------|---------|--------------------|------------------|------------------|--------------------|
| 0015611 | 2024 | CST | PROTECT | \$884,683 | \$221,171 | \$0 | \$1,105,853 |
| 0017730 | 2025 | ROW | STBG | \$200,000 | \$50,000 | \$0 | \$250,000 |
| 0017731 | 2027 | ROW | STBG | \$200,000 | \$50,000 | \$0 | \$250,000 |
| 0017934 | 2026 | ROW | PROTECT | \$240,000 | \$60,000 | \$0 | \$300,000 |
| 0017935 | 2026 | ROW | PROTECT | \$240,000 | \$60,000 | \$0 | \$300,000 |
| T007310 | 2024 | CAP | Transit | \$176,000 | \$0 | \$44,000 | \$220,000 |
| T008363 | 2025 | CAP | Transit | \$171,128 | \$0 | \$171,128 | \$342,256 |
| T008364 | 2026 | CAP | Transit | \$171,128 | \$0 | \$171,128 | \$342,256 |
| T008365 | 2027 | CAP | Transit | \$171,128 | \$0 | \$171,128 | \$342,256 |
| | | | | \$2,454,067 | \$441,171 | \$557,385 | \$3,452,623 |

Note: Cost estimates in this section show only the county's portion of the project; If the totals are different from the list above it is an indication that the project is in multiple counties.



STATE TRANSPORTATION IMPROVEMENT PROGRAM

02/14/2023

DRAFT

Glascocok

Project: **0019077** Type Work: Replace Bridge
 Descp: CR 48/SNIDER ROAD @ JOES CREEK
 Lanes: Exist. 2 Prop. 2 Length: 0.40

Total Project Cost: \$3,435,000
 Total Project Authorizations: \$800,000
 Total Parcels: 0

| Phase | Fund | Year | Federal | State | Other | Total |
|-------|------|------------|-------------|-----------|-------|-------------|
| PE | STBG | 2023 | \$640,000 | \$160,000 | \$0 | \$800,000 |
| ROW | STBG | 2026 | \$300,000 | \$75,000 | \$0 | \$375,000 |
| CST | STBG | After 2027 | \$1,760,000 | \$440,000 | \$0 | \$2,200,000 |
| UTL | STBG | After 2027 | \$48,000 | \$12,000 | \$0 | \$60,000 |

Project: **T007312** Type Work: Intermodal
 Descp: FY 2024-GLASCOCK COUNTY-SEC.5311-CAPITAL AND OPERATIONS
 Lanes: Exist. 0 Prop. 0 Length: 0.00

Total Project Cost: \$110,000
 Total Project Authorizations: \$0
 Total Parcels: 0

| Phase | Fund | Year | Federal | State | Other | Total |
|-------|---------|------|----------|-------|----------|-----------|
| CAP | Transit | 2024 | \$55,000 | \$0 | \$55,000 | \$110,000 |

Project: **T008137** Type Work: Intermodal
 Descp: FY 2025-GLASCOCK COUNTY-SEC.5311-OPERATIONS
 Lanes: Exist. Prop. Length:

Total Project Cost: \$110,000
 Total Project Authorizations: \$0
 Total Parcels: 0

| Phase | Fund | Year | Federal | State | Other | Total |
|-------|---------|------|----------|-------|----------|-----------|
| CAP | Transit | 2025 | \$55,000 | \$0 | \$55,000 | \$110,000 |

Project: **T008138** Type Work: Intermodal
 Descp: FY 2026-GLASCOCK COUNTY-SEC.5311-OPERATIONS
 Lanes: Exist. Prop. Length:

Total Project Cost: \$110,000
 Total Project Authorizations: \$0
 Total Parcels: 0

| Phase | Fund | Year | Federal | State | Other | Total |
|-------|---------|------|----------|-------|----------|-----------|
| CAP | Transit | 2026 | \$55,000 | \$0 | \$55,000 | \$110,000 |

Project: **T008139** Type Work: Intermodal
 Descp: FY 2027-GLASCOCK COUNTY-SEC.5311-OPERATIONS
 Lanes: Exist. Prop. Length:

Total Project Cost: \$110,000
 Total Project Authorizations: \$0
 Total Parcels: 0

| Phase | Fund | Year | Federal | State | Other | Total |
|-------|---------|------|----------|-------|----------|-----------|
| CAP | Transit | 2027 | \$55,000 | \$0 | \$55,000 | \$110,000 |

STATE TRANSPORTATION IMPROVEMENT PROGRAM

02/14/2023

DRAFT

Glascok Totals Summary

County Summary excludes lump sum projects

| Project P# | Year | Phase | Fund | Federal | State | Other | Total |
|-------------------|-------------|--------------|-------------|------------------|-----------------|------------------|------------------|
| 0019077 | 2026 | ROW | STBG | \$300,000 | \$75,000 | \$0 | \$375,000 |
| T007312 | 2024 | CAP | Transit | \$55,000 | \$0 | \$55,000 | \$110,000 |
| T008137 | 2025 | CAP | Transit | \$55,000 | \$0 | \$55,000 | \$110,000 |
| T008138 | 2026 | CAP | Transit | \$55,000 | \$0 | \$55,000 | \$110,000 |
| T008139 | 2027 | CAP | Transit | \$55,000 | \$0 | \$55,000 | \$110,000 |
| | | | | \$520,000 | \$75,000 | \$220,000 | \$815,000 |

Note: Cost estimates in this section show only the county’s portion of the project; If the totals are different from the list above it is an indication that the project is in multiple counties.



STATE TRANSPORTATION IMPROVEMENT PROGRAM

02/14/2023

DRAFT

Gordon

Project: **0013888** Type Work: Replace Bridge
 Descp: SR 156 @ SALACOA CREEK & OVERFLOW 6 MI NW OF RANGER
 Lanes: Exist. 2 Prop. 2 Length: 0.90

Total Project Cost: \$13,659,813
 Total Project Authorizations: \$2,143,000
 Total Parcels: 10
 Project Details: Replaces a substandard bridge.

| Phase | Fund | Year | Federal | State | Other | Total |
|-------|------|------|-------------|-------------|-------|--------------|
| PE | STBG | 2016 | \$1,354,400 | \$338,600 | \$0 | \$1,693,000 |
| ROW | STBG | 2021 | \$360,000 | \$90,000 | \$0 | \$450,000 |
| CST | STBG | 2026 | \$9,187,472 | \$2,296,868 | \$0 | \$11,484,340 |
| UTL | STBG | 2026 | \$25,978 | \$6,495 | \$0 | \$32,473 |

Project: **0017228** Type Work: Replace Bridge
 Descp: SR 61 @ CSX #350284W
 Lanes: Exist. 2 Prop. 2 Length: 0.80

Total Project Cost: \$5,715,746
 Total Project Authorizations: \$846,100
 Total Parcels: 4

Project Details: Replaces a substandard bridge with deteriorating substructure.

| Phase | Fund | Year | Federal | State | Other | Total |
|-------|------|------------|-------------|-----------|-------|-------------|
| PE | STBG | 2022 | \$676,880 | \$169,220 | \$0 | \$846,100 |
| ROW | STBG | 2025 | \$200,000 | \$50,000 | \$0 | \$250,000 |
| CST | STBG | After 2027 | \$3,629,558 | \$907,390 | \$0 | \$4,536,948 |
| UTL | STBG | After 2027 | \$66,158 | \$16,540 | \$0 | \$82,698 |

Project: **T007310** Type Work: Intermodal
 Descp: FY 2024-NGCA/MATS-SEC.5311.CAPITAL AND OPERATIONS
 Lanes: Exist. 0 Prop. 0 Length: 0.00

Total Project Cost: \$1,100,000
 Total Project Authorizations: \$0
 Total Parcels: 0

In Fannin, Gilmer, Gordon, Murray, Pickens County

| Phase | Fund | Year | Federal | State | Other | Total |
|-------|---------|------|-----------|-------|-----------|-------------|
| CAP | Transit | 2024 | \$880,000 | \$0 | \$220,000 | \$1,100,000 |

Project: **T008363** Type Work: Intermodal
 Descp: FY 2025-NGCA/MATS-SEC.5311.CAPITAL AND OPERATIONS
 Lanes: Exist. 0 Prop. 0 Length: 0.00

Total Project Cost: \$1,711,282
 Total Project Authorizations: \$0
 Total Parcels: 0

In Fannin, Gilmer, Gordon, Murray, Pickens County

| Phase | Fund | Year | Federal | State | Other | Total |
|-------|---------|------|-----------|-------|-----------|-------------|
| CAP | Transit | 2025 | \$855,641 | \$0 | \$855,641 | \$1,711,282 |

Project: **T008364** Type Work: Intermodal
 Descp: FY 2026-NGCA/MATS-SEC.5311.CAPITAL AND OPERATIONS
 Lanes: Exist. 0 Prop. 0 Length: 0.00

Total Project Cost: \$1,711,282
 Total Project Authorizations: \$0
 Total Parcels: 0

In Fannin, Gilmer, Gordon, Murray, Pickens County

| Phase | Fund | Year | Federal | State | Other | Total |
|-------|---------|------|-----------|-------|-----------|-------------|
| CAP | Transit | 2026 | \$855,641 | \$0 | \$855,641 | \$1,711,282 |

STATE TRANSPORTATION IMPROVEMENT PROGRAM

02/14/2023

DRAFT

Project: **T008365** Type Work: Intermodal
 Descp: FY 2027-NGCA/MATS-SEC.5311.CAPITAL AND OPERATIONS
 Lanes: Exist. 0 Prop. 0 Length: 0.00

| Phase | Fund | Year | Federal | State | Other | Total |
|-------|---------|------|-----------|-------|-----------|-------------|
| CAP | Transit | 2027 | \$855,641 | \$0 | \$855,641 | \$1,711,282 |

Total Project Cost: \$1,711,282
 Total Project Authorizations: \$0
 Total Parcels: 0

In Fannin, Gilmer, Gordon, Murray, Pickens County

Gordon Totals Summary

County Summary excludes lump sum projects

| Project P# | Year | Phase | Fund | Federal | State | Other | Total |
|------------|------|-------|---------|---------------------|--------------------|------------------|---------------------|
| 0013888 | 2026 | CST | STBG | \$9,187,472 | \$2,296,868 | \$0 | \$11,484,340 |
| 0013888 | 2026 | UTL | STBG | \$25,978 | \$6,495 | \$0 | \$32,473 |
| 0017228 | 2025 | ROW | STBG | \$200,000 | \$50,000 | \$0 | \$250,000 |
| T007310 | 2024 | CAP | Transit | \$176,000 | \$0 | \$44,000 | \$220,000 |
| T008363 | 2025 | CAP | Transit | \$171,128 | \$0 | \$171,128 | \$342,256 |
| T008364 | 2026 | CAP | Transit | \$171,128 | \$0 | \$171,128 | \$342,256 |
| T008365 | 2027 | CAP | Transit | \$171,128 | \$0 | \$171,128 | \$342,256 |
| | | | | \$10,102,835 | \$2,353,363 | \$557,385 | \$13,013,582 |

Note: Cost estimates in this section show only the county's portion of the project; If the totals are different from the list above it is an indication that the project is in multiple counties.



STATE TRANSPORTATION IMPROVEMENT PROGRAM

02/14/2023

DRAFT

Grady

Project: **0018241** Type Work: Replace Bridge
 Descp: CR 324/LOWER PINE PARK ROAD @ BRUMBLEY CREEK
 Lanes: Exist. 2 Prop. 2 Length: 0.20

Total Project Cost: \$9,935,000
 Total Project Authorizations: \$0
 Total Parcels: 0

| Phase | Fund | Year | Federal | State | Other | Total |
|-------|-------|------|-------------|-------------|----------|-------------|
| PE | BFP | 2023 | \$600,000 | \$150,000 | \$0 | \$750,000 |
| ROW | Local | 2025 | \$0 | \$0 | \$50,000 | \$50,000 |
| ROW | BFP | 2025 | \$220,000 | \$55,000 | \$0 | \$275,000 |
| CST | BFP | 2027 | \$7,040,000 | \$1,760,000 | \$0 | \$8,800,000 |
| UTL | BFP | 2027 | \$48,000 | \$12,000 | \$0 | \$60,000 |

Project: **0019093** Type Work: Replace Bridge
 Descp: SR 38/US 84 EB @ BARNETTS CREEK & OVERFLOW
 Lanes: Exist. 4 Prop. 4 Length: 0.40

Total Project Cost: \$8,455,000
 Total Project Authorizations: \$840,000
 Total Parcels: 0

| Phase | Fund | Year | Federal | State | Other | Total |
|-------|---------|------------|-------------|-------------|-------|-------------|
| PE | NHPP | 2023 | \$672,000 | \$168,000 | \$0 | \$840,000 |
| PE | NHPP | 2024 | \$288,000 | \$72,000 | \$0 | \$360,000 |
| ROW | PROTECT | 2026 | \$440,000 | \$110,000 | \$0 | \$550,000 |
| CST | NHPP | After 2027 | \$5,284,000 | \$1,321,000 | \$0 | \$6,605,000 |
| UTL | NHPP | After 2027 | \$80,000 | \$20,000 | \$0 | \$100,000 |

In Grady, Thomas County

Project: **T007344** Type Work: Intermodal
 Descp: FY 2024-SW GEORGIA RC-SEC.5311-CAPITAL AND OPERATIONS
 Lanes: Exist. 0 Prop. 0 Length: 0.00

Total Project Cost: \$7,548,317
 Total Project Authorizations: \$0
 Total Parcels: 0

| Phase | Fund | Year | Federal | State | Other | Total |
|-------|---------|------|-------------|-----------|-------------|-------------|
| CAP | Transit | 2024 | \$4,192,263 | \$139,369 | \$3,216,685 | \$7,548,317 |

In Baker, Calhoun, Colquitt, Decatur, Dougherty, Early, Grady, Lee, Miller, Mitchell, Seminole, Terrell, Worth County

Grady Totals Summary

County Summary excludes lump sum projects

| Project P# | Year | Phase | Fund | Federal | State | Other | Total |
|------------|------|-------|---------|--------------------|--------------------|------------------|---------------------|
| 0018241 | 2025 | ROW | BFP | \$220,000 | \$55,000 | \$0 | \$275,000 |
| 0018241 | 2025 | ROW | Local | \$0 | \$0 | \$50,000 | \$50,000 |
| 0018241 | 2027 | CST | BFP | \$7,040,000 | \$1,760,000 | \$0 | \$8,800,000 |
| 0018241 | 2027 | UTL | BFP | \$48,000 | \$12,000 | \$0 | \$60,000 |
| 0019093 | 2024 | PE | NHPP | \$144,000 | \$36,000 | \$0 | \$180,000 |
| 0019093 | 2026 | ROW | PROTECT | \$220,000 | \$55,000 | \$0 | \$275,000 |
| T007344 | 2024 | CAP | Transit | \$377,304 | \$12,543 | \$289,502 | \$679,349 |
| | | | | \$8,049,304 | \$1,930,543 | \$339,502 | \$10,319,349 |

Note: Cost estimates in this section show only the county's portion of the project; If the totals are different from the list above it is an indication that the project is in multiple counties.



STATE TRANSPORTATION IMPROVEMENT PROGRAM

02/14/2023

DRAFT

Greene

Project: **0016818** Type Work: Passing Lanes
 Descp: SR 15 FM N OF BOSWELL RD TO S OF ANTIOCH CHURCH RD @ 2 LOCS
 Lanes: Exist. 2 Prop. 2 Length: 2.90
 Total Project Cost: \$11,063,975
 Total Project Authorizations: \$2,392,920
 Total Parcels: 20

| Phase | Fund | Year | Federal | State | Other | Total |
|-------|------|------------|-------------|-------------|-------|-------------|
| PE | STBG | 2023 | \$1,914,336 | \$478,584 | \$0 | \$2,392,920 |
| ROW | STBG | 2026 | \$1,195,244 | \$298,811 | \$0 | \$1,494,055 |
| CST | STBG | After 2027 | \$5,101,600 | \$1,275,400 | \$0 | \$6,377,000 |
| UTL | STBG | After 2027 | \$640,000 | \$160,000 | \$0 | \$800,000 |

In Greene, Oconee County

Project: **0017232** Type Work: Replace Bridge
 Descp: I-20 EB & WB @ OCONEE RIVER & @ OCONEE RIVER OVERFLOW
 Lanes: Exist. 4 Prop. 4 Length: 0.80
 Total Project Cost: \$28,574,994
 Total Project Authorizations: \$1,900,000
 Total Parcels: 4

| Phase | Fund | Year | Federal | State | Other | Total |
|-------|------|------|--------------|-------------|-------|--------------|
| PE | STBG | 2022 | \$1,520,000 | \$380,000 | \$0 | \$1,900,000 |
| ROW | STBG | 2025 | \$360,000 | \$90,000 | \$0 | \$450,000 |
| CST | STBG | 2027 | \$20,739,995 | \$5,184,999 | \$0 | \$25,924,994 |
| UTL | STBG | 2027 | \$240,000 | \$60,000 | \$0 | \$300,000 |

In Greene, Morgan County

Project Details: Replaces a substandard, deteriorated bridge on a critical route.

Project: **0019086** Type Work: Replace Bridge
 Descp: I-20 @ SR 77 IN SILOAM
 Lanes: Exist. 4 Prop. 4 Length: 0.40
 Total Project Cost: \$10,250,000
 Total Project Authorizations: \$560,000
 Total Parcels: 0

| Phase | Fund | Year | Federal | State | Other | Total |
|-------|------|------------|-------------|-------------|-------|-------------|
| PE | STBG | 2023 | \$448,000 | \$112,000 | \$0 | \$560,000 |
| PE | STBG | 2024 | \$192,000 | \$48,000 | \$0 | \$240,000 |
| ROW | STBG | 2026 | \$220,000 | \$55,000 | \$0 | \$275,000 |
| CST | STBG | After 2027 | \$7,300,000 | \$1,825,000 | \$0 | \$9,125,000 |
| UTL | STBG | After 2027 | \$40,000 | \$10,000 | \$0 | \$50,000 |

Project: **T007313** Type Work: Intermodal
 Descp: FY 2024-GREENE COUNTY-SEC.5311-CAPITAL AND OPERATIONS
 Lanes: Exist. 0 Prop. 0 Length: 0.00
 Total Project Cost: \$290,000
 Total Project Authorizations: \$0
 Total Parcels: 0

| Phase | Fund | Year | Federal | State | Other | Total |
|-------|---------|------|-----------|-------|-----------|-----------|
| CAP | Transit | 2024 | \$145,000 | \$0 | \$145,000 | \$290,000 |

Project: **T008159** Type Work: Intermodal
 Descp: FY 2025-GREENE COUNTY-SEC.5311-OPERATIONS
 Lanes: Exist. Prop. Length:
 Total Project Cost: \$290,000
 Total Project Authorizations: \$0
 Total Parcels: 0

| Phase | Fund | Year | Federal | State | Other | Total |
|-------|---------|------|-----------|-------|-----------|-----------|
| CAP | Transit | 2025 | \$145,000 | \$0 | \$145,000 | \$290,000 |

STATE TRANSPORTATION IMPROVEMENT PROGRAM

02/14/2023

DRAFT

Project: **T008160** Type Work: Intermodal
 Descp: FY 2026-GREENE COUNTY-SEC.5311-OPERATIONS
 Lanes: Exist. Prop. Length:

| Phase | Fund | Year | Federal | State | Other | Total |
|-------|---------|------|-----------|-------|-----------|-----------|
| CAP | Transit | 2026 | \$145,000 | \$0 | \$145,000 | \$290,000 |

Total Project Cost: \$290,000
 Total Project Authorizations: \$0
 Total Parcels: 0

Project: **T008161** Type Work: Intermodal
 Descp: FY 2027-GREENE COUNTY-SEC.5311-OPERATIONS
 Lanes: Exist. Prop. Length:

| Phase | Fund | Year | Federal | State | Other | Total |
|-------|---------|------|-----------|-------|-----------|-----------|
| CAP | Transit | 2027 | \$145,000 | \$0 | \$145,000 | \$290,000 |

Total Project Cost: \$290,000
 Total Project Authorizations: \$0
 Total Parcels: 0

Greene Totals Summary
 County Summary excludes lump sum projects

| Project P# | Year | Phase | Fund | Federal | State | Other | Total |
|------------|------|-------|---------|---------------------|--------------------|------------------|---------------------|
| 0016818 | 2026 | ROW | STBG | \$609,574 | \$152,394 | \$0 | \$761,968 |
| 0017232 | 2025 | ROW | STBG | \$208,800 | \$52,200 | \$0 | \$261,000 |
| 0017232 | 2027 | CST | STBG | \$12,029,197 | \$3,007,299 | \$0 | \$15,036,497 |
| 0017232 | 2027 | UTL | STBG | \$139,200 | \$34,800 | \$0 | \$174,000 |
| 0019086 | 2024 | PE | STBG | \$192,000 | \$48,000 | \$0 | \$240,000 |
| 0019086 | 2026 | ROW | STBG | \$220,000 | \$55,000 | \$0 | \$275,000 |
| T007313 | 2024 | CAP | Transit | \$145,000 | \$0 | \$145,000 | \$290,000 |
| T008159 | 2025 | CAP | Transit | \$145,000 | \$0 | \$145,000 | \$290,000 |
| T008160 | 2026 | CAP | Transit | \$145,000 | \$0 | \$145,000 | \$290,000 |
| T008161 | 2027 | CAP | Transit | \$145,000 | \$0 | \$145,000 | \$290,000 |
| | | | | \$13,978,772 | \$3,349,693 | \$580,000 | \$17,908,465 |

Note: Cost estimates in this section show only the county’s portion of the project; If the totals are different from the list above it is an indication that the project is in multiple counties.



STATE TRANSPORTATION IMPROVEMENT PROGRAM

02/14/2023

DRAFT

Habersham

Project: **0015636** Type Work: Replace Bridge
 Descp: CR 225/TUGALO SHORT CUT ROAD @ LITTLE PANTHER CREEK
 Lanes: Exist. 2 Prop. 2 Length: 0.10

Total Project Cost: \$2,666,215
 Total Project Authorizations: \$1,357,200
 Total Parcels: 3
 Project Details: Replaces a structurally deficient substandard local system bridge.

| Phase | Fund | Year | Federal | State | Other | Total |
|-------|-------|------|-----------|-----------|----------|-------------|
| PE | STBG | 2019 | \$320,000 | \$80,000 | \$0 | \$400,000 |
| PE | STBG | 2019 | \$633,360 | \$158,340 | \$0 | \$791,700 |
| ROW | Local | 2018 | \$0 | \$0 | \$95,500 | \$95,500 |
| ROW | STBG | 2022 | \$56,000 | \$14,000 | \$0 | \$70,000 |
| CST | STBG | 2025 | \$961,484 | \$240,371 | \$0 | \$1,201,854 |
| UTL | STBG | 2025 | \$85,729 | \$21,432 | \$0 | \$107,161 |

Project: **0017732** Type Work: Replace Bridge
 Descp: SR 17/SR 115 @ SOQUEE RIVER
 Lanes: Exist. 2 Prop. 2 Length: 0.43

Total Project Cost: \$11,157,241
 Total Project Authorizations: \$1,084,000
 Total Parcels: 0

| Phase | Fund | Year | Federal | State | Other | Total |
|-------|------|------|-------------|-------------|-------|-------------|
| ROW | STBG | 2025 | \$360,000 | \$90,000 | \$0 | \$450,000 |
| CST | STBG | 2026 | \$7,598,515 | \$1,899,629 | \$0 | \$9,498,144 |
| UTL | STBG | 2026 | \$100,078 | \$25,019 | \$0 | \$125,097 |

Project: **0017733** Type Work: Replace Bridge
 Descp: SR 255 @ AMYS CREEK
 Lanes: Exist. 2 Prop. 2 Length: 0.40

Total Project Cost: \$2,240,973
 Total Project Authorizations: \$906,000
 Total Parcels: 0

| Phase | Fund | Year | Federal | State | Other | Total |
|-------|---------|------------|-----------|-----------|-------|-----------|
| PE | STBG | 2022 | \$724,800 | \$181,200 | \$0 | \$906,000 |
| ROW | PROTECT | 2026 | \$280,000 | \$70,000 | \$0 | \$350,000 |
| CST | STBG | After 2027 | \$708,970 | \$177,242 | \$0 | \$886,212 |
| UTL | STBG | After 2027 | \$79,009 | \$19,752 | \$0 | \$98,761 |

Project: **0017734** Type Work: Replace Bridge
 Descp: SR 384 @ CHATTAHOOCHEE RIVER
 Lanes: Exist. 2 Prop. 2 Length: 0.40

Total Project Cost: \$8,878,849
 Total Project Authorizations: \$1,451,000
 Total Parcels: 0

| Phase | Fund | Year | Federal | State | Other | Total |
|-------|---------|------------|-------------|-------------|-------|-------------|
| PE | STBG | 2022 | \$1,160,800 | \$290,200 | \$0 | \$1,451,000 |
| ROW | PROTECT | 2026 | \$280,000 | \$70,000 | \$0 | \$350,000 |
| CST | STBG | After 2027 | \$5,583,270 | \$1,395,818 | \$0 | \$6,979,088 |
| UTL | STBG | After 2027 | \$79,009 | \$19,752 | \$0 | \$98,761 |

In Habersham, White County

Project: **0018242** Type Work: Replace Bridge
 Descp: CR 193/HUB TATUM ROAD @ SAUTEE CREEK 3 MI S OF BATESVILLE
 Lanes: Exist. 2 Prop. 2 Length: 0.20

Total Project Cost: \$1,735,000
 Total Project Authorizations: \$550,000
 Total Parcels: 0

| Phase | Fund | Year | Federal | State | Other | Total |
|-------|-------|------|-----------|-----------|----------|-----------|
| PE | STBG | 2023 | \$440,000 | \$110,000 | \$0 | \$550,000 |
| ROW | Local | 2025 | \$0 | \$0 | \$50,000 | \$50,000 |
| ROW | STBG | 2025 | \$220,000 | \$55,000 | \$0 | \$275,000 |
| CST | STBG | 2027 | \$640,000 | \$160,000 | \$0 | \$800,000 |
| UTL | STBG | 2027 | \$48,000 | \$12,000 | \$0 | \$60,000 |

Project: **0018243** Type Work: Replace Bridge
 Descp: CR 512/GARRISON DRIVE @ MUD CREEK 7.4 MI SW OF BALDWIN
 Lanes: Exist. 2 Prop. 2 Length: 0.18

Total Project Cost: \$1,335,000
 Total Project Authorizations: \$550,000
 Total Parcels: 0

| Phase | Fund | Year | Federal | State | Other | Total |
|-------|-------|------|-----------|-----------|----------|-----------|
| PE | STBG | 2023 | \$440,000 | \$110,000 | \$0 | \$550,000 |
| ROW | Local | 2025 | \$0 | \$0 | \$50,000 | \$50,000 |
| ROW | STBG | 2025 | \$220,000 | \$55,000 | \$0 | \$275,000 |
| CST | STBG | 2027 | \$320,000 | \$80,000 | \$0 | \$400,000 |
| UTL | STBG | 2027 | \$48,000 | \$12,000 | \$0 | \$60,000 |

STATE TRANSPORTATION IMPROVEMENT PROGRAM

02/14/2023

DRAFT

Project: **0019078** Type Work: Replace Bridge
 Descp: CS 787/SEVENTH STREET @ NS# 929693U IN MOUNT AIRY
 Lanes: Exist. 2 Prop. 2 Length: 0.16

 Total Project Cost: \$1,485,000
 Total Project Authorizations: \$750,000
 Total Parcels: 2

| Phase | Fund | Year | Federal | State | Other | Total |
|-------|------|------------|-----------|-----------|-------|-----------|
| PE | STBG | 2023 | \$600,000 | \$150,000 | \$0 | \$750,000 |
| ROW | STBG | 2026 | \$220,000 | \$55,000 | \$0 | \$275,000 |
| CST | STBG | After 2027 | \$320,000 | \$80,000 | \$0 | \$400,000 |
| UTL | STBG | After 2027 | \$48,000 | \$12,000 | \$0 | \$60,000 |

Project: **T007314** Type Work: Intermodal
 Descp: FY 2024-HABERSHAM COUNTY-SEC.5311-CAPITAL AND OPERATIONS
 Lanes: Exist. 0 Prop. 0 Length: 0.00

 Total Project Cost: \$138,078
 Total Project Authorizations: \$0
 Total Parcels: 0

| Phase | Fund | Year | Federal | State | Other | Total |
|-------|---------|------|----------|-------|----------|-----------|
| CAP | Transit | 2024 | \$69,039 | \$0 | \$69,039 | \$138,078 |

Project: **T008163** Type Work: Intermodal
 Descp: FY 2025-HABERSHAM COUNTY-SEC.5311-CAPITAL AND OPERATIONS
 Lanes: Exist. Prop. Length:

 Total Project Cost: \$138,078
 Total Project Authorizations: \$0
 Total Parcels: 0

| Phase | Fund | Year | Federal | State | Other | Total |
|-------|---------|------|----------|-------|----------|-----------|
| CAP | Transit | 2025 | \$69,039 | \$0 | \$69,039 | \$138,078 |

Project: **T008167** Type Work: Intermodal
 Descp: FY 2026-HABERSHAM COUNTY-SEC.5311-CAPITAL AND OPERATIONS
 Lanes: Exist. Prop. Length:

 Total Project Cost: \$138,078
 Total Project Authorizations: \$0
 Total Parcels: 0

| Phase | Fund | Year | Federal | State | Other | Total |
|-------|---------|------|----------|-------|----------|-----------|
| CAP | Transit | 2026 | \$69,039 | \$0 | \$69,039 | \$138,078 |

Project: **T008168** Type Work: Intermodal
 Descp: FY 2027-HABERSHAM COUNTY-SEC.5311-CAPITAL AND OPERATIONS
 Lanes: Exist. Prop. Length:

 Total Project Cost: \$138,078
 Total Project Authorizations: \$0
 Total Parcels: 0

| Phase | Fund | Year | Federal | State | Other | Total |
|-------|---------|------|----------|-------|----------|-----------|
| CAP | Transit | 2027 | \$69,039 | \$0 | \$69,039 | \$138,078 |

STATE TRANSPORTATION IMPROVEMENT PROGRAM

02/14/2023

DRAFT

Habersham Totals Summary

County Summary excludes lump sum projects

| Project P# | Year | Phase | Fund | Federal | State | Other | Total |
|-------------------|-------------|--------------|-------------|---------------------|--------------------|------------------|---------------------|
| 0015636 | 2025 | CST | STBG | \$961,484 | \$240,371 | \$0 | \$1,201,854 |
| 0015636 | 2025 | UTL | STBG | \$85,729 | \$21,432 | \$0 | \$107,161 |
| 0017732 | 2025 | ROW | STBG | \$360,000 | \$90,000 | \$0 | \$450,000 |
| 0017732 | 2026 | CST | STBG | \$7,598,515 | \$1,899,629 | \$0 | \$9,498,144 |
| 0017732 | 2026 | UTL | STBG | \$100,078 | \$25,019 | \$0 | \$125,097 |
| 0017733 | 2026 | ROW | PROTECT | \$280,000 | \$70,000 | \$0 | \$350,000 |
| 0017734 | 2026 | ROW | PROTECT | \$140,000 | \$35,000 | \$0 | \$175,000 |
| 0018242 | 2025 | ROW | Local | \$0 | \$0 | \$50,000 | \$50,000 |
| 0018242 | 2025 | ROW | STBG | \$220,000 | \$55,000 | \$0 | \$275,000 |
| 0018242 | 2027 | CST | STBG | \$640,000 | \$160,000 | \$0 | \$800,000 |
| 0018242 | 2027 | UTL | STBG | \$48,000 | \$12,000 | \$0 | \$60,000 |
| 0018243 | 2025 | ROW | Local | \$0 | \$0 | \$50,000 | \$50,000 |
| 0018243 | 2025 | ROW | STBG | \$220,000 | \$55,000 | \$0 | \$275,000 |
| 0018243 | 2027 | CST | STBG | \$320,000 | \$80,000 | \$0 | \$400,000 |
| 0018243 | 2027 | UTL | STBG | \$48,000 | \$12,000 | \$0 | \$60,000 |
| 0019078 | 2026 | ROW | STBG | \$220,000 | \$55,000 | \$0 | \$275,000 |
| T007314 | 2024 | CAP | Transit | \$69,039 | \$0 | \$69,039 | \$138,078 |
| T008163 | 2025 | CAP | Transit | \$69,039 | \$0 | \$69,039 | \$138,078 |
| T008167 | 2026 | CAP | Transit | \$69,039 | \$0 | \$69,039 | \$138,078 |
| T008168 | 2027 | CAP | Transit | \$69,039 | \$0 | \$69,039 | \$138,078 |
| | | | | \$11,517,961 | \$2,810,451 | \$376,156 | \$14,704,568 |

Note: Cost estimates in this section show only the county’s portion of the project; If the totals are different from the list above it is an indication that the project is in multiple counties.



STATE TRANSPORTATION IMPROVEMENT PROGRAM

02/14/2023

DRAFT

Hancock

Project: **0015602** Type Work: Replace Bridge
 Descp: CR 101/WATER WORKS ROAD @ CSX #279806B 2.1 MI W OF SPARTA
 Lanes: Exist. 2 Prop. 2 Length: 0.30
 Total Project Cost: \$3,088,447
 Total Project Authorizations: \$1,294,200
 Total Parcels: 5
 Project Details: Replaces a structurally deficient substandard bridge.

| Phase | Fund | Year | Federal | State | Other | Total |
|-------|-------|------|-------------|-----------|----------|-------------|
| PE | STBG | 2019 | \$560,000 | \$140,000 | \$0 | \$700,000 |
| PE | STBG | 2019 | \$355,360 | \$88,840 | \$0 | \$444,200 |
| ROW | Local | 2019 | \$0 | \$0 | \$68,000 | \$68,000 |
| ROW | STBG | 2021 | \$65,600 | \$16,400 | \$0 | \$82,000 |
| CST | STBG | 2024 | \$1,435,398 | \$358,849 | \$0 | \$1,794,247 |

Project: **0016593** Type Work: Replace Bridge
 Descp: CR 118/GLEN FORD ROAD @ CSX #279810R
 Lanes: Exist. 2 Prop. 2 Length: 0.10
 Total Project Cost: \$5,246,337
 Total Project Authorizations: \$675,000
 Total Parcels: 9

| Phase | Fund | Year | Federal | State | Other | Total |
|-------|-------|------|-------------|-----------|----------|-------------|
| PE | STBG | 2021 | \$540,000 | \$135,000 | \$0 | \$675,000 |
| ROW | Local | 2024 | \$0 | \$0 | \$75,000 | \$75,000 |
| ROW | STBG | 2024 | \$128,177 | \$32,044 | \$0 | \$160,222 |
| CST | STBG | 2026 | \$3,117,405 | \$779,351 | \$0 | \$3,896,756 |
| UTL | STBG | 2026 | \$351,487 | \$87,872 | \$0 | \$439,359 |

Project: **0016594** Type Work: Replace Bridge
 Descp: CR 123/DAVIS ROAD @ CSX #279813L
 Lanes: Exist. 2 Prop. 2 Length: 0.40
 Total Project Cost: \$5,041,532
 Total Project Authorizations: \$675,000
 Total Parcels: 4

| Phase | Fund | Year | Federal | State | Other | Total |
|-------|-------|------|-------------|-----------|----------|-------------|
| PE | STBG | 2021 | \$540,000 | \$135,000 | \$0 | \$675,000 |
| ROW | STBG | 2024 | \$94,052 | \$23,513 | \$0 | \$117,565 |
| ROW | Local | 2024 | \$0 | \$0 | \$75,000 | \$75,000 |
| CST | STBG | 2026 | \$3,030,810 | \$757,703 | \$0 | \$3,788,513 |
| UTL | STBG | 2026 | \$308,363 | \$77,091 | \$0 | \$385,454 |

Project: **0019087** Type Work: Replace Bridge
 Descp: SR 16 @ OGEECHEE RIVER 11.3 MI E OF SPARTA
 Lanes: Exist. 2 Prop. 2 Length: 0.40
 Total Project Cost: \$11,200,000
 Total Project Authorizations: \$630,000
 Total Parcels: 0

| Phase | Fund | Year | Federal | State | Other | Total |
|-------|------|------------|-------------|-------------|-------|-------------|
| PE | STBG | 2023 | \$504,000 | \$126,000 | \$0 | \$630,000 |
| PE | BFP | 2024 | \$376,000 | \$94,000 | \$0 | \$470,000 |
| ROW | BFP | 2026 | \$220,000 | \$55,000 | \$0 | \$275,000 |
| CST | BFP | After 2027 | \$7,820,000 | \$1,955,000 | \$0 | \$9,775,000 |
| UTL | BFP | After 2027 | \$40,000 | \$10,000 | \$0 | \$50,000 |

In Hancock, Warren County

Project: **T007316** Type Work: Intermodal
 Descp: FY 2024-HANCOCK COUNTY-SEC.5311-CAPITAL AND OPERATIONS
 Lanes: Exist. 0 Prop. 0 Length: 0.00
 Total Project Cost: \$428,750
 Total Project Authorizations: \$0
 Total Parcels: 0

| Phase | Fund | Year | Federal | State | Other | Total |
|-------|---------|------|-----------|-------|-----------|-----------|
| CAP | Transit | 2024 | \$214,375 | \$0 | \$214,375 | \$428,750 |

STATE TRANSPORTATION IMPROVEMENT PROGRAM

02/14/2023

DRAFT

Project: **T008170** Type Work: Intermodal
 Descp: FY 2025-HANCOCK COUNTY-SEC.5311-OPERATIONS
 Lanes: Exist. Prop. Length:

| Phase | Fund | Year | Federal | State | Other | Total |
|-------|---------|------|-----------|-------|-----------|-----------|
| CAP | Transit | 2025 | \$214,375 | \$0 | \$214,375 | \$428,750 |

Total Project Cost: \$428,750
 Total Project Authorizations: \$0
 Total Parcels: 0

Project: **T008171** Type Work: Intermodal
 Descp: FY 2026-HANCOCK COUNTY-SEC.5311-OPERATIONS
 Lanes: Exist. Prop. Length:

| Phase | Fund | Year | Federal | State | Other | Total |
|-------|---------|------|-----------|-------|-----------|-----------|
| CAP | Transit | 2026 | \$214,375 | \$0 | \$214,375 | \$428,750 |

Total Project Cost: \$428,750
 Total Project Authorizations: \$0
 Total Parcels: 0

Project: **T008172** Type Work: Intermodal
 Descp: FY 2027-HANCOCK COUNTY-SEC.5311-OPERATIONS
 Lanes: Exist. Prop. Length:

| Phase | Fund | Year | Federal | State | Other | Total |
|-------|---------|------|-----------|-------|-----------|-----------|
| CAP | Transit | 2027 | \$214,375 | \$0 | \$214,375 | \$428,750 |

Total Project Cost: \$428,750
 Total Project Authorizations: \$0
 Total Parcels: 0

Hancock Totals Summary
 County Summary excludes lump sum projects

| Project P# | Year | Phase | Fund | Federal | State | Other | Total |
|------------|------|-------|---------|--------------------|--------------------|--------------------|---------------------|
| 0015602 | 2024 | CST | STBG | \$1,435,398 | \$358,849 | \$0 | \$1,794,247 |
| 0016593 | 2024 | ROW | Local | \$0 | \$0 | \$75,000 | \$75,000 |
| 0016593 | 2024 | ROW | STBG | \$128,177 | \$32,044 | \$0 | \$160,222 |
| 0016593 | 2026 | CST | STBG | \$3,117,405 | \$779,351 | \$0 | \$3,896,756 |
| 0016593 | 2026 | UTL | STBG | \$351,487 | \$87,872 | \$0 | \$439,359 |
| 0016594 | 2024 | ROW | Local | \$0 | \$0 | \$75,000 | \$75,000 |
| 0016594 | 2024 | ROW | STBG | \$94,052 | \$23,513 | \$0 | \$117,565 |
| 0016594 | 2026 | CST | STBG | \$3,030,810 | \$757,703 | \$0 | \$3,788,513 |
| 0016594 | 2026 | UTL | STBG | \$308,363 | \$77,091 | \$0 | \$385,454 |
| 0019087 | 2024 | PE | BFP | \$188,000 | \$47,000 | \$0 | \$235,000 |
| 0019087 | 2026 | ROW | BFP | \$110,000 | \$27,500 | \$0 | \$137,500 |
| T007316 | 2024 | CAP | Transit | \$214,375 | \$0 | \$214,375 | \$428,750 |
| T008170 | 2025 | CAP | Transit | \$214,375 | \$0 | \$214,375 | \$428,750 |
| T008171 | 2026 | CAP | Transit | \$214,375 | \$0 | \$214,375 | \$428,750 |
| T008172 | 2027 | CAP | Transit | \$214,375 | \$0 | \$214,375 | \$428,750 |
| | | | | \$9,621,193 | \$2,190,923 | \$1,007,500 | \$12,819,616 |

Note: Cost estimates in this section show only the county's portion of the project; If the totals are different from the list above it is an indication that the project is in multiple counties.



STATE TRANSPORTATION IMPROVEMENT PROGRAM

02/14/2023

DRAFT

Haralson

Project: **T007317** Type Work: Intermodal
 Descp: FY 2024-HARALSON COUNTY-SEC.5311-CAPITAL AND OPERATIONS
 Lanes: Exist. 0 Prop. 0 Length: 0.00
 Total Project Cost: \$237,832
 Total Project Authorizations: \$0
 Total Parcels: 0

| Phase | Fund | Year | Federal | State | Other | Total |
|-------|---------|------|-----------|-------|-----------|-----------|
| CAP | Transit | 2024 | \$118,916 | \$0 | \$118,916 | \$237,832 |

Project: **T008174** Type Work: Intermodal
 Descp: FY 2025-HARALSON COUNTY-SEC.5311-CAPITAL AND OPERATIONS
 Lanes: Exist. Prop. Length:
 Total Project Cost: \$237,832
 Total Project Authorizations: \$0
 Total Parcels: 0

| Phase | Fund | Year | Federal | State | Other | Total |
|-------|---------|------|-----------|-------|-----------|-----------|
| CAP | Transit | 2025 | \$118,916 | \$0 | \$118,916 | \$237,832 |

Project: **T008175** Type Work: Intermodal
 Descp: FY 2026-HARALSON COUNTY-SEC.5311-CAPITAL AND OPERATIONS
 Lanes: Exist. Prop. Length:
 Total Project Cost: \$237,832
 Total Project Authorizations: \$0
 Total Parcels: 0

| Phase | Fund | Year | Federal | State | Other | Total |
|-------|---------|------|-----------|-------|-----------|-----------|
| CAP | Transit | 2026 | \$118,916 | \$0 | \$118,916 | \$237,832 |

Project: **T008176** Type Work: Intermodal
 Descp: FY 2027-HARALSON COUNTY-SEC.5311-CAPITAL AND OPERATIONS
 Lanes: Exist. Prop. Length:
 Total Project Cost: \$237,832
 Total Project Authorizations: \$0
 Total Parcels: 0

| Phase | Fund | Year | Federal | State | Other | Total |
|-------|---------|------|-----------|-------|-----------|-----------|
| CAP | Transit | 2027 | \$118,916 | \$0 | \$118,916 | \$237,832 |

Haralson Totals Summary
 County Summary excludes lump sum projects

| Project P# | Year | Phase | Fund | Federal | State | Other | Total |
|------------|------|-------|---------|------------------|------------|------------------|------------------|
| T007317 | 2024 | CAP | Transit | \$118,916 | \$0 | \$118,916 | \$237,832 |
| T008174 | 2025 | CAP | Transit | \$118,916 | \$0 | \$118,916 | \$237,832 |
| T008175 | 2026 | CAP | Transit | \$118,916 | \$0 | \$118,916 | \$237,832 |
| T008176 | 2027 | CAP | Transit | \$118,916 | \$0 | \$118,916 | \$237,832 |
| | | | | \$475,664 | \$0 | \$475,664 | \$951,328 |

Note: Cost estimates in this section show only the county’s portion of the project; If the totals are different from the list above it is an indication that the project is in multiple counties.



STATE TRANSPORTATION IMPROVEMENT PROGRAM

02/14/2023

DRAFT

Harris

Project: **0016520** Type Work: Replace Bridge
 Descp: SR 103 @ MOUNTAIN OAK CREEK 5.5 MI SW OF WHITESVILLE
 Lanes: Exist. 2 Prop. 2 Length: 0.20

Total Project Cost: \$6,974,137
 Total Project Authorizations: \$931,000
 Total Parcels: 4

| Phase | Fund | Year | Federal | State | Other | Total |
|-------|------|------|-------------|-------------|-------|-------------|
| PE | STBG | 2020 | \$744,800 | \$186,200 | \$0 | \$931,000 |
| ROW | STBG | 2024 | \$71,808 | \$17,952 | \$0 | \$89,760 |
| CST | STBG | 2027 | \$4,589,512 | \$1,147,378 | \$0 | \$5,736,890 |
| UTL | STBG | 2027 | \$173,189 | \$43,297 | \$0 | \$216,486 |

Project: **0016521** Type Work: Replace Bridge
 Descp: SR 103 @ HOUSE CREEK 6.5 MI SE OF WEST POINT
 Lanes: Exist. 2 Prop. 2 Length: 0.15

Total Project Cost: \$4,311,333
 Total Project Authorizations: \$935,000
 Total Parcels: 4

| Phase | Fund | Year | Federal | State | Other | Total |
|-------|---------|------|-------------|-----------|-------|-------------|
| PE | STBG | 2020 | \$748,000 | \$187,000 | \$0 | \$935,000 |
| ROW | STBG | 2024 | \$71,808 | \$17,952 | \$0 | \$89,760 |
| CST | PROTECT | 2027 | \$2,438,750 | \$609,688 | \$0 | \$3,048,438 |
| UTL | STBG | 2027 | \$190,508 | \$47,627 | \$0 | \$238,135 |

Project: **0016522** Type Work: Replace Bridge
 Descp: SR 103 @ SAND CREEK 5.5 MI SE OF WEST POINT
 Lanes: Exist. 2 Prop. 2 Length: 0.12

Total Project Cost: \$4,227,759
 Total Project Authorizations: \$934,000
 Total Parcels: 4

| Phase | Fund | Year | Federal | State | Other | Total |
|-------|---------|------|-------------|-----------|-------|-------------|
| PE | STBG | 2020 | \$747,200 | \$186,800 | \$0 | \$934,000 |
| ROW | STBG | 2024 | \$71,808 | \$17,952 | \$0 | \$89,760 |
| CST | PROTECT | 2027 | \$2,424,648 | \$606,162 | \$0 | \$3,030,810 |
| UTL | STBG | 2027 | \$138,551 | \$34,638 | \$0 | \$173,189 |

Project: **T007343** Type Work: Intermodal
 Descp: FY 2024-RIVER VALLEY RC-SEC.5311-MOBILITY MGMT
 Lanes: Exist. 0 Prop. 0 Length: 0.00

Total Project Cost: \$131,250
 Total Project Authorizations: \$0
 Total Parcels: 0

| Phase | Fund | Year | Federal | State | Other | Total |
|-------|---------|------|-----------|-------|----------|-----------|
| CAP | Transit | 2024 | \$105,000 | \$0 | \$26,250 | \$131,250 |

In Chattahoochee, Clay, Crisp, Dooly, Harris, Macon, Marion, Muscogee, Quitman, Randolph, Schley, Stewart, Sumter, Talbot, Taylor, Webster County

STATE TRANSPORTATION IMPROVEMENT PROGRAM

02/14/2023

DRAFT

Harris Totals Summary

County Summary excludes lump sum projects

| Project P# | Year | Phase | Fund | Federal | State | Other | Total |
|-------------------|-------------|--------------|-------------|---------------------|--------------------|----------------|---------------------|
| 0016520 | 2024 | ROW | STBG | \$71,808 | \$17,952 | \$0 | \$89,760 |
| 0016520 | 2027 | CST | STBG | \$4,589,512 | \$1,147,378 | \$0 | \$5,736,890 |
| 0016520 | 2027 | UTL | STBG | \$173,189 | \$43,297 | \$0 | \$216,486 |
| 0016521 | 2024 | ROW | STBG | \$71,808 | \$17,952 | \$0 | \$89,760 |
| 0016521 | 2027 | CST | PROTECT | \$2,438,750 | \$609,688 | \$0 | \$3,048,438 |
| 0016521 | 2027 | UTL | STBG | \$190,508 | \$47,627 | \$0 | \$238,135 |
| 0016522 | 2024 | ROW | STBG | \$71,808 | \$17,952 | \$0 | \$89,760 |
| 0016522 | 2027 | CST | PROTECT | \$2,424,648 | \$606,162 | \$0 | \$3,030,810 |
| 0016522 | 2027 | UTL | STBG | \$138,551 | \$34,638 | \$0 | \$173,189 |
| T007343 | 2024 | CAP | Transit | \$9,450 | \$0 | \$2,362 | \$11,812 |
| | | | | \$10,180,033 | \$2,542,646 | \$2,362 | \$12,725,042 |

Note: Cost estimates in this section show only the county’s portion of the project; If the totals are different from the list above it is an indication that the project is in multiple counties.



STATE TRANSPORTATION IMPROVEMENT PROGRAM

02/14/2023

DRAFT

Hart

Project: **0017736** Type Work: Replace Bridge
 Desc: SR 77 @ SHOAL CREEK
 Lanes: Exist. 2 Prop. 2 Length: 0.40

Total Project Cost: \$2,922,251
 Total Project Authorizations: \$1,025,000
 Total Parcels: 0

| Phase | Fund | Year | Federal | State | Other | Total |
|-------|---------|------------|-------------|-----------|-------|-------------|
| PE | STBG | 2022 | \$820,000 | \$205,000 | \$0 | \$1,025,000 |
| ROW | PROTECT | 2026 | \$280,000 | \$70,000 | \$0 | \$350,000 |
| CST | STBG | After 2027 | \$1,158,792 | \$289,698 | \$0 | \$1,448,490 |
| UTL | STBG | After 2027 | \$79,009 | \$19,752 | \$0 | \$98,761 |

Project: **0019084** Type Work: Replace Bridge
 Desc: SR 51 @ LIGHTWOOD LOG CREEK 1.4 MI NW OF HARTWELL
 Lanes: Exist. 2 Prop. 2 Length: 0.40

Total Project Cost: \$6,400,000
 Total Project Authorizations: \$0
 Total Parcels: 0

| Phase | Fund | Year | Federal | State | Other | Total |
|-------|------|------------|-------------|-------------|-------|-------------|
| PE | BFP | 2023 | \$504,000 | \$126,000 | \$0 | \$630,000 |
| PE | BFP | 2024 | \$216,000 | \$54,000 | \$0 | \$270,000 |
| ROW | BFP | 2026 | \$220,000 | \$55,000 | \$0 | \$275,000 |
| CST | BFP | After 2027 | \$4,140,000 | \$1,035,000 | \$0 | \$5,175,000 |
| UTL | BFP | After 2027 | \$40,000 | \$10,000 | \$0 | \$50,000 |

Project: **T007318** Type Work: Intermodal
 Desc: FY 2024-HART COUNTY-SEC.S311-CAPITAL AND OPERATIONS
 Lanes: Exist. 0 Prop. 0 Length: 0.00

Total Project Cost: \$145,550
 Total Project Authorizations: \$0
 Total Parcels: 0

| Phase | Fund | Year | Federal | State | Other | Total |
|-------|---------|------|----------|-------|----------|-----------|
| CAP | Transit | 2024 | \$72,775 | \$0 | \$72,775 | \$145,550 |

Project: **T008158** Type Work: Intermodal
 Desc: FY 2025-HART COUNTY-SEC.S311-CAPITAL AND OPERATIONS
 Lanes: Exist. 0 Prop. 0 Length: 0.00

Total Project Cost: \$145,550
 Total Project Authorizations: \$0
 Total Parcels: 0

| Phase | Fund | Year | Federal | State | Other | Total |
|-------|---------|------|----------|-------|----------|-----------|
| CAP | Transit | 2025 | \$72,775 | \$0 | \$72,775 | \$145,550 |

Project: **T008164** Type Work: Intermodal
 Desc: FY 2026-HART COUNTY-SEC.S311-CAPITAL AND OPERATIONS
 Lanes: Exist. 0 Prop. 0 Length: 0.00

Total Project Cost: \$145,550
 Total Project Authorizations: \$0
 Total Parcels: 0

| Phase | Fund | Year | Federal | State | Other | Total |
|-------|---------|------|----------|-------|----------|-----------|
| CAP | Transit | 2026 | \$72,775 | \$0 | \$72,775 | \$145,550 |

STATE TRANSPORTATION IMPROVEMENT PROGRAM

02/14/2023

DRAFT

Project: **T008165** Type Work: Intermodal
 Descp: FY 2027-HART COUNTY-SEC.5311-CAPITAL AND OPERATIONS
 Lanes: Exist. Prop. Length:

| Phase | Fund | Year | Federal | State | Other | Total |
|-------|---------|------|----------|-------|----------|-----------|
| CAP | Transit | 2027 | \$72,775 | \$0 | \$72,775 | \$145,550 |

Total Project Cost: \$145,550
 Total Project Authorizations: \$0
 Total Parcels: 0

Hart Totals Summary

County Summary excludes lump sum projects

| Project P# | Year | Phase | Fund | Federal | State | Other | Total |
|------------|------|-------|---------|--------------------|------------------|------------------|--------------------|
| 0017736 | 2026 | ROW | PROTECT | \$280,000 | \$70,000 | \$0 | \$350,000 |
| 0019084 | 2024 | PE | BFP | \$216,000 | \$54,000 | \$0 | \$270,000 |
| 0019084 | 2026 | ROW | BFP | \$220,000 | \$55,000 | \$0 | \$275,000 |
| T007318 | 2024 | CAP | Transit | \$72,775 | \$0 | \$72,775 | \$145,550 |
| T008158 | 2025 | CAP | Transit | \$72,775 | \$0 | \$72,775 | \$145,550 |
| T008164 | 2026 | CAP | Transit | \$72,775 | \$0 | \$72,775 | \$145,550 |
| T008165 | 2027 | CAP | Transit | \$72,775 | \$0 | \$72,775 | \$145,550 |
| | | | | \$1,007,100 | \$179,000 | \$291,100 | \$1,477,200 |

Note: Cost estimates in this section show only the county’s portion of the project; If the totals are different from the list above it is an indication that the project is in multiple counties.



STATE TRANSPORTATION IMPROVEMENT PROGRAM

02/14/2023

DRAFT

Heard

Project: **0018244** Type Work: Replace Bridge
 Descp: CR 211/RIDGEWAY ROAD @ CEDAR CREEK 7 MI W OF FRANKLIN
 Lanes: Exist. 2 Prop. 2 Length: 0.40
 Total Project Cost: \$4,535,000
 Total Project Authorizations: \$750,000
 Total Parcels: 5

| Phase | Fund | Year | Federal | State | Other | Total |
|-------|-------|------|-------------|-----------|----------|-------------|
| PE | STBG | 2023 | \$600,000 | \$150,000 | \$0 | \$750,000 |
| ROW | Local | 2025 | \$0 | \$0 | \$50,000 | \$50,000 |
| ROW | STBG | 2025 | \$220,000 | \$55,000 | \$0 | \$275,000 |
| CST | STBG | 2027 | \$2,720,000 | \$680,000 | \$0 | \$3,400,000 |
| UTL | STBG | 2027 | \$48,000 | \$12,000 | \$0 | \$60,000 |

Project: **T007319** Type Work: Intermodal
 Descp: FY 2024-HEARD COUNTY-SEC.5311-CAPITAL AND OPERATIONS
 Lanes: Exist. 0 Prop. 0 Length: 0.00
 Total Project Cost: \$157,594
 Total Project Authorizations: \$0
 Total Parcels: 0

| Phase | Fund | Year | Federal | State | Other | Total |
|-------|---------|------|----------|-------|----------|-----------|
| CAP | Transit | 2024 | \$78,887 | \$30 | \$78,677 | \$157,594 |

Project: **T008113** Type Work: Intermodal
 Descp: FY 2025-HEARD COUNTY-SEC.5311-CAPITAL AND OPERATIONS
 Lanes: Exist. 0 Prop. 0 Length: 0.00
 Total Project Cost: \$157,594
 Total Project Authorizations: \$0
 Total Parcels: 0

| Phase | Fund | Year | Federal | State | Other | Total |
|-------|---------|------|----------|-------|----------|-----------|
| CAP | Transit | 2025 | \$78,887 | \$30 | \$78,677 | \$157,594 |

Project: **T008114** Type Work: Intermodal
 Descp: FY 2026-HEARD COUNTY-SEC.5311- CAPITAL AND OPERATIONS
 Lanes: Exist. Prop. Length:
 Total Project Cost: \$157,594
 Total Project Authorizations: \$0
 Total Parcels: 0

| Phase | Fund | Year | Federal | State | Other | Total |
|-------|---------|------|----------|-------|----------|-----------|
| CAP | Transit | 2026 | \$78,887 | \$30 | \$78,677 | \$157,594 |

Project: **T008115** Type Work: Intermodal
 Descp: FY 2027-HEARD COUNTY-SEC.5311-CAPITAL AND OPERATIONS
 Lanes: Exist. Prop. Length:
 Total Project Cost: \$157,594
 Total Project Authorizations: \$0
 Total Parcels: 0

| Phase | Fund | Year | Federal | State | Other | Total |
|-------|---------|------|----------|-------|----------|-----------|
| CAP | Transit | 2027 | \$78,887 | \$30 | \$78,677 | \$157,594 |

STATE TRANSPORTATION IMPROVEMENT PROGRAM

02/14/2023

DRAFT

Heard Totals Summary

County Summary excludes lump sum projects

| Project PH# | Year | Phase | Fund | Federal | State | Other | Total |
|--------------------|-------------|--------------|-------------|--------------------|------------------|------------------|--------------------|
| 0018244 | 2025 | ROW | Local | \$0 | \$0 | \$50,000 | \$50,000 |
| 0018244 | 2025 | ROW | STBG | \$220,000 | \$55,000 | \$0 | \$275,000 |
| 0018244 | 2027 | CST | STBG | \$2,720,000 | \$680,000 | \$0 | \$3,400,000 |
| 0018244 | 2027 | UTL | STBG | \$48,000 | \$12,000 | \$0 | \$60,000 |
| T007319 | 2024 | CAP | Transit | \$78,887 | \$30 | \$78,677 | \$157,594 |
| T008113 | 2025 | CAP | Transit | \$78,887 | \$30 | \$78,677 | \$157,594 |
| T008114 | 2026 | CAP | Transit | \$78,887 | \$30 | \$78,677 | \$157,594 |
| T008115 | 2027 | CAP | Transit | \$78,887 | \$30 | \$78,677 | \$157,594 |
| | | | | \$3,303,548 | \$747,120 | \$364,708 | \$4,415,376 |

Note: Cost estimates in this section show only the county’s portion of the project; If the totals are different from the list above it is an indication that the project is in multiple counties.



STATE TRANSPORTATION IMPROVEMENT PROGRAM

02/14/2023

DRAFT

Irwin

Project: **0016588** Type Work: Replace Bridge
 Descp: CR 181/SATILLA ROAD @ WILLACOOCHEE RIVER
 OVERFLOW
 Lanes: Exist. 2 Prop. 2 Length: 0.20
 Total Project Cost: \$2,707,788
 Total Project Authorizations: \$1,055,000
 Total Parcels: 2

| Phase | Fund | Year | Federal | State | Other | Total |
|-------|-------|------|-------------|-----------|----------|-------------|
| PE | STBG | 2021 | \$127,200 | \$31,800 | \$0 | \$159,000 |
| PE | STBG | 2021 | \$716,800 | \$179,200 | \$0 | \$896,000 |
| ROW | Local | 2024 | \$0 | \$0 | \$75,000 | \$75,000 |
| ROW | STBG | 2024 | \$122,400 | \$30,600 | \$0 | \$153,000 |
| CST | STBG | 2025 | \$1,139,830 | \$284,958 | \$0 | \$1,424,788 |

Irwin Totals Summary

County Summary excludes lump sum projects

| Project P# | Year | Phase | Fund | Federal | State | Other | Total |
|------------|------|-------|-------|--------------------|------------------|-----------------|--------------------|
| 0016588 | 2024 | ROW | Local | \$0 | \$0 | \$75,000 | \$75,000 |
| 0016588 | 2024 | ROW | STBG | \$122,400 | \$30,600 | \$0 | \$153,000 |
| 0016588 | 2025 | CST | STBG | \$1,139,830 | \$284,958 | \$0 | \$1,424,788 |
| | | | | \$1,262,230 | \$315,558 | \$75,000 | \$1,652,788 |

Note: Cost estimates in this section show only the county’s portion of the project; If the totals are different from the list above it is an indication that the project is in multiple counties.



STATE TRANSPORTATION IMPROVEMENT PROGRAM

02/14/2023

DRAFT

Jackson

Project: **0016523** Type Work: Replace Bridge
 Descp: I-85 @ CR 229/VALENTINE INDUSTRIAL PKWY NW OF JEFFERSON
 Lanes: Exist. 4 Prop. 4 Length: 0.30
 Total Project Cost: \$5,600,100
 Total Project Authorizations: \$750,000
 Total Parcels: 0

| Phase | Fund | Year | Federal | State | Other | Total |
|-------|------|------|-------------|-----------|-------|-------------|
| PE | NHPP | 2020 | \$600,000 | \$150,000 | \$0 | \$750,000 |
| ROW | NHPP | 2024 | \$208,080 | \$52,020 | \$0 | \$260,100 |
| CST | NHPP | 2023 | \$3,590,400 | \$897,600 | \$0 | \$4,488,000 |
| UTL | NHPP | 2023 | \$81,600 | \$20,400 | \$0 | \$102,000 |

Project: **T007321** Type Work: Intermodal
 Descp: FY 2024-JACKSON COUNTY-SEC.5311-CAPITAL AND OPERATIONS
 Lanes: Exist. 0 Prop. 0 Length: 0.00
 Total Project Cost: \$170,322
 Total Project Authorizations: \$0
 Total Parcels: 0

| Phase | Fund | Year | Federal | State | Other | Total |
|-------|---------|------|----------|-------|----------|-----------|
| CAP | Transit | 2024 | \$85,161 | \$0 | \$85,161 | \$170,322 |

Project: **T008183** Type Work: Intermodal
 Descp: FY 2025-JACKSON COUNTY-SEC.5311-CAPITAL AND OPERATIONS
 Lanes: Exist. Prop. Length:
 Total Project Cost: \$170,322
 Total Project Authorizations: \$0
 Total Parcels: 0

| Phase | Fund | Year | Federal | State | Other | Total |
|-------|---------|------|----------|-------|----------|-----------|
| CAP | Transit | 2025 | \$85,161 | \$0 | \$85,161 | \$170,322 |

Project: **T008184** Type Work: Intermodal
 Descp: FY 2026-JACKSON COUNTY-SEC.5311-CAPITAL AND OPERATIONS
 Lanes: Exist. Prop. Length:
 Total Project Cost: \$170,322
 Total Project Authorizations: \$0
 Total Parcels: 0

| Phase | Fund | Year | Federal | State | Other | Total |
|-------|---------|------|----------|-------|----------|-----------|
| CAP | Transit | 2026 | \$85,161 | \$0 | \$85,161 | \$170,322 |

Project: **T008185** Type Work: Intermodal
 Descp: FY 2027-JACKSON COUNTY-SEC.5311-CAPITAL AND OPERATIONS
 Lanes: Exist. Prop. Length:
 Total Project Cost: \$170,322
 Total Project Authorizations: \$0
 Total Parcels: 0

| Phase | Fund | Year | Federal | State | Other | Total |
|-------|---------|------|----------|-------|----------|-----------|
| CAP | Transit | 2027 | \$85,161 | \$0 | \$85,161 | \$170,322 |

STATE TRANSPORTATION IMPROVEMENT PROGRAM

02/14/2023

DRAFT

Jackson Totals Summary

County Summary excludes lump sum projects

| Project P# | Year | Phase | Fund | Federal | State | Other | Total |
|-------------------|-------------|--------------|-------------|------------------|-----------------|------------------|------------------|
| 0016523 | 2024 | ROW | NHPP | \$208,080 | \$52,020 | \$0 | \$260,100 |
| T007321 | 2024 | CAP | Transit | \$85,161 | \$0 | \$85,161 | \$170,322 |
| T008183 | 2025 | CAP | Transit | \$85,161 | \$0 | \$85,161 | \$170,322 |
| T008184 | 2026 | CAP | Transit | \$85,161 | \$0 | \$85,161 | \$170,322 |
| T008185 | 2027 | CAP | Transit | \$85,161 | \$0 | \$85,161 | \$170,322 |
| | | | | \$548,724 | \$52,020 | \$340,644 | \$941,388 |

Note: Cost estimates in this section show only the county’s portion of the project; If the totals are different from the list above it is an indication that the project is in multiple counties.



STATE TRANSPORTATION IMPROVEMENT PROGRAM

02/14/2023

DRAFT

Jasper

Project: **0013813** Type Work: Replace Bridge
 Descp: SR 83 @ LEE CREEK & @ OCMULGEE RIVER 11 MI NE OF FORSYTH
 Lanes: Exist. 2 Prop. 2 Length: 0.65
 Total Project Cost: \$12,483,818
 Total Project Authorizations: \$1,906,000
 Total Parcels: 5

| Phase | Fund | Year | Federal | State | Other | Total |
|-------|--------|------|-------------|-------------|-------|--------------|
| PE | STBG | 2016 | \$816,000 | \$204,000 | \$0 | \$1,020,000 |
| PE | Bridge | 2016 | \$532,800 | \$133,200 | \$0 | \$666,000 |
| ROW | STBG | 2022 | \$176,000 | \$44,000 | \$0 | \$220,000 |
| CST | STBG | 2024 | \$8,454,752 | \$2,113,688 | \$0 | \$10,568,441 |
| UTL | STBG | 2024 | \$7,502 | \$1,875 | \$0 | \$9,377 |

In Jasper, Monroe County

Project Details: Replaces 2 substandard deteriorated bridges.

Project: **0017936** Type Work: Replace Bridge
 Descp: SR 11 @ NS #733263N
 Lanes: Exist. 2 Prop. 2 Length: 0.40
 Total Project Cost: \$5,550,000
 Total Project Authorizations: \$950,000
 Total Parcels: 11

| Phase | Fund | Year | Federal | State | Other | Total |
|-------|------|------------|-------------|-----------|-------|-------------|
| PE | STBG | 2022 | \$760,000 | \$190,000 | \$0 | \$950,000 |
| ROW | STBG | 2026 | \$240,000 | \$60,000 | \$0 | \$300,000 |
| CST | STBG | After 2027 | \$3,440,000 | \$860,000 | \$0 | \$4,300,000 |

Project: **0019080** Type Work: Replace Bridge
 Descp: SR 83 @ SHOAL CREEK
 Lanes: Exist. 2 Prop. 2 Length: 0.40
 Total Project Cost: \$5,235,000
 Total Project Authorizations: \$800,000
 Total Parcels: 4

| Phase | Fund | Year | Federal | State | Other | Total |
|-------|------|------------|-------------|-----------|-------|-------------|
| PE | BFP | 2023 | \$640,000 | \$160,000 | \$0 | \$800,000 |
| ROW | BFP | 2026 | \$220,000 | \$55,000 | \$0 | \$275,000 |
| CST | BFP | After 2027 | \$3,280,000 | \$820,000 | \$0 | \$4,100,000 |
| UTL | BFP | After 2027 | \$48,000 | \$12,000 | \$0 | \$60,000 |

Project: **0019081** Type Work: Replace Bridge
 Descp: SR 83 @ MURDER CREEK
 Lanes: Exist. 2 Prop. 2 Length: 0.40
 Total Project Cost: \$10,635,000
 Total Project Authorizations: \$800,000
 Total Parcels: 5

| Phase | Fund | Year | Federal | State | Other | Total |
|-------|------|------------|-------------|-------------|-------|-------------|
| PE | STBG | 2023 | \$640,000 | \$160,000 | \$0 | \$800,000 |
| ROW | BFP | 2026 | \$220,000 | \$55,000 | \$0 | \$275,000 |
| CST | BFP | After 2027 | \$7,600,000 | \$1,900,000 | \$0 | \$9,500,000 |
| UTL | BFP | After 2027 | \$48,000 | \$12,000 | \$0 | \$60,000 |

Jasper Totals Summary

County Summary excludes lump sum projects

| Project P# | Year | Phase | Fund | Federal | State | Other | Total |
|------------|------|-------|------|--------------------|------------------|------------|--------------------|
| 0013813 | 2024 | CST | STBG | \$2,874,616 | \$718,654 | \$0 | \$3,593,270 |
| 0013813 | 2024 | UTL | STBG | \$2,551 | \$638 | \$0 | \$3,188 |
| 0017936 | 2026 | ROW | STBG | \$240,000 | \$60,000 | \$0 | \$300,000 |
| 0019080 | 2026 | ROW | BFP | \$220,000 | \$55,000 | \$0 | \$275,000 |
| 0019081 | 2026 | ROW | BFP | \$220,000 | \$55,000 | \$0 | \$275,000 |
| | | | | \$3,557,166 | \$889,292 | \$0 | \$4,446,458 |

Note: Cost estimates in this section show only the county's portion of the project; If the totals are different from the list above it is an indication that the project is in multiple counties.



STATE TRANSPORTATION IMPROVEMENT PROGRAM

02/14/2023

DRAFT

Jefferson

Project: **T007322** Type Work: Intermodal
 Descp: FY 2024-JEFFERSON COUNTY-SEC.5311-CAPITAL AND OPERATIONS
 Lanes: Exist. 0 Prop. 0 Length: 0.00
 Total Project Cost: \$373,088
 Total Project Authorizations: \$0
 Total Parcels: 0

| Phase | Fund | Year | Federal | State | Other | Total |
|-------|---------|------|-----------|-------|-----------|-----------|
| CAP | Transit | 2024 | \$188,164 | \$540 | \$184,384 | \$373,088 |

Project: **T008204** Type Work: Intermodal
 Descp: FY 2025-JEFFERSON COUNTY-SEC.5311-CAPITAL AND OPERATIONS
 Lanes: Exist. Prop. Length:
 Total Project Cost: \$423,200
 Total Project Authorizations: \$0
 Total Parcels: 0

| Phase | Fund | Year | Federal | State | Other | Total |
|-------|---------|------|-----------|-------|----------|-----------|
| CAP | Transit | 2025 | \$338,560 | \$320 | \$84,320 | \$423,200 |

Project: **T008208** Type Work: Intermodal
 Descp: FY 2026-JEFFERSON COUNTY-SEC.5311-CAPITAL AND OPERATIONS
 Lanes: Exist. Prop. Length:
 Total Project Cost: \$423,200
 Total Project Authorizations: \$0
 Total Parcels: 0

| Phase | Fund | Year | Federal | State | Other | Total |
|-------|---------|------|-----------|-------|----------|-----------|
| CAP | Transit | 2026 | \$338,560 | \$320 | \$84,320 | \$423,200 |

Project: **T008210** Type Work: Intermodal
 Descp: FY 2027-JEFFERSON COUNTY-SEC.5311-CAPITAL AND OPERATIONS
 Lanes: Exist. Prop. Length:
 Total Project Cost: \$423,200
 Total Project Authorizations: \$0
 Total Parcels: 0

| Phase | Fund | Year | Federal | State | Other | Total |
|-------|---------|------|-----------|-------|----------|-----------|
| CAP | Transit | 2027 | \$338,560 | \$320 | \$84,320 | \$423,200 |

Jefferson Totals Summary
 County Summary excludes lump sum projects

| Project P# | Year | Phase | Fund | Federal | State | Other | Total |
|------------|------|-------|---------|--------------------|----------------|------------------|--------------------|
| T007322 | 2024 | CAP | Transit | \$188,164 | \$540 | \$184,384 | \$373,088 |
| T008204 | 2025 | CAP | Transit | \$338,560 | \$320 | \$84,320 | \$423,200 |
| T008208 | 2026 | CAP | Transit | \$338,560 | \$320 | \$84,320 | \$423,200 |
| T008210 | 2027 | CAP | Transit | \$338,560 | \$320 | \$84,320 | \$423,200 |
| | | | | \$1,203,844 | \$1,500 | \$437,344 | \$1,642,688 |

Note: Cost estimates in this section show only the county’s portion of the project; If the totals are different from the list above it is an indication that the project is in multiple counties.



STATE TRANSPORTATION IMPROVEMENT PROGRAM

02/14/2023

DRAFT

Jenkins

Project: **T007323** Type Work: Intermodal
 Descp: FY 2024-JENKINS COUNTY-SEC.5311-CAPITAL AND OPERATIONS
 Lanes: Exist. 0 Prop. 0 Length: 0.00
 Total Project Cost: \$77,932
 Total Project Authorizations: \$0
 Total Parcels: 0

| Phase | Fund | Year | Federal | State | Other | Total |
|-------|---------|------|----------|-------|----------|----------|
| CAP | Transit | 2024 | \$38,966 | \$0 | \$38,966 | \$77,932 |

Project: **T008216** Type Work: Intermodal
 Descp: FY 2025-JENKINS COUNTY-SEC.5311-CAPITAL AND OPERATIONS
 Lanes: Exist. Prop. Length:
 Total Project Cost: \$77,932
 Total Project Authorizations: \$0
 Total Parcels: 0

| Phase | Fund | Year | Federal | State | Other | Total |
|-------|---------|------|----------|-------|----------|----------|
| CAP | Transit | 2025 | \$38,966 | \$0 | \$38,966 | \$77,932 |

Project: **T008231** Type Work: Intermodal
 Descp: FY 2026-JENKINS COUNTY-SEC.5311-CAPITAL AND OPERATIONS
 Lanes: Exist. Prop. Length:
 Total Project Cost: \$77,932
 Total Project Authorizations: \$0
 Total Parcels: 0

| Phase | Fund | Year | Federal | State | Other | Total |
|-------|---------|------|----------|-------|----------|----------|
| CAP | Transit | 2026 | \$38,966 | \$0 | \$38,966 | \$77,932 |

Jenkins Totals Summary
 County Summary excludes lump sum projects

| Project P# | Year | Phase | Fund | Federal | State | Other | Total |
|------------|------|-------|---------|------------------|------------|------------------|------------------|
| T007323 | 2024 | CAP | Transit | \$38,966 | \$0 | \$38,966 | \$77,932 |
| T008216 | 2025 | CAP | Transit | \$38,966 | \$0 | \$38,966 | \$77,932 |
| T008231 | 2026 | CAP | Transit | \$38,966 | \$0 | \$38,966 | \$77,932 |
| | | | | \$116,898 | \$0 | \$116,898 | \$233,796 |

Note: Cost estimates in this section show only the county’s portion of the project; If the totals are different from the list above it is an indication that the project is in multiple counties.



STATE TRANSPORTATION IMPROVEMENT PROGRAM

02/14/2023

DRAFT

Johnson

Project: **0015613** Type Work: Replace Bridge
 Descp: CS 666/CROSS CEDAR ROAD @ BIG CEDAR CREEK E OF WRIGHTSVILLE
 Lanes: Exist. 2 Prop. 2 Length: 0.40

Total Project Cost: \$5,296,382

Total Project Authorizations: \$1,470,000

Total Parcels: 9

Project Details: Replaces a substandard local system bridge.

| Phase | Fund | Year | Federal | State | Other | Total |
|-------|-------|------|-------------|-----------|-----------|-------------|
| PE | STBG | 2019 | \$632,000 | \$158,000 | \$0 | \$790,000 |
| PE | STBG | 2019 | \$328,000 | \$82,000 | \$0 | \$410,000 |
| ROW | Local | 2019 | \$0 | \$0 | \$129,500 | \$129,500 |
| ROW | STBG | 2022 | \$112,400 | \$28,100 | \$0 | \$140,500 |
| CST | STBG | 2024 | \$2,619,643 | \$654,911 | \$0 | \$3,274,554 |
| UTL | STBG | 2024 | \$441,463 | \$110,366 | \$0 | \$551,828 |

Johnson Totals Summary

County Summary excludes lump sum projects

| Project P# | Year | Phase | Fund | Federal | State | Other | Total |
|------------|------|-------|------|--------------------|------------------|------------|--------------------|
| 0015613 | 2024 | CST | STBG | \$2,619,643 | \$654,911 | \$0 | \$3,274,554 |
| 0015613 | 2024 | UTL | STBG | \$441,463 | \$110,366 | \$0 | \$551,828 |
| | | | | \$3,061,106 | \$765,276 | \$0 | \$3,826,382 |

Note: Cost estimates in this section show only the county’s portion of the project; If the totals are different from the list above it is an indication that the project is in multiple counties.



STATE TRANSPORTATION IMPROVEMENT PROGRAM

02/14/2023

DRAFT

Jones

Project: **0016130** Type Work: Replace Bridge
 Descp: SR 18 @ OCMULGEE RIVER 13 MI E OF FORSYTH
 Lanes: Exist. 2 Prop. 2 Length: 0.49

Total Project Cost: \$6,825,000
 Total Project Authorizations: \$1,445,000
 Total Parcels: 4

| Phase | Fund | Year | Federal | State | Other | Total |
|-------|------|------|-------------|-------------|-------|-------------|
| PE | STBG | 2019 | \$640,000 | \$160,000 | \$0 | \$800,000 |
| PE | STBG | 2019 | \$516,000 | \$129,000 | \$0 | \$645,000 |
| ROW | STBG | 2024 | \$240,000 | \$60,000 | \$0 | \$300,000 |
| CST | STBG | 2025 | \$4,000,000 | \$1,000,000 | \$0 | \$5,000,000 |
| UTL | STBG | 2025 | \$64,000 | \$16,000 | \$0 | \$80,000 |

In Jones, Monroe County

Project: **0019092** Type Work: Replace Bridge
 Descp: SR 44 @ CEDAR CREEK 13.4 MI NE OF GRAY
 Lanes: Exist. 2 Prop. 2 Length: 0.40

Total Project Cost: \$7,500,000
 Total Project Authorizations: \$0
 Total Parcels: 0

| Phase | Fund | Year | Federal | State | Other | Total |
|-------|------|------------|-------------|-------------|-------|-------------|
| PE | BFP | 2023 | \$504,000 | \$126,000 | \$0 | \$630,000 |
| PE | BFP | 2024 | \$216,000 | \$54,000 | \$0 | \$270,000 |
| ROW | BFP | 2026 | \$220,000 | \$55,000 | \$0 | \$275,000 |
| CST | BFP | After 2027 | \$5,020,000 | \$1,255,000 | \$0 | \$6,275,000 |
| UTL | BFP | After 2027 | \$40,000 | \$10,000 | \$0 | \$50,000 |

In Jones, Putnam County

Project: **T007324** Type Work: Intermodal
 Descp: FY 2024-JONES COUNTY-SEC.5311-CAPITAL AND OPERATIONS
 Lanes: Exist. 0 Prop. 0 Length: 0.00

Total Project Cost: \$321,326
 Total Project Authorizations: \$0
 Total Parcels: 0

| Phase | Fund | Year | Federal | State | Other | Total |
|-------|---------|------|-----------|----------|-----------|-----------|
| CAP | Transit | 2024 | \$200,666 | \$13,335 | \$107,325 | \$321,326 |

Project: **T007331** Type Work: Intermodal
 Descp: FY 2024-MIDDLE GEORGIA RC-SEC.5311-MOBILITY MGMT OPERATIONS
 Lanes: Exist. 0 Prop. 0 Length: 0.00

Total Project Cost: \$130,000
 Total Project Authorizations: \$0
 Total Parcels: 0

| Phase | Fund | Year | Federal | State | Other | Total |
|-------|---------|------|-----------|-------|----------|-----------|
| CAP | Transit | 2024 | \$104,000 | \$0 | \$26,000 | \$130,000 |

In Baldwin, Bibb, Crawford, Houston, Jones, Monroe, Peach, Pulaski, Putnam, Twiggs, Wilkinson County

Project: **T008234** Type Work: Intermodal
 Descp: FY 2024-JONES COUNTY-SEC.5311-CAPITAL AND OPERATIONS
 Lanes: Exist. Prop. Length:

Total Project Cost: \$321,326
 Total Project Authorizations: \$0
 Total Parcels: 0

| Phase | Fund | Year | Federal | State | Other | Total |
|-------|---------|------|-----------|----------|-----------|-----------|
| CAP | Transit | 2025 | \$200,666 | \$13,335 | \$107,325 | \$321,326 |

STATE TRANSPORTATION IMPROVEMENT PROGRAM

02/14/2023

DRAFT

Project: **T008241** Type Work: Intermodal
 Descp: FY 2026-JONES COUNTY-SEC.5311-CAPITAL AND OPERATIONS
 Lanes: Exist. Prop. Length:
 Total Project Cost: \$321,326
 Total Project Authorizations: \$0
 Total Parcels: 0

| Phase | Fund | Year | Federal | State | Other | Total |
|-------|---------|------|-----------|----------|-----------|-----------|
| CAP | Transit | 2026 | \$200,666 | \$13,335 | \$107,325 | \$321,326 |

Project: **T008243** Type Work: Intermodal
 Descp: FY 2027-JONES COUNTY-SEC.5311-CAPITAL AND OPERATIONS
 Lanes: Exist. Prop. Length:
 Total Project Cost: \$321,326
 Total Project Authorizations: \$0
 Total Parcels: 0

| Phase | Fund | Year | Federal | State | Other | Total |
|-------|---------|------|-----------|----------|-----------|-----------|
| CAP | Transit | 2027 | \$200,666 | \$13,335 | \$107,325 | \$321,326 |

Project: **T008355** Type Work: Intermodal
 Descp: FY 2025-MIDDLE GEORGIA RC-SEC.5311-MOBILITY MGMT
 Lanes: Exist. Prop. Length:
 Total Project Cost: \$60,000
 Total Project Authorizations: \$0
 Total Parcels: 0

| Phase | Fund | Year | Federal | State | Other | Total |
|-------|---------|------|----------|---------|---------|----------|
| CAP | Transit | 2025 | \$48,000 | \$6,000 | \$6,000 | \$60,000 |

In Baldwin, Bibb, Crawford, Houston, Jones, Monroe, Peach, Pulaski, Putnam, Twiggs, Wilkinson County

Project: **T008356** Type Work: Intermodal
 Descp: FY 2026-MIDDLE GEORGIA RC-SEC.5311-MOBILITY MGMT
 Lanes: Exist. Prop. Length:
 Total Project Cost: \$60,000
 Total Project Authorizations: \$0
 Total Parcels: 0

| Phase | Fund | Year | Federal | State | Other | Total |
|-------|---------|------|----------|---------|---------|----------|
| CAP | Transit | 2026 | \$48,000 | \$6,000 | \$6,000 | \$60,000 |

In Baldwin, Bibb, Crawford, Houston, Jones, Monroe, Peach, Pulaski, Putnam, Twiggs, Wilkinson County

Project: **T008357** Type Work: Intermodal
 Descp: FY 2027-MIDDLE GEORGIA RC-SEC.5311-MOBILITY MGMT
 Lanes: Exist. Prop. Length:
 Total Project Cost: \$60,000
 Total Project Authorizations: \$0
 Total Parcels: 0

| Phase | Fund | Year | Federal | State | Other | Total |
|-------|---------|------|----------|---------|---------|----------|
| CAP | Transit | 2027 | \$48,000 | \$6,000 | \$6,000 | \$60,000 |

In Baldwin, Bibb, Crawford, Houston, Jones, Monroe, Peach, Pulaski, Putnam, Twiggs, Wilkinson County

STATE TRANSPORTATION IMPROVEMENT PROGRAM

02/14/2023

DRAFT

Jones Totals Summary

County Summary excludes lump sum projects

| Project P# | Year | Phase | Fund | Federal | State | Other | Total |
|-------------------|-------------|--------------|-------------|--------------------|------------------|------------------|--------------------|
| 0016130 | 2024 | ROW | STBG | \$120,000 | \$30,000 | \$0 | \$150,000 |
| 0016130 | 2025 | CST | STBG | \$2,000,000 | \$500,000 | \$0 | \$2,500,000 |
| 0016130 | 2025 | UTL | STBG | \$32,000 | \$8,000 | \$0 | \$40,000 |
| 0019092 | 2024 | PE | BFP | \$108,000 | \$27,000 | \$0 | \$135,000 |
| 0019092 | 2026 | ROW | BFP | \$110,000 | \$27,500 | \$0 | \$137,500 |
| T007324 | 2024 | CAP | Transit | \$200,666 | \$13,335 | \$107,325 | \$321,326 |
| T007331 | 2024 | CAP | Transit | \$8,320 | \$0 | \$2,080 | \$10,400 |
| T008234 | 2025 | CAP | Transit | \$200,666 | \$13,335 | \$107,325 | \$321,326 |
| T008241 | 2026 | CAP | Transit | \$200,666 | \$13,335 | \$107,325 | \$321,326 |
| T008243 | 2027 | CAP | Transit | \$200,666 | \$13,335 | \$107,325 | \$321,326 |
| T008355 | 2025 | CAP | Transit | \$3,840 | \$480 | \$480 | \$4,800 |
| T008356 | 2026 | CAP | Transit | \$3,840 | \$480 | \$480 | \$4,800 |
| T008357 | 2027 | CAP | Transit | \$3,840 | \$480 | \$480 | \$4,800 |
| | | | | \$3,192,504 | \$647,280 | \$432,820 | \$4,272,604 |

Note: Cost estimates in this section show only the county’s portion of the project; If the totals are different from the list above it is an indication that the project is in multiple counties.



STATE TRANSPORTATION IMPROVEMENT PROGRAM

02/14/2023

DRAFT

Lamar

Project: **0019120** Type Work: Replace Bridge
 Descp: CR 217/VAN BUREN ROAD @ LITTLE TOWALIGA RIVER
 Lanes: Exist. 2 Prop. 2 Length: 0.40

Total Project Cost: \$3,525,000
 Total Project Authorizations: \$525,000
 Total Parcels: 0

| Phase | Fund | Year | Federal | State | Other | Total |
|-------|------|------------|-------------|-----------|-------|-------------|
| PE | STBG | 2023 | \$420,000 | \$105,000 | \$0 | \$525,000 |
| PE | BFP | 2024 | \$180,000 | \$45,000 | \$0 | \$225,000 |
| ROW | STBG | 2026 | \$220,000 | \$55,000 | \$0 | \$275,000 |
| CST | STBG | After 2027 | \$1,960,000 | \$490,000 | \$0 | \$2,450,000 |
| UTL | STBG | After 2027 | \$40,000 | \$10,000 | \$0 | \$50,000 |

Project: **0019121** Type Work: Replace Bridge
 Descp: CR 51/CANNAFAX FARM ROAD @ LITTLE POTATO CREEK
 Lanes: Exist. 2 Prop. 2 Length: 0.50

Total Project Cost: \$1,875,000
 Total Project Authorizations: \$385,000
 Total Parcels: 0

| Phase | Fund | Year | Federal | State | Other | Total |
|-------|------|------------|-----------|-----------|-------|-------------|
| PE | BFP | 2023 | \$385,000 | \$0 | \$0 | \$385,000 |
| PE | BFP | 2024 | \$165,000 | \$0 | \$0 | \$165,000 |
| ROW | STBG | 2026 | \$220,000 | \$55,000 | \$0 | \$275,000 |
| CST | STBG | After 2027 | \$800,000 | \$200,000 | \$0 | \$1,000,000 |
| UTL | STBG | After 2027 | \$40,000 | \$10,000 | \$0 | \$50,000 |

Project: **0019122** Type Work: Replace Bridge
 Descp: CR 77/ETHERIDGE MILL ROAD @ POTATO CREEK 2 MI W OF MILNER
 Lanes: Exist. 2 Prop. 2 Length: 0.40

Total Project Cost: \$2,400,000
 Total Project Authorizations: \$525,000
 Total Parcels: 0

| Phase | Fund | Year | Federal | State | Other | Total |
|-------|------|------------|-------------|-----------|-------|-------------|
| PE | STBG | 2023 | \$420,000 | \$105,000 | \$0 | \$525,000 |
| PE | BFP | 2024 | \$225,000 | \$0 | \$0 | \$225,000 |
| ROW | STBG | 2026 | \$220,000 | \$55,000 | \$0 | \$275,000 |
| CST | STBG | After 2027 | \$1,060,000 | \$265,000 | \$0 | \$1,325,000 |
| UTL | STBG | After 2027 | \$40,000 | \$10,000 | \$0 | \$50,000 |

Project: **331900-** Type Work: Replace Bridge
 Descp: CR 222/CR 954/COUNTY LINE ROAD @ POTATO CREEK SE OF GRIFFIN
 Lanes: Exist. 2 Prop. 2 Length: 0.30

Total Project Cost: \$4,822,229
 Total Project Authorizations: \$1,078,073
 Total Parcels: 5

| Phase | Fund | Year | Federal | State | Other | Total |
|-------|-------|------|-------------|-----------|----------|-------------|
| PE | STBG | 2021 | \$862,458 | \$215,615 | \$0 | \$1,078,073 |
| ROW | STBG | 2024 | \$92,388 | \$23,097 | \$0 | \$115,484 |
| ROW | Local | 2024 | \$0 | \$0 | \$50,000 | \$50,000 |
| CST | STBG | 2025 | \$1,946,054 | \$486,514 | \$0 | \$2,432,568 |
| UTL | STBG | 2025 | \$916,884 | \$229,221 | \$0 | \$1,146,105 |

In Lamar, Spalding County

Project: **T007351** Type Work: Intermodal
 Descp: FY 2024-THREE RIVERS RC-SEC.5311-CAPITAL AND OPERATIONS
 Lanes: Exist. 0 Prop. 0 Length: 0.00

Total Project Cost: \$2,241,000
 Total Project Authorizations: \$0
 Total Parcels: 0

| Phase | Fund | Year | Federal | State | Other | Total |
|-------|---------|------|-------------|----------|-------------|-------------|
| CAP | Transit | 2024 | \$1,190,999 | \$23,500 | \$1,026,501 | \$2,241,000 |

In Butts, Carroll, Lamar, Meriwether, Pike, Spalding, Upson County

STATE TRANSPORTATION IMPROVEMENT PROGRAM

02/14/2023

DRAFT

Lamar Totals Summary

County Summary excludes lump sum projects

| Project P# | Year | Phase | Fund | Federal | State | Other | Total |
|-------------------|-------------|--------------|-------------|--------------------|------------------|------------------|--------------------|
| 0019120 | 2024 | PE | BFP | \$180,000 | \$45,000 | \$0 | \$225,000 |
| 0019120 | 2026 | ROW | STBG | \$220,000 | \$55,000 | \$0 | \$275,000 |
| 0019121 | 2024 | PE | BFP | \$165,000 | \$0 | \$0 | \$165,000 |
| 0019121 | 2026 | ROW | STBG | \$220,000 | \$55,000 | \$0 | \$275,000 |
| 0019122 | 2024 | PE | BFP | \$225,000 | \$0 | \$0 | \$225,000 |
| 0019122 | 2026 | ROW | STBG | \$220,000 | \$55,000 | \$0 | \$275,000 |
| 331900- | 2024 | ROW | Local | \$0 | \$0 | \$25,000 | \$25,000 |
| 331900- | 2024 | ROW | STBG | \$46,194 | \$11,548 | \$0 | \$57,742 |
| 331900- | 2025 | CST | STBG | \$973,027 | \$243,257 | \$0 | \$1,216,284 |
| 331900- | 2025 | UTL | STBG | \$458,442 | \$114,610 | \$0 | \$573,052 |
| T007351 | 2024 | CAP | Transit | \$154,830 | \$3,055 | \$133,445 | \$291,330 |
| | | | | \$2,862,492 | \$582,471 | \$158,445 | \$3,603,408 |

Note: Cost estimates in this section show only the county’s portion of the project; If the totals are different from the list above it is an indication that the project is in multiple counties.



STATE TRANSPORTATION IMPROVEMENT PROGRAM

02/14/2023

DRAFT

Laurens

Project: **0013924** Type Work: Replace Bridge
 Descp: SR 26 @ INDIAN BRANCH 5.2 MI SE OF BREWTON
 Lanes: Exist. 2 Prop. 2 Length: 0.20

Total Project Cost: \$3,475,735
 Total Project Authorizations: \$1,398,000
 Total Parcels: 3
 Project Details: Replaces a deteriorated substandard bridge.

| Phase | Fund | Year | Federal | State | Other | Total |
|-------|---------|------|-------------|-----------|-------|-------------|
| PE | STBG | 2017 | \$342,400 | \$85,600 | \$0 | \$428,000 |
| PE | STBG | 2017 | \$688,000 | \$172,000 | \$0 | \$860,000 |
| ROW | STBG | 2022 | \$88,000 | \$22,000 | \$0 | \$110,000 |
| CST | PROTECT | 2024 | \$1,662,188 | \$415,547 | \$0 | \$2,077,735 |

Project: **270730-** Type Work: Replace Bridge
 Descp: CR 395/ELLINGTON ROAD EAST OF ALLENTOWN @ TURKEY CRK
 Lanes: Exist. 2 Prop. 2 Length: 0.08

Total Project Cost: \$3,685,031
 Total Project Authorizations: \$350,000
 Total Parcels: 2

| Phase | Fund | Year | Federal | State | Other | Total |
|-------|-------|------|-------------|-----------|----------|-------------|
| PE | STBG | 2021 | \$280,000 | \$70,000 | \$0 | \$350,000 |
| ROW | STBG | 2025 | \$10,188 | \$2,547 | \$0 | \$12,734 |
| ROW | Local | 2025 | \$0 | \$0 | \$75,000 | \$75,000 |
| CST | STBG | 2026 | \$2,597,837 | \$649,459 | \$0 | \$3,247,296 |

Project: **270736-** Type Work: Replace Bridge
 Descp: CR 395/ELLINGTON ROAD @ TURKEY CREEK OVERFLOW NW OF MONTROSE
 Lanes: Exist. 2 Prop. 2 Length: 0.08

Total Project Cost: \$1,832,162
 Total Project Authorizations: \$350,000
 Total Parcels: 1

| Phase | Fund | Year | Federal | State | Other | Total |
|-------|-------|------|-------------|-----------|----------|-------------|
| PE | STBG | 2021 | \$280,000 | \$70,000 | \$0 | \$350,000 |
| ROW | Local | 2025 | \$0 | \$0 | \$75,000 | \$75,000 |
| CST | STBG | 2026 | \$1,125,729 | \$281,432 | \$0 | \$1,407,162 |

Laurens Totals Summary
 County Summary excludes lump sum projects

| Project P# | Year | Phase | Fund | Federal | State | Other | Total |
|------------|------|-------|---------|--------------------|--------------------|------------------|--------------------|
| 0013924 | 2024 | CST | PROTECT | \$1,662,188 | \$415,547 | \$0 | \$2,077,735 |
| 270730- | 2025 | ROW | Local | \$0 | \$0 | \$75,000 | \$75,000 |
| 270730- | 2025 | ROW | STBG | \$10,188 | \$2,547 | \$0 | \$12,734 |
| 270730- | 2026 | CST | STBG | \$2,597,837 | \$649,459 | \$0 | \$3,247,296 |
| 270736- | 2025 | ROW | Local | \$0 | \$0 | \$75,000 | \$75,000 |
| 270736- | 2026 | CST | STBG | \$1,125,729 | \$281,432 | \$0 | \$1,407,162 |
| | | | | \$5,395,943 | \$1,348,986 | \$150,000 | \$6,894,928 |

Note: Cost estimates in this section show only the county’s portion of the project; If the totals are different from the list above it is an indication that the project is in multiple counties.



STATE TRANSPORTATION IMPROVEMENT PROGRAM

02/14/2023

DRAFT

Lee

Project: **T007344** Type Work: Intermodal
 Descp: FY 2024-SW GEORGIA RC-SEC.5311-CAPITAL AND OPERATIONS

| Phase | Fund | Year | Federal | State | Other | Total |
|-------|---------|------|-------------|-----------|-------------|-------------|
| CAP | Transit | 2024 | \$4,192,263 | \$139,369 | \$3,216,685 | \$7,548,317 |

Lanes: Exist. 0 Prop. 0 Length: 0.00

Total Project Cost: \$7,548,317
 Total Project Authorizations: \$0
 Total Parcels: 0

In Baker, Calhoun, Colquitt, Decatur, Dougherty, Early, Grady, Lee, Miller, Mitchell, Seminole, Terrell, Worth County

Lee Totals Summary

County Summary excludes lump sum projects

| Project Pl# | Year | Phase | Fund | Federal | State | Other | Total |
|-------------|------|-------|---------|------------------|----------------|------------------|------------------|
| T007344 | 2024 | CAP | Transit | \$293,458 | \$9,756 | \$225,168 | \$528,382 |
| | | | | \$293,458 | \$9,756 | \$225,168 | \$528,382 |

Note: Cost estimates in this section show only the county’s portion of the project; If the totals are different from the list above it is an indication that the project is in multiple counties.



STATE TRANSPORTATION IMPROVEMENT PROGRAM

02/14/2023

DRAFT

Lincoln

Project: **0015555** Type Work: Replace Bridge
 Descp: SR 79 @ BROAD RIVER 15.7 MI NW OF LINCOLNTON
 Lanes: Exist. 2 Prop. 2 Length: 0.40

Total Project Cost: \$7,576,450
 Total Project Authorizations: \$1,886,185
 Total Parcels: 10

Project Details: Replaces a deteriorated substandard bridge.

In Elbert, Lincoln County

| Phase | Fund | Year | Federal | State | Other | Total |
|-------|------|------|-------------|-------------|-------|-------------|
| PE | STBG | 2019 | \$1,508,948 | \$377,237 | \$0 | \$1,886,185 |
| ROW | STBG | 2024 | \$341,251 | \$85,313 | \$0 | \$426,564 |
| CST | STBG | 2027 | \$4,160,000 | \$1,040,000 | \$0 | \$5,200,000 |
| UTL | STBG | 2027 | \$50,961 | \$12,740 | \$0 | \$63,701 |

Project: **0016525** Type Work: Replace Bridge
 Descp: SR 220 @ SOAP CREEK 5 MI E OF LINCOLNTON
 Lanes: Exist. 2 Prop. 2 Length: 0.55

Total Project Cost: \$9,785,738
 Total Project Authorizations: \$935,000
 Total Parcels: 4

| Phase | Fund | Year | Federal | State | Other | Total |
|-------|------|------|-------------|-------------|-------|-------------|
| PE | STBG | 2020 | \$748,000 | \$187,000 | \$0 | \$935,000 |
| ROW | STBG | 2024 | \$71,580 | \$17,895 | \$0 | \$89,474 |
| CST | STBG | 2027 | \$6,981,453 | \$1,745,363 | \$0 | \$8,726,816 |
| UTL | STBG | 2027 | \$27,558 | \$6,889 | \$0 | \$34,447 |

Project: **T007326** Type Work: Intermodal
 Descp: FY 2024-LINCOLN COUNTY-SEC.5311-CAPITAL AND OPERATIONS
 Lanes: Exist. 0 Prop. 0 Length: 0.00

Total Project Cost: \$119,246
 Total Project Authorizations: \$0
 Total Parcels: 0

| Phase | Fund | Year | Federal | State | Other | Total |
|-------|---------|------|----------|-------|----------|-----------|
| CAP | Transit | 2024 | \$59,623 | \$0 | \$59,623 | \$119,246 |

Project: **T008262** Type Work: Intermodal
 Descp: FY 2025-LINCOLN COUNTY-SEC.5311-CAPITAL AND OPERATIONS
 Lanes: Exist. 0 Prop. 0 Length: 0.00

Total Project Cost: \$119,246
 Total Project Authorizations: \$0
 Total Parcels: 0

| Phase | Fund | Year | Federal | State | Other | Total |
|-------|---------|------|----------|-------|----------|-----------|
| CAP | Transit | 2024 | \$59,623 | \$0 | \$59,623 | \$119,246 |

Project: **T008263** Type Work: Intermodal
 Descp: FY 2026-LINCOLN COUNTY-SEC.5311-CAPITAL AND OPERATIONS
 Lanes: Exist. 0 Prop. 0 Length: 0.00

Total Project Cost: \$119,246
 Total Project Authorizations: \$0
 Total Parcels: 0

| Phase | Fund | Year | Federal | State | Other | Total |
|-------|---------|------|----------|-------|----------|-----------|
| CAP | Transit | 2024 | \$59,623 | \$0 | \$59,623 | \$119,246 |

Project: **T008264** Type Work: Intermodal
 Descp: FY 2027-LINCOLN COUNTY-SEC.5311-CAPITAL AND OPERATIONS
 Lanes: Exist. 0 Prop. 0 Length: 0.00

Total Project Cost: \$119,246
 Total Project Authorizations: \$0
 Total Parcels: 0

| Phase | Fund | Year | Federal | State | Other | Total |
|-------|---------|------|----------|-------|----------|-----------|
| CAP | Transit | 2024 | \$59,623 | \$0 | \$59,623 | \$119,246 |

STATE TRANSPORTATION IMPROVEMENT PROGRAM

02/14/2023

DRAFT

Lincoln Totals Summary

County Summary excludes lump sum projects

| Project P# | Year | Phase | Fund | Federal | State | Other | Total |
|-------------------|-------------|--------------|-------------|--------------------|--------------------|------------------|---------------------|
| 0015555 | 2024 | ROW | STBG | \$170,626 | \$42,656 | \$0 | \$213,282 |
| 0015555 | 2027 | CST | STBG | \$2,080,000 | \$520,000 | \$0 | \$2,600,000 |
| 0015555 | 2027 | UTL | STBG | \$25,480 | \$6,370 | \$0 | \$31,851 |
| 0016525 | 2024 | ROW | STBG | \$71,580 | \$17,895 | \$0 | \$89,474 |
| 0016525 | 2027 | CST | STBG | \$6,981,453 | \$1,745,363 | \$0 | \$8,726,816 |
| 0016525 | 2027 | UTL | STBG | \$27,558 | \$6,889 | \$0 | \$34,447 |
| T007326 | 2024 | CAP | Transit | \$59,623 | \$0 | \$59,623 | \$119,246 |
| T008262 | 2024 | CAP | Transit | \$59,623 | \$0 | \$59,623 | \$119,246 |
| T008263 | 2024 | CAP | Transit | \$59,623 | \$0 | \$59,623 | \$119,246 |
| T008264 | 2024 | CAP | Transit | \$59,623 | \$0 | \$59,623 | \$119,246 |
| | | | | \$9,595,189 | \$2,339,174 | \$238,492 | \$12,172,855 |

Note: Cost estimates in this section show only the county’s portion of the project; If the totals are different from the list above it is an indication that the project is in multiple counties.



STATE TRANSPORTATION IMPROVEMENT PROGRAM

02/14/2023

DRAFT

Long

Project: **0013719** Type Work: Replace Bridge
 Descp: SR 38/US 84 @ DOCTORS CREEK 3 MI E OF LUDOWICI
 Lanes: Exist. 4 Prop. 4 Length: 1.00

 Total Project Cost: \$4,793,809
 Total Project Authorizations: \$1,434,180
 Total Parcels: 6
 Project Details: Replaces a substandard deteriorated bridge.

| Phase | Fund | Year | Federal | State | Other | Total |
|-------|---------|------|-------------|-----------|-------|-------------|
| PE | NHPP | 2016 | \$1,019,344 | \$254,836 | \$0 | \$1,274,180 |
| ROW | NHPP | 2022 | \$128,000 | \$32,000 | \$0 | \$160,000 |
| CST | PROTECT | 2024 | \$2,669,931 | \$667,483 | \$0 | \$3,337,414 |
| UTL | STBG | 2024 | \$17,772 | \$4,443 | \$0 | \$22,215 |

Project: **T007303** Type Work: Intermodal
 Descp: FY 2024-COASTAL RC-SEC.5311-CAPITAL AND OPERATIONS
 Lanes: Exist. 0 Prop. 0 Length: 0.00

 Total Project Cost: \$4,918,395
 Total Project Authorizations: \$0
 Total Parcels: 0

| Phase | Fund | Year | Federal | State | Other | Total |
|-------|---------|------|-------------|----------|-------------|-------------|
| CAP | Transit | 2024 | \$2,614,936 | \$51,913 | \$2,251,546 | \$4,918,395 |

In Bryan, Bulloch, Camden, Chatham, Effingham, Glynn, Liberty, Long, McIntosh, Screven County

Project: **T008226** Type Work: Intermodal
 Descp: FY 2025-COASTAL RC-SEC.5311-CAPITAL AND OPERATIONS
 Lanes: Exist. Prop. Length:

 Total Project Cost: \$4,918,395
 Total Project Authorizations: \$0
 Total Parcels: 0

| Phase | Fund | Year | Federal | State | Other | Total |
|-------|---------|------|-------------|----------|-------------|-------------|
| CAP | Transit | 2025 | \$2,614,936 | \$51,913 | \$2,251,546 | \$4,918,395 |

In Bryan, Bulloch, Camden, Chatham, Effingham, Glynn, Liberty, Long, McIntosh, Screven County

Project: **T008230** Type Work: Intermodal
 Descp: FY 2026-COASTAL RC-SEC.5311-CAPITAL AND OPERATIONS
 Lanes: Exist. Prop. Length:

 Total Project Cost: \$4,918,395
 Total Project Authorizations: \$0
 Total Parcels: 0

| Phase | Fund | Year | Federal | State | Other | Total |
|-------|---------|------|-------------|----------|-------------|-------------|
| CAP | Transit | 2026 | \$2,614,936 | \$51,913 | \$2,251,546 | \$4,918,395 |

In Bryan, Bulloch, Camden, Chatham, Effingham, Glynn, Liberty, Long, McIntosh, Screven County

Long Totals Summary
 County Summary excludes lump sum projects

| Project P# | Year | Phase | Fund | Federal | State | Other | Total |
|------------|------|-------|---------|--------------------|------------------|------------------|--------------------|
| 0013719 | 2024 | CST | PROTECT | \$2,669,931 | \$667,483 | \$0 | \$3,337,414 |
| 0013719 | 2024 | UTL | STBG | \$17,772 | \$4,443 | \$0 | \$22,215 |
| T007303 | 2024 | CAP | Transit | \$261,494 | \$5,191 | \$225,155 | \$491,840 |
| T008226 | 2025 | CAP | Transit | \$261,494 | \$5,191 | \$225,155 | \$491,840 |
| T008230 | 2026 | CAP | Transit | \$261,494 | \$5,191 | \$225,155 | \$491,840 |
| | | | | \$3,472,184 | \$687,500 | \$675,464 | \$4,835,147 |

Note: Cost estimates in this section show only the county's portion of the project; If the totals are different from the list above it is an indication that the project is in multiple counties.



STATE TRANSPORTATION IMPROVEMENT PROGRAM

02/14/2023

DRAFT

Lumpkin

Project: **0013390** Type Work: Replace Bridge
 Descp: SR 52 @ CHESTATEE RIVER - BRIDGE REPLACEMENT
 Lanes: Exist. 2 Prop. 2 Length: 0.45

Total Project Cost: \$6,730,230
 Total Project Authorizations: \$850,000
 Total Parcels: 4

| Phase | Fund | Year | Federal | State | Other | Total |
|-------|---------|------|-------------|-----------|-------|-------------|
| PE | NHPP | 2016 | \$680,000 | \$170,000 | \$0 | \$850,000 |
| ROW | NHPP | 2023 | \$688,000 | \$172,000 | \$0 | \$860,000 |
| CST | PROTECT | 2025 | \$3,986,471 | \$996,618 | \$0 | \$4,983,088 |
| UTL | PROTECT | 2025 | \$29,714 | \$7,428 | \$0 | \$37,142 |

Project: **0019085** Type Work: Replace Bridge
 Descp: SR 9/SR 52 @ CANE CREEK W OF DAHLONEGA
 Lanes: Exist. 2 Prop. 2 Length: 0.40

Total Project Cost: \$4,900,000
 Total Project Authorizations: \$0
 Total Parcels: 0

| Phase | Fund | Year | Federal | State | Other | Total |
|-------|------|------------|-------------|-----------|-------|-------------|
| PE | NHPP | 2023 | \$504,000 | \$126,000 | \$0 | \$630,000 |
| PE | NHPP | 2024 | \$216,000 | \$54,000 | \$0 | \$270,000 |
| ROW | NHPP | 2026 | \$220,000 | \$55,000 | \$0 | \$275,000 |
| CST | NHPP | After 2027 | \$2,940,000 | \$735,000 | \$0 | \$3,675,000 |
| UTL | NHPP | After 2027 | \$40,000 | \$10,000 | \$0 | \$50,000 |

Project: **0019102** Type Work: Drainage Improvements
 Descp: GARWOOD LAKE DAM DECOMMISSION & REMOVAL
 Lanes: Exist. 0 Prop. 0 Length: 0.10

Total Project Cost: \$1,385,000
 Total Project Authorizations: \$500,000
 Total Parcels: 0

| Phase | Fund | Year | Federal | State | Other | Total |
|-------|---------|------|-----------|-----------|-------|-----------|
| PE | PROTECT | 2022 | \$400,000 | \$100,000 | \$0 | \$500,000 |
| ROW | PROTECT | 2025 | \$28,000 | \$7,000 | \$0 | \$35,000 |
| CST | PROTECT | 2025 | \$680,000 | \$170,000 | \$0 | \$850,000 |

Project: **0019294** Type Work: Slope Repair
 Descp: SR 60/US 19 @ AUSTIN WAY
 Lanes: Exist. 2 Prop. 2 Length: 0.20

Total Project Cost: \$3,830,000
 Total Project Authorizations: \$500,000
 Total Parcels: 0

| Phase | Fund | Year | Federal | State | Other | Total |
|-------|---------|------|-------------|-----------|-------|-------------|
| PE | PROTECT | 2023 | \$400,000 | \$100,000 | \$0 | \$500,000 |
| ROW | PROTECT | 2024 | \$64,000 | \$16,000 | \$0 | \$80,000 |
| CST | PROTECT | 2025 | \$2,560,000 | \$640,000 | \$0 | \$3,200,000 |
| UTL | PROTECT | 2025 | \$40,000 | \$10,000 | \$0 | \$50,000 |

Project: **0019355** Type Work: Slope Repair
 Descp: SR 60 FROM N OF BEAR PAW RIDGE TO S OF YAHOOOLA CREEK
 Lanes: Exist. 2 Prop. 2 Length: 0.20

Total Project Cost: \$4,906,730
 Total Project Authorizations: \$0
 Total Parcels: 0

| Phase | Fund | Year | Federal | State | Other | Total |
|-------|---------|------|-------------|-----------|-------|-------------|
| PE | PROTECT | 2023 | \$640,000 | \$160,000 | \$0 | \$800,000 |
| CST | PROTECT | 2025 | \$3,285,384 | \$821,346 | \$0 | \$4,106,730 |

STATE TRANSPORTATION IMPROVEMENT PROGRAM

02/14/2023

DRAFT

Project: **T007328** Type Work: Intermodal
 Descp: FY 2024-LUMPKIN COUNTY-SEC.5311-CAPITAL AND OPERATIONS
 Lanes: Exist. 0 Prop. 0 Length: 0.00

| Phase | Fund | Year | Federal | State | Other | Total |
|-------|---------|------|----------|-------|----------|-----------|
| CAP | Transit | 2024 | \$99,473 | \$0 | \$99,473 | \$198,946 |

Total Project Cost: \$198,946
 Total Project Authorizations: \$0
 Total Parcels: 0

Project: **T008267** Type Work: Intermodal
 Descp: FY 2025-LUMPKIN COUNTY-SEC.5311-CAPITAL AND OPERATIONS
 Lanes: Exist. Prop. Length:

| Phase | Fund | Year | Federal | State | Other | Total |
|-------|---------|------|----------|-------|----------|-----------|
| CAP | Transit | 2025 | \$99,473 | \$0 | \$99,473 | \$198,946 |

Total Project Cost: \$198,946
 Total Project Authorizations: \$0
 Total Parcels: 0

Project: **T008268** Type Work: Intermodal
 Descp: FY 2026-LUMPKIN COUNTY-SEC.5311-CAPITAL AND OPERATIONS
 Lanes: Exist. 0 Prop. 0 Length: 0.00

| Phase | Fund | Year | Federal | State | Other | Total |
|-------|---------|------|----------|-------|----------|-----------|
| CAP | Transit | 2024 | \$99,473 | \$0 | \$99,473 | \$198,946 |

Total Project Cost: \$198,946
 Total Project Authorizations: \$0
 Total Parcels: 0

Project: **T008283** Type Work: Intermodal
 Descp: FY 2027-LUMPKIN COUNTY-SEC.5311-CAPITAL AND OPERATIONS
 Lanes: Exist. Prop. Length:

| Phase | Fund | Year | Federal | State | Other | Total |
|-------|---------|------|----------|-------|----------|-----------|
| CAP | Transit | 2027 | \$99,473 | \$0 | \$99,473 | \$198,946 |

Total Project Cost: \$198,946
 Total Project Authorizations: \$0
 Total Parcels: 0

STATE TRANSPORTATION IMPROVEMENT PROGRAM

02/14/2023

DRAFT

Lumpkin Totals Summary

County Summary excludes lump sum projects

| Project P# | Year | Phase | Fund | Federal | State | Other | Total |
|-------------------|-------------|--------------|-------------|---------------------|--------------------|------------------|---------------------|
| 0013390 | 2025 | CST | PROTECT | \$3,986,471 | \$996,618 | \$0 | \$4,983,088 |
| 0013390 | 2025 | UTL | PROTECT | \$29,714 | \$7,428 | \$0 | \$37,142 |
| 0019085 | 2024 | PE | NHPP | \$216,000 | \$54,000 | \$0 | \$270,000 |
| 0019085 | 2026 | ROW | NHPP | \$220,000 | \$55,000 | \$0 | \$275,000 |
| 0019102 | 2025 | ROW | PROTECT | \$28,000 | \$7,000 | \$0 | \$35,000 |
| 0019102 | 2025 | CST | PROTECT | \$680,000 | \$170,000 | \$0 | \$850,000 |
| 0019294 | 2024 | ROW | PROTECT | \$64,000 | \$16,000 | \$0 | \$80,000 |
| 0019294 | 2025 | CST | PROTECT | \$2,560,000 | \$640,000 | \$0 | \$3,200,000 |
| 0019294 | 2025 | UTL | PROTECT | \$40,000 | \$10,000 | \$0 | \$50,000 |
| 0019355 | 2025 | CST | PROTECT | \$3,285,384 | \$821,346 | \$0 | \$4,106,730 |
| T007328 | 2024 | CAP | Transit | \$99,473 | \$0 | \$99,473 | \$198,946 |
| T008267 | 2025 | CAP | Transit | \$99,473 | \$0 | \$99,473 | \$198,946 |
| T008268 | 2024 | CAP | Transit | \$99,473 | \$0 | \$99,473 | \$198,946 |
| T008283 | 2027 | CAP | Transit | \$99,473 | \$0 | \$99,473 | \$198,946 |
| | | | | \$11,507,460 | \$2,777,392 | \$397,892 | \$14,682,744 |

Note: Cost estimates in this section show only the county’s portion of the project; If the totals are different from the list above it is an indication that the project is in multiple counties.



STATE TRANSPORTATION IMPROVEMENT PROGRAM

02/14/2023

DRAFT

Macon

Project: **0016570** Type Work: Replace Bridge
 Descp: CR 281/CEDAR CREEK ROAD @ CEDAR CREEK
 Lanes: Exist. 2 Prop. 2 Length: 0.20

 Total Project Cost: \$4,429,965
 Total Project Authorizations: \$979,628
 Total Parcels: 2

| Phase | Fund | Year | Federal | State | Other | Total |
|-------|-------|------|-------------|-----------|----------|-------------|
| PE | STBG | 2021 | \$783,702 | \$195,926 | \$0 | \$979,628 |
| ROW | Local | 2024 | \$0 | \$0 | \$50,000 | \$50,000 |
| ROW | STBG | 2024 | \$882,259 | \$220,565 | \$0 | \$1,102,824 |
| CST | STBG | 2026 | \$1,530,600 | \$382,650 | \$0 | \$1,913,250 |
| UTL | STBG | 2026 | \$307,411 | \$76,853 | \$0 | \$384,263 |

Project: **T007329** Type Work: Intermodal
 Descp: FY 2024-MACON COUNTY-SEC.5311-CAPITAL AND OPERATIONS
 Lanes: Exist. 0 Prop. 0 Length: 0.00

 Total Project Cost: \$288,000
 Total Project Authorizations: \$0
 Total Parcels: 0

| Phase | Fund | Year | Federal | State | Other | Total |
|-------|---------|------|-----------|-------|-----------|-----------|
| CAP | Transit | 2024 | \$144,000 | \$0 | \$144,000 | \$288,000 |

Project: **T007343** Type Work: Intermodal
 Descp: FY 2024-RIVER VALLEY RC-SEC.5311-MOBILITY MGMT
 Lanes: Exist. 0 Prop. 0 Length: 0.00

 Total Project Cost: \$131,250
 Total Project Authorizations: \$0
 Total Parcels: 0

| Phase | Fund | Year | Federal | State | Other | Total |
|-------|---------|------|-----------|-------|----------|-----------|
| CAP | Transit | 2024 | \$105,000 | \$0 | \$26,250 | \$131,250 |

In Chatahoochee, Clay, Crisp, Dooly, Harris, Macon, Marion, Muscogee, Quitman, Randolph, Schley, Stewart, Sumter, Talbot, Taylor, Webster County

Project: **T008335** Type Work: Intermodal
 Descp: FY 2025-MACON COUNTY-SEC.5311-CAPITAL AND OPERATIONS
 Lanes: Exist. Prop. Length:

 Total Project Cost: \$310,000
 Total Project Authorizations: \$0
 Total Parcels: 0

| Phase | Fund | Year | Federal | State | Other | Total |
|-------|---------|------|-----------|-------|-----------|-----------|
| CAP | Transit | 2025 | \$155,000 | \$0 | \$155,000 | \$310,000 |

Project: **T008336** Type Work: Intermodal
 Descp: FY 2026-MACON COUNTY-SEC.5311-CAPITAL AND OPERATIONS
 Lanes: Exist. Prop. Length:

 Total Project Cost: \$310,000
 Total Project Authorizations: \$0
 Total Parcels: 0

| Phase | Fund | Year | Federal | State | Other | Total |
|-------|---------|------|-----------|-------|-----------|-----------|
| CAP | Transit | 2026 | \$155,000 | \$0 | \$155,000 | \$310,000 |

STATE TRANSPORTATION IMPROVEMENT PROGRAM

02/14/2023

DRAFT

Project: **T008337** Type Work: Intermodal
 Descp: FY 2027-MACON COUNTY-SEC.5311-CAPITAL AND OPERATIONS

| Phase | Fund | Year | Federal | State | Other | Total |
|-------|---------|------|-----------|-------|-----------|-----------|
| CAP | Transit | 2027 | \$155,000 | \$0 | \$155,000 | \$310,000 |

Lanes: Exist. Prop. Length:

Total Project Cost: \$310,000
 Total Project Authorizations: \$0
 Total Parcels: 0

Macon Totals Summary
 County Summary excludes lump sum projects

| Project P# | Year | Phase | Fund | Federal | State | Other | Total |
|------------|------|-------|---------|--------------------|------------------|------------------|--------------------|
| 0016570 | 2024 | ROW | Local | \$0 | \$0 | \$50,000 | \$50,000 |
| 0016570 | 2024 | ROW | STBG | \$882,259 | \$220,565 | \$0 | \$1,102,824 |
| 0016570 | 2026 | CST | STBG | \$1,530,600 | \$382,650 | \$0 | \$1,913,250 |
| 0016570 | 2026 | UTL | STBG | \$307,411 | \$76,853 | \$0 | \$384,263 |
| T007329 | 2024 | CAP | Transit | \$144,000 | \$0 | \$144,000 | \$288,000 |
| T007343 | 2024 | CAP | Transit | \$9,450 | \$0 | \$2,362 | \$11,812 |
| T008335 | 2025 | CAP | Transit | \$155,000 | \$0 | \$155,000 | \$310,000 |
| T008336 | 2026 | CAP | Transit | \$155,000 | \$0 | \$155,000 | \$310,000 |
| T008337 | 2027 | CAP | Transit | \$155,000 | \$0 | \$155,000 | \$310,000 |
| | | | | \$3,338,720 | \$680,067 | \$661,362 | \$4,680,150 |

Note: Cost estimates in this section show only the county's portion of the project; If the totals are different from the list above it is an indication that the project is in multiple counties.



STATE TRANSPORTATION IMPROVEMENT PROGRAM

02/14/2023

DRAFT

Madison

Project: **0015557** Type Work: Replace Bridge
 Descp: SR 8/SR 174 @ HUDSON RIVER 8.8 MI N OF DANIELSVILLE
 Lanes: Exist. 2 Prop. 2 Length: 0.30

Total Project Cost: \$5,733,314
 Total Project Authorizations: \$1,920,000
 Total Parcels: 9

| Phase | Fund | Year | Federal | State | Other | Total |
|-------|---------|------|-------------|-----------|-------|-------------|
| PE | STBG | 2018 | \$1,200,000 | \$300,000 | \$0 | \$1,500,000 |
| ROW | STBG | 2021 | \$336,000 | \$84,000 | \$0 | \$420,000 |
| CST | PROTECT | 2024 | \$3,010,651 | \$752,663 | \$0 | \$3,763,314 |
| UTL | STBG | 2024 | \$40,000 | \$10,000 | \$0 | \$50,000 |

In Franklin, Madison County

Project Details: Replaces a deteriorated substandard bridge.

Project: **0016526** Type Work: Replace Bridge
 Descp: SR 106 @ HUDSON RIVER 3.8 MI N OF POCATALIGO
 Lanes: Exist. 2 Prop. 2 Length: 0.20

Total Project Cost: \$6,030,026
 Total Project Authorizations: \$1,125,000
 Total Parcels: 4

| Phase | Fund | Year | Federal | State | Other | Total |
|-------|------|------|-------------|-----------|-------|-------------|
| PE | STBG | 2020 | \$900,000 | \$225,000 | \$0 | \$1,125,000 |
| ROW | STBG | 2023 | \$204,000 | \$51,000 | \$0 | \$255,000 |
| CST | STBG | 2026 | \$3,616,626 | \$904,157 | \$0 | \$4,520,783 |
| UTL | STBG | 2026 | \$103,394 | \$25,848 | \$0 | \$129,242 |

In Franklin, Madison County

Project: **0018245** Type Work: Replace Bridge
 Descp: CR 11/DOVE-DRAKE ROAD @ MILL SHOAL CREEK 10 MI N OF COMER
 Lanes: Exist. 2 Prop. 2 Length: 0.40

Total Project Cost: \$3,235,000
 Total Project Authorizations: \$750,000
 Total Parcels: 0

| Phase | Fund | Year | Federal | State | Other | Total |
|-------|-------|------|-------------|-----------|----------|-------------|
| PE | STBG | 2023 | \$600,000 | \$150,000 | \$0 | \$750,000 |
| ROW | STBG | 2025 | \$220,000 | \$55,000 | \$0 | \$275,000 |
| ROW | Local | 2025 | \$0 | \$0 | \$50,000 | \$50,000 |
| CST | STBG | 2027 | \$1,680,000 | \$420,000 | \$0 | \$2,100,000 |
| UTL | STBG | 2027 | \$48,000 | \$12,000 | \$0 | \$60,000 |

Madison Totals Summary

County Summary excludes lump sum projects

| Project PI# | Year | Phase | Fund | Federal | State | Other | Total |
|-------------|------|-------|---------|--------------------|--------------------|-----------------|--------------------|
| 0015557 | 2024 | CST | PROTECT | \$1,505,326 | \$376,331 | \$0 | \$1,881,657 |
| 0015557 | 2024 | UTL | STBG | \$20,000 | \$5,000 | \$0 | \$25,000 |
| 0016526 | 2026 | CST | STBG | \$1,772,147 | \$443,037 | \$0 | \$2,215,184 |
| 0016526 | 2026 | UTL | STBG | \$50,663 | \$12,666 | \$0 | \$63,329 |
| 0018245 | 2025 | ROW | Local | \$0 | \$0 | \$50,000 | \$50,000 |
| 0018245 | 2025 | ROW | STBG | \$220,000 | \$55,000 | \$0 | \$275,000 |
| 0018245 | 2027 | CST | STBG | \$1,680,000 | \$420,000 | \$0 | \$2,100,000 |
| 0018245 | 2027 | UTL | STBG | \$48,000 | \$12,000 | \$0 | \$60,000 |
| | | | | \$5,296,136 | \$1,324,034 | \$50,000 | \$6,670,170 |

Note: Cost estimates in this section show only the county’s portion of the project; If the totals are different from the list above it is an indication that the project is in multiple counties.



STATE TRANSPORTATION IMPROVEMENT PROGRAM

02/14/2023

DRAFT

Marion

Project: **T007343** Type Work: Intermodal
 Descp: FY 2024-RIVER VALLEY RC-SEC.5311-MOBILITY MGMT
 Lanes: Exist. 0 Prop. 0 Length: 0.00

| Phase | Fund | Year | Federal | State | Other | Total |
|-------|---------|------|-----------|-------|----------|-----------|
| CAP | Transit | 2024 | \$105,000 | \$0 | \$26,250 | \$131,250 |

Total Project Cost: \$131,250
 Total Project Authorizations: \$0
 Total Parcels: 0

In Chattahoochee, Clay, Crisp, Dooly, Harris, Macon, Marion, Muscogee, Quitman, Randolph, Schley, Stewart, Sumter, Talbot, Taylor, Webster County

Marion Totals Summary

County Summary excludes lump sum projects

| Project P# | Year | Phase | Fund | Federal | State | Other | Total |
|------------|------|-------|---------|----------------|------------|----------------|-----------------|
| T007343 | 2024 | CAP | Transit | \$8,400 | \$0 | \$2,100 | \$10,500 |
| | | | | \$8,400 | \$0 | \$2,100 | \$10,500 |

Note: Cost estimates in this section show only the county's portion of the project; If the totals are different from the list above it is an indication that the project is in multiple counties.



STATE TRANSPORTATION IMPROVEMENT PROGRAM

02/14/2023

DRAFT

McDuffie

Project: **0016128** Type Work: Replace Bridge
 Descp: SR 80 @ LITTLE RIVER 12.9 MI NW OF THOMSON
 Lanes: Exist. 2 Prop. 2 Length: 0.30

Total Project Cost: \$5,838,611
 Total Project Authorizations: \$920,000
 Total Parcels: 6

| Phase | Fund | Year | Federal | State | Other | Total |
|-------|------|------|-------------|-----------|-------|-------------|
| PE | STBG | 2019 | \$736,000 | \$184,000 | \$0 | \$920,000 |
| ROW | STBG | 2023 | \$204,000 | \$51,000 | \$0 | \$255,000 |
| CST | STBG | 2026 | \$3,704,910 | \$926,228 | \$0 | \$4,631,138 |
| UTL | STBG | 2026 | \$25,978 | \$6,495 | \$0 | \$32,473 |

In McDuffie, Wilkes County

Project: **T007330** Type Work: Intermodal
 Descp: FY 2024-MCDUFFIE COUNTY-SEC.5311-CAPITAL AND OPERATIONS
 Lanes: Exist. 0 Prop. 0 Length: 0.00

Total Project Cost: \$279,680
 Total Project Authorizations: \$0
 Total Parcels: 0

| Phase | Fund | Year | Federal | State | Other | Total |
|-------|---------|------|-----------|-------|-----------|-----------|
| CAP | Transit | 2024 | \$139,840 | \$0 | \$139,840 | \$279,680 |

Project: **T008339** Type Work: Intermodal
 Descp: FY 2025-MCDUFFIE COUNTY-SEC.5311-CAPITAL AND OPERATIONS
 Lanes: Exist. Prop. Length:

Total Project Cost: \$383,066
 Total Project Authorizations: \$0
 Total Parcels: 0

| Phase | Fund | Year | Federal | State | Other | Total |
|-------|---------|------|-----------|-------|-----------|-----------|
| CAP | Transit | 2025 | \$191,533 | \$0 | \$191,533 | \$383,066 |

Project: **T008340** Type Work: Intermodal
 Descp: FY 2026-MCDUFFIE COUNTY-SEC.5311-CAPITAL AND OPERATIONS
 Lanes: Exist. Prop. Length:

Total Project Cost: \$383,066
 Total Project Authorizations: \$0
 Total Parcels: 0

| Phase | Fund | Year | Federal | State | Other | Total |
|-------|---------|------|-----------|-------|-----------|-----------|
| CAP | Transit | 2026 | \$191,533 | \$0 | \$191,533 | \$383,066 |

Project: **T008341** Type Work: Intermodal
 Descp: FY 2027-MCDUFFIE COUNTY-SEC.5311-CAPITAL AND OPERATIONS
 Lanes: Exist. Prop. Length:

Total Project Cost: \$383,066
 Total Project Authorizations: \$0
 Total Parcels: 0

| Phase | Fund | Year | Federal | State | Other | Total |
|-------|---------|------|-----------|-------|-----------|-----------|
| CAP | Transit | 2027 | \$191,533 | \$0 | \$191,533 | \$383,066 |

STATE TRANSPORTATION IMPROVEMENT PROGRAM

02/14/2023

DRAFT

McDuffie Totals Summary

County Summary excludes lump sum projects

| Project P# | Year | Phase | Fund | Federal | State | Other | Total |
|-------------------|-------------|--------------|-------------|--------------------|------------------|------------------|--------------------|
| 0016128 | 2026 | CST | STBG | \$1,519,013 | \$379,753 | \$0 | \$1,898,767 |
| 0016128 | 2026 | UTL | STBG | \$10,651 | \$2,663 | \$0 | \$13,314 |
| T007330 | 2024 | CAP | Transit | \$139,840 | \$0 | \$139,840 | \$279,680 |
| T008339 | 2025 | CAP | Transit | \$191,533 | \$0 | \$191,533 | \$383,066 |
| T008340 | 2026 | CAP | Transit | \$191,533 | \$0 | \$191,533 | \$383,066 |
| T008341 | 2027 | CAP | Transit | \$191,533 | \$0 | \$191,533 | \$383,066 |
| | | | | \$2,244,103 | \$382,416 | \$714,439 | \$3,340,959 |

Note: Cost estimates in this section show only the county’s portion of the project; If the totals are different from the list above it is an indication that the project is in multiple counties.



STATE TRANSPORTATION IMPROVEMENT PROGRAM

02/14/2023

DRAFT

McIntosh

Project: **0013599** Type Work: Replace Bridge
 Descp: SR 25 @ DARIEN RIVER IN DARIEN
 Lanes: Exist. 2 Prop. 2 Length: 0.47

Total Project Cost: \$34,335,054
 Total Project Authorizations: \$5,097,000
 Total Parcels: 3
 Project Details: Replaces a fracture critical, substandard bridge.

| Phase | Fund | Year | Federal | State | Other | Total |
|-------|---------|------|--------------|-------------|-------|--------------|
| PE | STP | 2016 | \$1,880,000 | \$470,000 | \$0 | \$2,350,000 |
| PE | STBG | 2016 | \$1,517,600 | \$379,400 | \$0 | \$1,897,000 |
| PE | PROTECT | 2023 | \$680,000 | \$170,000 | \$0 | \$850,000 |
| ROW | PROTECT | 2023 | \$200,000 | \$50,000 | \$0 | \$250,000 |
| CST | PROTECT | 2026 | \$23,190,443 | \$5,797,611 | \$0 | \$28,988,054 |

Project: **0019095** Type Work: Replace Bridge
 Descp: SR 57 @ YOUNGS SWAMP
 Lanes: Exist. 2 Prop. 2 Length: 0.40

Total Project Cost: \$8,750,000
 Total Project Authorizations: \$560,000
 Total Parcels: 0

| Phase | Fund | Year | Federal | State | Other | Total |
|-------|------|------------|-------------|-------------|-------|-------------|
| PE | STBG | 2023 | \$448,000 | \$112,000 | \$0 | \$560,000 |
| PE | BFP | 2024 | \$192,000 | \$48,000 | \$0 | \$240,000 |
| ROW | BFP | 2026 | \$220,000 | \$55,000 | \$0 | \$275,000 |
| CST | BFP | After 2027 | \$6,100,000 | \$1,525,000 | \$0 | \$7,625,000 |
| UTL | BFP | After 2027 | \$40,000 | \$10,000 | \$0 | \$50,000 |

Project: **T007303** Type Work: Intermodal
 Descp: FY 2024-COASTAL RC-SEC.5311-CAPITAL AND OPERATIONS
 Lanes: Exist. 0 Prop. 0 Length: 0.00

Total Project Cost: \$4,918,395
 Total Project Authorizations: \$0
 Total Parcels: 0

| Phase | Fund | Year | Federal | State | Other | Total |
|-------|---------|------|-------------|----------|-------------|-------------|
| CAP | Transit | 2024 | \$2,614,936 | \$51,913 | \$2,251,546 | \$4,918,395 |

In Bryan, Bulloch, Camden, Chatham, Effingham, Glynn, Liberty, Long, McIntosh, Screven County

Project: **T008226** Type Work: Intermodal
 Descp: FY 2025-COASTAL RC-SEC.5311-CAPITAL AND OPERATIONS
 Lanes: Exist. Prop. Length:

Total Project Cost: \$4,918,395
 Total Project Authorizations: \$0
 Total Parcels: 0

| Phase | Fund | Year | Federal | State | Other | Total |
|-------|---------|------|-------------|----------|-------------|-------------|
| CAP | Transit | 2025 | \$2,614,936 | \$51,913 | \$2,251,546 | \$4,918,395 |

In Bryan, Bulloch, Camden, Chatham, Effingham, Glynn, Liberty, Long, McIntosh, Screven County

Project: **T008230** Type Work: Intermodal
 Descp: FY 2026-COASTAL RC-SEC.5311-CAPITAL AND OPERATIONS
 Lanes: Exist. Prop. Length:

Total Project Cost: \$4,918,395
 Total Project Authorizations: \$0
 Total Parcels: 0

| Phase | Fund | Year | Federal | State | Other | Total |
|-------|---------|------|-------------|----------|-------------|-------------|
| CAP | Transit | 2026 | \$2,614,936 | \$51,913 | \$2,251,546 | \$4,918,395 |

In Bryan, Bulloch, Camden, Chatham, Effingham, Glynn, Liberty, Long, McIntosh, Screven County

STATE TRANSPORTATION IMPROVEMENT PROGRAM

02/14/2023

DRAFT

Project: **T008245** Type Work: Intermodal
 Descp: FY 2027-COASTAL RC-SEC.5311-CAPITAL AND OPERATIONS
 Lanes: Exist. Prop. Length:

| Phase | Fund | Year | Federal | State | Other | Total |
|-------|---------|------|-------------|----------|-------------|-------------|
| CAP | Transit | 2027 | \$2,614,936 | \$51,913 | \$2,251,546 | \$4,918,395 |

Total Project Cost: \$4,918,395
 Total Project Authorizations: \$0
 Total Parcels: 0

In Bryan, Bulloch, Camden, Chatham, Effingham, Glynn, Liberty, McIntosh, Screven County

McIntosh Totals Summary
 County Summary excludes lump sum projects

| Project Pl# | Year | Phase | Fund | Federal | State | Other | Total |
|-------------|------|-------|---------|---------------------|--------------------|------------------|---------------------|
| 0013599 | 2026 | CST | PROTECT | \$23,190,443 | \$5,797,611 | \$0 | \$28,988,054 |
| 0019095 | 2024 | PE | BFP | \$192,000 | \$48,000 | \$0 | \$240,000 |
| 0019095 | 2026 | ROW | BFP | \$220,000 | \$55,000 | \$0 | \$275,000 |
| T007303 | 2024 | CAP | Transit | \$261,494 | \$5,191 | \$225,155 | \$491,840 |
| T008226 | 2025 | CAP | Transit | \$261,494 | \$5,191 | \$225,155 | \$491,840 |
| T008230 | 2026 | CAP | Transit | \$261,494 | \$5,191 | \$225,155 | \$491,840 |
| T008245 | 2027 | CAP | Transit | \$261,494 | \$5,191 | \$225,155 | \$491,840 |
| | | | | \$24,648,418 | \$5,921,376 | \$900,618 | \$31,470,412 |

Note: Cost estimates in this section show only the county’s portion of the project; If the totals are different from the list above it is an indication that the project is in multiple counties.



STATE TRANSPORTATION IMPROVEMENT PROGRAM

02/14/2023

DRAFT

Meriwether

Project: **0016527** Type Work: Replace Bridge
 Descp: SR 362 @ RED OAK CREEK 6 MI NE OF GREENVILLE
 Lanes: Exist. 2 Prop. 2 Length: 0.22

Total Project Cost: \$4,561,130
 Total Project Authorizations: \$1,079,000
 Total Parcels: 4

| Phase | Fund | Year | Federal | State | Other | Total |
|-------|---------|------|-------------|-----------|-------|-------------|
| PE | STBG | 2020 | \$863,200 | \$215,800 | \$0 | \$1,079,000 |
| ROW | STBG | 2024 | \$208,080 | \$52,020 | \$0 | \$260,100 |
| CST | PROTECT | 2027 | \$2,489,297 | \$622,324 | \$0 | \$3,111,622 |
| UTL | STBG | 2027 | \$88,326 | \$22,082 | \$0 | \$110,408 |

Project: **0016574** Type Work: Replace Bridge
 Descp: CR 246/CR 412/FLAT SHOALS ROAD @ FLINT RIVER
 Lanes: Exist. 2 Prop. 2 Length: 0.30

Total Project Cost: \$10,239,866
 Total Project Authorizations: \$950,000
 Total Parcels: 4

| Phase | Fund | Year | Federal | State | Other | Total |
|-------|-------|------|-------------|-------------|-----------|-------------|
| PE | STBG | 2021 | \$760,000 | \$190,000 | \$0 | \$950,000 |
| ROW | STBG | 2026 | \$173,189 | \$43,297 | \$0 | \$216,486 |
| ROW | Local | 2026 | \$0 | \$0 | \$108,243 | \$108,243 |
| CST | STBG | 2027 | \$7,066,117 | \$1,766,529 | \$0 | \$8,832,646 |
| UTL | STBG | 2027 | \$105,992 | \$26,498 | \$0 | \$132,490 |

In Meriwether, Pike County

Project: **0017937** Type Work: Replace Bridge
 Descp: SR 85 @ CSX #639361Y IN WOODBURY
 Lanes: Exist. 2 Prop. 2 Length: 0.20

Total Project Cost: \$7,001,000
 Total Project Authorizations: \$1,151,000
 Total Parcels: 2

| Phase | Fund | Year | Federal | State | Other | Total |
|-------|------|------------|-------------|-------------|-------|-------------|
| PE | STBG | 2022 | \$920,800 | \$230,200 | \$0 | \$1,151,000 |
| ROW | STBG | 2025 | \$360,000 | \$90,000 | \$0 | \$450,000 |
| CST | STBG | After 2027 | \$4,320,000 | \$1,080,000 | \$0 | \$5,400,000 |

Project: **T007351** Type Work: Intermodal
 Descp: FY 2024-THREE RIVERS RC-SEC.5311-CAPITAL AND OPERATIONS
 Lanes: Exist. 0 Prop. 0 Length: 0.00

Total Project Cost: \$2,241,000
 Total Project Authorizations: \$0
 Total Parcels: 0

| Phase | Fund | Year | Federal | State | Other | Total |
|-------|---------|------|-------------|----------|-------------|-------------|
| CAP | Transit | 2024 | \$1,190,999 | \$23,500 | \$1,026,501 | \$2,241,000 |

In Butts, Carroll, Lamar, Meriwether, Pike, Spalding, Upson County

STATE TRANSPORTATION IMPROVEMENT PROGRAM

02/14/2023

DRAFT

Meriwether Totals Summary

County Summary excludes lump sum projects

| Project P# | Year | Phase | Fund | Federal | State | Other | Total |
|-------------------|-------------|--------------|-------------|--------------------|--------------------|------------------|--------------------|
| 0016527 | 2024 | ROW | STBG | \$208,080 | \$52,020 | \$0 | \$260,100 |
| 0016527 | 2027 | CST | PROTECT | \$2,489,297 | \$622,324 | \$0 | \$3,111,622 |
| 0016527 | 2027 | UTL | STBG | \$88,326 | \$22,082 | \$0 | \$110,408 |
| 0016574 | 2026 | ROW | Local | \$0 | \$0 | \$60,616 | \$60,616 |
| 0016574 | 2026 | ROW | STBG | \$96,986 | \$24,246 | \$0 | \$121,232 |
| 0016574 | 2027 | CST | STBG | \$3,957,026 | \$989,256 | \$0 | \$4,946,282 |
| 0016574 | 2027 | UTL | STBG | \$59,355 | \$14,839 | \$0 | \$74,194 |
| 0017937 | 2025 | ROW | STBG | \$360,000 | \$90,000 | \$0 | \$450,000 |
| T007351 | 2024 | CAP | Transit | \$154,830 | \$3,055 | \$133,445 | \$291,330 |
| | | | | \$7,413,901 | \$1,817,823 | \$194,061 | \$9,425,785 |

Note: Cost estimates in this section show only the county’s portion of the project; If the totals are different from the list above it is an indication that the project is in multiple counties.



STATE TRANSPORTATION IMPROVEMENT PROGRAM

02/14/2023

DRAFT

Miller

Project: **T007344** Type Work: Intermodal
 Desc: FY 2024-SW GEORGIA RC-SEC.5311-CAPITAL AND OPERATIONS

| Phase | Fund | Year | Federal | State | Other | Total |
|-------|---------|------|-------------|-----------|-------------|-------------|
| CAP | Transit | 2024 | \$4,192,263 | \$139,369 | \$3,216,685 | \$7,548,317 |

Lanes: Exist. 0 Prop. 0 Length: 0.00

Total Project Cost: \$7,548,317
 Total Project Authorizations: \$0
 Total Parcels: 0

In Baker, Calhoun, Colquitt, Decatur, Dougherty, Early, Grady, Lee, Miller, Mitchell, Seminole, Terrell, Worth County

Miller Totals Summary

County Summary excludes lump sum projects

| Project Pl# | Year | Phase | Fund | Federal | State | Other | Total |
|-------------|------|-------|---------|------------------|-----------------|------------------|------------------|
| T007344 | 2024 | CAP | Transit | \$377,304 | \$12,543 | \$289,502 | \$679,349 |
| | | | | \$377,304 | \$12,543 | \$289,502 | \$679,349 |

Note: Cost estimates in this section show only the county’s portion of the project; If the totals are different from the list above it is an indication that the project is in multiple counties.



STATE TRANSPORTATION IMPROVEMENT PROGRAM

02/14/2023

DRAFT

Mitchell

Project: **0016569** Type Work: Replace Bridge
 Descp: CR 288/WHIGHAM ROAD @ BIG SLOUGH
 Lanes: Exist. 2 Prop. 2 Length: 0.60

 Total Project Cost: \$4,324,200
 Total Project Authorizations: \$975,000
 Total Parcels: 2

| Phase | Fund | Year | Federal | State | Other | Total |
|-------|-------|------|-------------|-----------|----------|-------------|
| PE | STBG | 2021 | \$780,000 | \$195,000 | \$0 | \$975,000 |
| ROW | STBG | 2024 | \$122,400 | \$30,600 | \$0 | \$153,000 |
| ROW | Local | 2024 | \$0 | \$0 | \$75,000 | \$75,000 |
| CST | STBG | 2025 | \$2,496,960 | \$624,240 | \$0 | \$3,121,200 |

Project: **T007344** Type Work: Intermodal
 Descp: FY 2024-SW GEORGIA RC-SEC.5311-CAPITAL AND OPERATIONS
 Lanes: Exist. 0 Prop. 0 Length: 0.00

 Total Project Cost: \$7,548,317
 Total Project Authorizations: \$0
 Total Parcels: 0

| Phase | Fund | Year | Federal | State | Other | Total |
|-------|---------|------|-------------|-----------|-------------|-------------|
| CAP | Transit | 2024 | \$4,192,263 | \$139,369 | \$3,216,685 | \$7,548,317 |

In Baker, Calhoun, Colquitt, Decatur, Dougherty, Early, Grady, Lee, Miller, Mitchell, Seminole, Terrell, Worth County

Mitchell Totals Summary

County Summary excludes lump sum projects

| Project P# | Year | Phase | Fund | Federal | State | Other | Total |
|------------|------|-------|---------|--------------------|------------------|------------------|--------------------|
| 0016569 | 2024 | ROW | Local | \$0 | \$0 | \$75,000 | \$75,000 |
| 0016569 | 2024 | ROW | STBG | \$122,400 | \$30,600 | \$0 | \$153,000 |
| 0016569 | 2025 | CST | STBG | \$2,496,960 | \$624,240 | \$0 | \$3,121,200 |
| T007344 | 2024 | CAP | Transit | \$377,304 | \$12,543 | \$289,502 | \$679,349 |
| | | | | \$2,996,664 | \$667,383 | \$364,502 | \$4,028,549 |

Note: Cost estimates in this section show only the county’s portion of the project; If the totals are different from the list above it is an indication that the project is in multiple counties.



STATE TRANSPORTATION IMPROVEMENT PROGRAM

02/14/2023

DRAFT

Monroe

Project: **0013813** Type Work: Replace Bridge
 Descp: SR 83 @ LEE CREEK & @ OCMULGEE RIVER 11 MI NE OF FORSYTH
 Lanes: Exist. 2 Prop. 2 Length: 0.65
 Total Project Cost: \$12,483,818
 Total Project Authorizations: \$1,906,000
 Total Parcels: 5

| Phase | Fund | Year | Federal | State | Other | Total |
|-------|--------|------|-------------|-------------|-------|--------------|
| PE | STBG | 2016 | \$816,000 | \$204,000 | \$0 | \$1,020,000 |
| PE | Bridge | 2016 | \$532,800 | \$133,200 | \$0 | \$666,000 |
| ROW | STBG | 2022 | \$176,000 | \$44,000 | \$0 | \$220,000 |
| CST | STBG | 2024 | \$8,454,752 | \$2,113,688 | \$0 | \$10,568,441 |
| UTL | STBG | 2024 | \$7,502 | \$1,875 | \$0 | \$9,377 |

In Jasper, Monroe County

Project Details: Replaces 2 substandard deteriorated bridges.

Project: **0016129** Type Work: Replace Bridge
 Descp: SR 18 @ NS #718484D 13 MI E OF FORSYTH
 Lanes: Exist. 2 Prop. 2 Length: 0.31
 Total Project Cost: \$6,515,644
 Total Project Authorizations: \$1,246,500
 Total Parcels: 4

| Phase | Fund | Year | Federal | State | Other | Total |
|-------|------|------------|-------------|-----------|-------|-------------|
| PE | STBG | 2019 | \$560,000 | \$140,000 | \$0 | \$700,000 |
| PE | STBG | 2019 | \$437,200 | \$109,300 | \$0 | \$546,500 |
| ROW | STBG | 2024 | \$277,440 | \$69,360 | \$0 | \$346,800 |
| CST | STBG | After 2027 | \$3,533,059 | \$883,265 | \$0 | \$4,416,323 |
| UTL | STBG | After 2027 | \$404,817 | \$101,204 | \$0 | \$506,021 |

Project: **0016130** Type Work: Replace Bridge
 Descp: SR 18 @ OCMULGEE RIVER 13 MI E OF FORSYTH
 Lanes: Exist. 2 Prop. 2 Length: 0.49
 Total Project Cost: \$6,825,000
 Total Project Authorizations: \$1,445,000
 Total Parcels: 4

| Phase | Fund | Year | Federal | State | Other | Total |
|-------|------|------|-------------|-------------|-------|-------------|
| PE | STBG | 2019 | \$640,000 | \$160,000 | \$0 | \$800,000 |
| PE | STBG | 2019 | \$516,000 | \$129,000 | \$0 | \$645,000 |
| ROW | STBG | 2024 | \$240,000 | \$60,000 | \$0 | \$300,000 |
| CST | STBG | 2025 | \$4,000,000 | \$1,000,000 | \$0 | \$5,000,000 |
| UTL | STBG | 2025 | \$64,000 | \$16,000 | \$0 | \$80,000 |

In Jones, Monroe County

Project: **T007331** Type Work: Intermodal
 Descp: FY 2024-MIDDLE GEORGIA RC-SEC.5311-MOBILITY MGMT
 Lanes: Exist. 0 Prop. 0 Length: 0.00
 Total Project Cost: \$130,000
 Total Project Authorizations: \$0
 Total Parcels: 0

| Phase | Fund | Year | Federal | State | Other | Total |
|-------|---------|------|-----------|-------|----------|-----------|
| CAP | Transit | 2024 | \$104,000 | \$0 | \$26,000 | \$130,000 |

In Baldwin, Bibb, Crawford, Houston, Jones, Monroe, Peach, Pulaski, Putnam, Twiggs, Wilkinson County

Project: **T008355** Type Work: Intermodal
 Descp: FY 2025-MIDDLE GEORGIA RC-SEC.5311-MOBILITY MGMT
 Lanes: Exist. Prop. Length:
 Total Project Cost: \$60,000
 Total Project Authorizations: \$0
 Total Parcels: 0

| Phase | Fund | Year | Federal | State | Other | Total |
|-------|---------|------|----------|---------|---------|----------|
| CAP | Transit | 2025 | \$48,000 | \$6,000 | \$6,000 | \$60,000 |

In Baldwin, Bibb, Crawford, Houston, Jones, Monroe, Peach, Pulaski, Putnam, Twiggs, Wilkinson County

STATE TRANSPORTATION IMPROVEMENT PROGRAM

02/14/2023

DRAFT

Project: **T008356** Type Work: Intermodal
 Descp: FY 2026-MIDDLE GEORGIA RC-SEC.5311-MOBILITY MGMT
 Lanes: Exist. Prop. Length:

| Phase | Fund | Year | Federal | State | Other | Total |
|-------|---------|------|----------|---------|---------|----------|
| CAP | Transit | 2026 | \$48,000 | \$6,000 | \$6,000 | \$60,000 |

Total Project Cost: \$60,000
 Total Project Authorizations: \$0
 Total Parcels: 0

In Baldwin, Bibb, Crawford, Houston, Jones, Monroe, Peach, Pulaski, Putnam, Twiggs, Wilkinson County

Project: **T008357** Type Work: Intermodal
 Descp: FY 2027-MIDDLE GEORGIA RC-SEC.5311-MOBILITY MGMT
 Lanes: Exist. Prop. Length:

| Phase | Fund | Year | Federal | State | Other | Total |
|-------|---------|------|----------|---------|---------|----------|
| CAP | Transit | 2027 | \$48,000 | \$6,000 | \$6,000 | \$60,000 |

Total Project Cost: \$60,000
 Total Project Authorizations: \$0
 Total Parcels: 0

In Baldwin, Bibb, Crawford, Houston, Jones, Monroe, Peach, Pulaski, Putnam, Twiggs, Wilkinson County

Monroe Totals Summary
 County Summary excludes lump sum projects

| Project Pl# | Year | Phase | Fund | Federal | State | Other | Total |
|-------------|------|-------|---------|--------------------|--------------------|----------------|---------------------|
| 0013813 | 2024 | CST | STBG | \$5,580,137 | \$1,395,034 | \$0 | \$6,975,171 |
| 0013813 | 2024 | UTL | STBG | \$4,951 | \$1,238 | \$0 | \$6,189 |
| 0016129 | 2024 | ROW | STBG | \$277,440 | \$69,360 | \$0 | \$346,800 |
| 0016130 | 2024 | ROW | STBG | \$120,000 | \$30,000 | \$0 | \$150,000 |
| 0016130 | 2025 | CST | STBG | \$2,000,000 | \$500,000 | \$0 | \$2,500,000 |
| 0016130 | 2025 | UTL | STBG | \$32,000 | \$8,000 | \$0 | \$40,000 |
| T007331 | 2024 | CAP | Transit | \$8,320 | \$0 | \$2,080 | \$10,400 |
| T008355 | 2025 | CAP | Transit | \$3,840 | \$480 | \$480 | \$4,800 |
| T008356 | 2026 | CAP | Transit | \$3,840 | \$480 | \$480 | \$4,800 |
| T008357 | 2027 | CAP | Transit | \$3,840 | \$480 | \$480 | \$4,800 |
| | | | | \$8,034,368 | \$2,005,072 | \$3,520 | \$10,042,960 |

Note: Cost estimates in this section show only the county’s portion of the project; If the totals are different from the list above it is an indication that the project is in multiple counties.



STATE TRANSPORTATION IMPROVEMENT PROGRAM

02/14/2023

DRAFT

Morgan

Project: **0017232** Type Work: Replace Bridge
 Descp: I-20 EB & WB @ OCONEE RIVER & @ OCONEE RIVER OVERFLOW
 Lanes: Exist. 4 Prop. 4 Length: 0.80

Total Project Cost: \$28,574,994
 Total Project Authorizations: \$1,900,000
 Total Parcels: 4

| Phase | Fund | Year | Federal | State | Other | Total |
|-------|------|------|--------------|-------------|-------|--------------|
| PE | STBG | 2022 | \$1,520,000 | \$380,000 | \$0 | \$1,900,000 |
| ROW | STBG | 2025 | \$360,000 | \$90,000 | \$0 | \$450,000 |
| CST | STBG | 2027 | \$20,739,995 | \$5,184,999 | \$0 | \$25,924,994 |
| UTL | STBG | 2027 | \$240,000 | \$60,000 | \$0 | \$300,000 |

In Greene, Morgan County

Project Details: Replaces a substandard, deteriorated bridge on a critical route.

Project: **0017938** Type Work: Replace Bridge
 Descp: SR 83 @ LITTLE RIVER
 Lanes: Exist. 2 Prop. 2 Length: 0.40

Total Project Cost: \$5,015,000
 Total Project Authorizations: \$850,000
 Total Parcels: 7

| Phase | Fund | Year | Federal | State | Other | Total |
|-------|------|------------|-------------|-----------|-------|-------------|
| PE | STBG | 2022 | \$680,000 | \$170,000 | \$0 | \$850,000 |
| ROW | STBG | 2025 | \$240,000 | \$60,000 | \$0 | \$300,000 |
| CST | STBG | After 2027 | \$3,040,000 | \$760,000 | \$0 | \$3,800,000 |
| UTL | STBG | After 2027 | \$52,000 | \$13,000 | \$0 | \$65,000 |

Project: **0017939** Type Work: Replace Bridge
 Descp: SR 83 @ BIG INDIAN CREEK
 Lanes: Exist. 2 Prop. 2 Length: 0.40

Total Project Cost: \$4,950,000
 Total Project Authorizations: \$850,000
 Total Parcels: 10

| Phase | Fund | Year | Federal | State | Other | Total |
|-------|------|------------|-------------|-----------|-------|-------------|
| PE | STBG | 2022 | \$680,000 | \$170,000 | \$0 | \$850,000 |
| ROW | STBG | 2025 | \$240,000 | \$60,000 | \$0 | \$300,000 |
| CST | STBG | After 2027 | \$3,040,000 | \$760,000 | \$0 | \$3,800,000 |

Project: **0018361** Type Work: Interchange
 Descp: I-20 @ CR 249/OLD MILL ROAD
 Lanes: Exist. 4 Prop. 4 Length: 0.40

Total Project Cost: \$111,600,000
 Total Project Authorizations: \$6,840,000
 Total Parcels: 0

| Phase | Fund | Year | Federal | State | Other | Total |
|-------|---------|------|--------------|--------------|-------|--------------|
| PE | NHPP | 2022 | \$4,256,000 | \$1,064,000 | \$0 | \$5,320,000 |
| PE | NHPP | 2023 | \$1,216,000 | \$304,000 | \$0 | \$1,520,000 |
| PE | NHPP | 2023 | \$608,000 | \$152,000 | \$0 | \$760,000 |
| ROW | NHPP | 2023 | \$6,400,000 | \$1,600,000 | \$0 | \$8,000,000 |
| ROW | NHPP | 2024 | \$9,600,000 | \$2,400,000 | \$0 | \$12,000,000 |
| CST | NHPP | 2024 | \$65,760,000 | \$16,440,000 | \$0 | \$82,200,000 |
| UTL | NHPP | 2023 | \$360,000 | \$90,000 | \$0 | \$450,000 |
| UTL | PROTECT | 2024 | \$1,080,000 | \$270,000 | \$0 | \$1,350,000 |

Project: **0019089** Type Work: Replace Bridge
 Descp: SR 12 @ CSX #279602P 2 MI NE OF MADISON
 Lanes: Exist. 2 Prop. 2 Length: 0.40

Total Project Cost: \$8,875,000
 Total Project Authorizations: \$630,000
 Total Parcels: 0

| Phase | Fund | Year | Federal | State | Other | Total |
|-------|------|------------|-------------|-------------|-------|-------------|
| PE | STBG | 2023 | \$504,000 | \$126,000 | \$0 | \$630,000 |
| PE | BFP | 2024 | \$216,000 | \$54,000 | \$0 | \$270,000 |
| ROW | BFP | 2026 | \$220,000 | \$55,000 | \$0 | \$275,000 |
| CST | BFP | After 2027 | \$6,120,000 | \$1,530,000 | \$0 | \$7,650,000 |
| UTL | BFP | After 2027 | \$40,000 | \$10,000 | \$0 | \$50,000 |

STATE TRANSPORTATION IMPROVEMENT PROGRAM

02/14/2023

DRAFT

Project: **0019090** Type Work: Replace Bridge
 Descp: I-20 EB @ NORTH SUGAR CREEK 1.9 MI SW OF BUCKHEAD
 Lanes: Exist. 4 Prop. 4 Length: 0.40

 Total Project Cost: \$6,400,000
 Total Project Authorizations: \$560,000
 Total Parcels: 0

| Phase | Fund | Year | Federal | State | Other | Total |
|-------|------|------------|-------------|-------------|-------|-------------|
| PE | NHPP | 2023 | \$448,000 | \$112,000 | \$0 | \$560,000 |
| PE | NHPP | 2024 | \$192,000 | \$48,000 | \$0 | \$240,000 |
| ROW | NHPP | 2026 | \$220,000 | \$55,000 | \$0 | \$275,000 |
| CST | NHPP | After 2027 | \$4,220,000 | \$1,055,000 | \$0 | \$5,275,000 |
| UTL | NHPP | After 2027 | \$40,000 | \$10,000 | \$0 | \$50,000 |

Project: **T007332** Type Work: Intermodal
 Descp: FY 2024-MORGAN COUNTY-SEC.5311-CAPITAL AND OPERATIONS
 Lanes: Exist. 0 Prop. 0 Length: 0.00

 Total Project Cost: \$321,768
 Total Project Authorizations: \$0
 Total Parcels: 0

| Phase | Fund | Year | Federal | State | Other | Total |
|-------|---------|------|-----------|-------|----------|-----------|
| CAP | Transit | 2024 | \$257,414 | \$0 | \$64,354 | \$321,768 |

Project: **T008359** Type Work: Intermodal
 Descp: FY 2025-MORGAN COUNTY-SEC.5311-CAPITAL AND OPERATIONS
 Lanes: Exist. Prop. Length:

 Total Project Cost: \$516,673
 Total Project Authorizations: \$0
 Total Parcels: 0

| Phase | Fund | Year | Federal | State | Other | Total |
|-------|---------|------|-----------|---------|-----------|-----------|
| CAP | Transit | 2025 | \$277,858 | \$6,507 | \$232,308 | \$516,673 |

Project: **T008360** Type Work: Intermodal
 Descp: FY 2026-MORGAN COUNTY-SEC.5311-CAPITAL AND OPERATIONS
 Lanes: Exist. Prop. Length:

 Total Project Cost: \$516,673
 Total Project Authorizations: \$0
 Total Parcels: 0

| Phase | Fund | Year | Federal | State | Other | Total |
|-------|---------|------|-----------|---------|-----------|-----------|
| CAP | Transit | 2026 | \$277,858 | \$6,507 | \$232,308 | \$516,673 |

Project: **T008361** Type Work: Intermodal
 Descp: FY 2027-MORGAN COUNTY-SEC.5311-CAPITAL AND OPERATIONS
 Lanes: Exist. 0 Prop. 0 Length: 0.00

 Total Project Cost: \$516,673
 Total Project Authorizations: \$0
 Total Parcels: 0

| Phase | Fund | Year | Federal | State | Other | Total |
|-------|---------|------|-----------|---------|-----------|-----------|
| CAP | Transit | 2027 | \$277,858 | \$6,507 | \$232,308 | \$516,673 |

STATE TRANSPORTATION IMPROVEMENT PROGRAM

02/14/2023

DRAFT

Morgan Totals Summary

County Summary excludes lump sum projects

| Project P# | Year | Phase | Fund | Federal | State | Other | Total |
|-------------------|-------------|--------------|-------------|---------------------|---------------------|------------------|----------------------|
| 0017232 | 2025 | ROW | STBG | \$151,200 | \$37,800 | \$0 | \$189,000 |
| 0017232 | 2027 | CST | STBG | \$8,710,798 | \$2,177,699 | \$0 | \$10,888,497 |
| 0017232 | 2027 | UTL | STBG | \$100,800 | \$25,200 | \$0 | \$126,000 |
| 0017938 | 2025 | ROW | STBG | \$240,000 | \$60,000 | \$0 | \$300,000 |
| 0017939 | 2025 | ROW | STBG | \$240,000 | \$60,000 | \$0 | \$300,000 |
| 0018361 | 2024 | ROW | NHPP | \$9,600,000 | \$2,400,000 | \$0 | \$12,000,000 |
| 0018361 | 2024 | CST | NHPP | \$65,760,000 | \$16,440,000 | \$0 | \$82,200,000 |
| 0018361 | 2024 | UTL | PROTECT | \$1,080,000 | \$270,000 | \$0 | \$1,350,000 |
| 0019089 | 2024 | PE | BFP | \$216,000 | \$54,000 | \$0 | \$270,000 |
| 0019089 | 2026 | ROW | BFP | \$220,000 | \$55,000 | \$0 | \$275,000 |
| 0019090 | 2024 | PE | NHPP | \$192,000 | \$48,000 | \$0 | \$240,000 |
| 0019090 | 2026 | ROW | NHPP | \$220,000 | \$55,000 | \$0 | \$275,000 |
| T007332 | 2024 | CAP | Transit | \$257,414 | \$0 | \$64,354 | \$321,768 |
| T008359 | 2025 | CAP | Transit | \$277,858 | \$6,507 | \$232,308 | \$516,673 |
| T008360 | 2026 | CAP | Transit | \$277,858 | \$6,507 | \$232,308 | \$516,673 |
| T008361 | 2027 | CAP | Transit | \$277,858 | \$6,507 | \$232,308 | \$516,673 |
| | | | | \$87,821,786 | \$21,702,220 | \$761,278 | \$110,285,284 |

Note: Cost estimates in this section show only the county’s portion of the project; If the totals are different from the list above it is an indication that the project is in multiple counties.



STATE TRANSPORTATION IMPROVEMENT PROGRAM

02/14/2023

DRAFT

Murray

Project: **0016528** Type Work: Replace Bridge
 Descp: SR 2/SR 61 @ SUMAC CREEK 1.6 MI N OF CRANDALL
 Lanes: Exist. 2 Prop. 2 Length: 0.80

Total Project Cost: \$9,540,182
 Total Project Authorizations: \$1,532,000
 Total Parcels: 8

| Phase | Fund | Year | Federal | State | Other | Total |
|-------|-------------|------|-------------|-------------|-------|-------------|
| PE | STBG | 2020 | \$856,000 | \$214,000 | \$0 | \$1,070,000 |
| PE | Other Funds | 2020 | \$369,600 | \$92,400 | \$0 | \$462,000 |
| ROW | STBG | 2025 | \$400,000 | \$100,000 | \$0 | \$500,000 |
| CST | STBG | 2027 | \$5,906,962 | \$1,476,740 | \$0 | \$7,383,702 |
| UTL | STBG | 2027 | \$99,584 | \$24,896 | \$0 | \$124,480 |

Project: **0016529** Type Work: Replace Bridge
 Descp: SR 61 @ PERRY CREEK 6.3 MI N OF CRANDALL
 Lanes: Exist. 2 Prop. 2 Length: 0.40

Total Project Cost: \$5,971,405
 Total Project Authorizations: \$1,510,000
 Total Parcels: 5

| Phase | Fund | Year | Federal | State | Other | Total |
|-------|-------------|------|-------------|-----------|-------|-------------|
| PE | Other Funds | 2020 | \$416,000 | \$104,000 | \$0 | \$520,000 |
| PE | STBG | 2020 | \$792,000 | \$198,000 | \$0 | \$990,000 |
| ROW | STBG | 2023 | \$248,064 | \$62,016 | \$0 | \$310,080 |
| CST | PROTECT | 2027 | \$3,313,111 | \$828,278 | \$0 | \$4,141,389 |
| UTL | STBG | 2027 | \$7,949 | \$1,987 | \$0 | \$9,937 |

Project: **0017233** Type Work: Replace Bridge
 Descp: SR 2 @ CONASAUGA RIVER & @ CONASAUGA RIVER OVERFLOW
 Lanes: Exist. 2 Prop. 2 Length: 0.80

Total Project Cost: \$12,798,812
 Total Project Authorizations: \$988,832
 Total Parcels: 6

| Phase | Fund | Year | Federal | State | Other | Total |
|-------|------|------------|-------------|-------------|-------|--------------|
| PE | STBG | 2022 | \$775,066 | \$193,766 | \$0 | \$968,832 |
| PE | STP | 2022 | \$16,000 | \$4,000 | \$0 | \$20,000 |
| ROW | STBG | 2025 | \$280,000 | \$70,000 | \$0 | \$350,000 |
| CST | STBG | After 2027 | \$9,007,984 | \$2,251,996 | \$0 | \$11,259,980 |
| UTL | STBG | After 2027 | \$160,000 | \$40,000 | \$0 | \$200,000 |

In Murray, Whitfield County

Project Details: Replaces a substandard, deteriorated bridge.

Project: **0017234** Type Work: Replace Bridge
 Descp: SR 225 @ PINHOOK CREEK
 Lanes: Exist. 2 Prop. 2 Length: 0.40

Total Project Cost: \$2,662,205
 Total Project Authorizations: \$930,000
 Total Parcels: 4

| Phase | Fund | Year | Federal | State | Other | Total |
|-------|------|------------|-------------|-----------|-------|-------------|
| PE | STBG | 2022 | \$744,000 | \$186,000 | \$0 | \$930,000 |
| ROW | STBG | 2025 | \$200,000 | \$50,000 | \$0 | \$250,000 |
| CST | STBG | After 2027 | \$1,119,606 | \$279,901 | \$0 | \$1,399,507 |
| UTL | STBG | After 2027 | \$66,158 | \$16,540 | \$0 | \$82,698 |

Project Details: Replaces a deficient CMP bridge culvert.

Project: **0017235** Type Work: Replace Bridge
 Descp: SR 225 @ SUMAC CREEK
 Lanes: Exist. 2 Prop. 2 Length: 0.40

Total Project Cost: \$3,794,890
 Total Project Authorizations: \$910,000
 Total Parcels: 7

| Phase | Fund | Year | Federal | State | Other | Total |
|-------|------|------------|-------------|-----------|-------|-------------|
| PE | STBG | 2022 | \$728,000 | \$182,000 | \$0 | \$910,000 |
| ROW | STBG | 2025 | \$200,000 | \$50,000 | \$0 | \$250,000 |
| CST | STBG | After 2027 | \$2,041,754 | \$510,438 | \$0 | \$2,552,192 |
| UTL | STBG | After 2027 | \$66,158 | \$16,540 | \$0 | \$82,698 |

Project Details: Replaces a substandard, deteriorated bridge.

STATE TRANSPORTATION IMPROVEMENT PROGRAM

02/14/2023

DRAFT

Project: **0019187** Type Work: Replace Bridge
 Descp: CR 309/OLD US 411 @ WILLBANKS BRANCH 10 MI SE OF CHATSWORTH
 Lanes: Exist. 2 Prop. 2 Length: 0.20
 Total Project Cost: \$2,175,000
 Total Project Authorizations: \$0
 Total Parcels: 0

| Phase | Fund | Year | Federal | State | Other | Total |
|-------|------|------------|-----------|-----------|-------|-------------|
| PE | BFP | 2026 | \$680,000 | \$170,000 | \$0 | \$850,000 |
| ROW | BFP | After 2027 | \$220,000 | \$55,000 | \$0 | \$275,000 |
| CST | BFP | After 2027 | \$800,000 | \$200,000 | \$0 | \$1,000,000 |
| UTL | BFP | After 2027 | \$40,000 | \$10,000 | \$0 | \$50,000 |

Project: **0019188** Type Work: Replace Bridge
 Descp: CR 299/CCC CAMP ROAD @ EMERY CREEK 6.5 MI SE OF CRANDALL
 Lanes: Exist. 2 Prop. 2 Length: 0.20
 Total Project Cost: \$2,175,000
 Total Project Authorizations: \$0
 Total Parcels: 0

| Phase | Fund | Year | Federal | State | Other | Total |
|-------|------|------------|-----------|-----------|-------|-------------|
| PE | BFP | 2026 | \$680,000 | \$170,000 | \$0 | \$850,000 |
| ROW | BFP | After 2027 | \$220,000 | \$55,000 | \$0 | \$275,000 |
| CST | BFP | After 2027 | \$800,000 | \$200,000 | \$0 | \$1,000,000 |
| UTL | BFP | After 2027 | \$40,000 | \$10,000 | \$0 | \$50,000 |

Project: **0019189** Type Work: Replace Bridge
 Descp: CR 4/DENNIS MILL ROAD @ ROCK CREEK 5.6 MI SE OF CHATSWORTH
 Lanes: Exist. 2 Prop. 2 Length: 0.20
 Total Project Cost: \$2,175,000
 Total Project Authorizations: \$0
 Total Parcels: 0

| Phase | Fund | Year | Federal | State | Other | Total |
|-------|------|------------|-----------|-----------|-------|-------------|
| PE | STBG | 2026 | \$680,000 | \$170,000 | \$0 | \$850,000 |
| ROW | STBG | After 2027 | \$220,000 | \$55,000 | \$0 | \$275,000 |
| CST | STBG | After 2027 | \$800,000 | \$200,000 | \$0 | \$1,000,000 |
| UTL | STBG | After 2027 | \$40,000 | \$10,000 | \$0 | \$50,000 |

Project: **0019190** Type Work: Replace Bridge
 Descp: CR 256/HASSLERS MILL RD @ MILL CREEK 5.1 MI NE OF CHATSWORTH
 Lanes: Exist. 2 Prop. 2 Length: 0.20
 Total Project Cost: \$1,875,000
 Total Project Authorizations: \$0
 Total Parcels: 0

| Phase | Fund | Year | Federal | State | Other | Total |
|-------|------|------------|-----------|-----------|-------|-------------|
| PE | STBG | 2023 | \$308,000 | \$77,000 | \$0 | \$385,000 |
| PE | STBG | 2024 | \$132,000 | \$33,000 | \$0 | \$165,000 |
| ROW | STBG | 2026 | \$220,000 | \$55,000 | \$0 | \$275,000 |
| CST | STBG | After 2027 | \$800,000 | \$200,000 | \$0 | \$1,000,000 |
| UTL | STBG | After 2027 | \$40,000 | \$10,000 | \$0 | \$50,000 |

Project: **T007310** Type Work: Intermodal
 Descp: FY 2024-NGCA/MATS-SEC.5311.CAPITAL AND OPERATIONS
 Lanes: Exist. 0 Prop. 0 Length: 0.00
 Total Project Cost: \$1,100,000
 Total Project Authorizations: \$0
 Total Parcels: 0

| Phase | Fund | Year | Federal | State | Other | Total |
|-------|---------|------|-----------|-------|-----------|-------------|
| CAP | Transit | 2024 | \$880,000 | \$0 | \$220,000 | \$1,100,000 |

In Fannin, Gilmer, Gordon, Murray, Pickens County

STATE TRANSPORTATION IMPROVEMENT PROGRAM

02/14/2023

DRAFT

Project: **T008363** Type Work: Intermodal
 Descp: FY 2025-NGCA/MATS-SEC.5311.CAPITAL AND OPERATIONS
 Lanes: Exist. 0 Prop. 0 Length: 0.00

| Phase | Fund | Year | Federal | State | Other | Total |
|-------|---------|------|-----------|-------|-----------|-------------|
| CAP | Transit | 2025 | \$855,641 | \$0 | \$855,641 | \$1,711,282 |

Total Project Cost: \$1,711,282
 Total Project Authorizations: \$0
 Total Parcels: 0

In Fannin, Gilmer, Gordon, Murray, Pickens County

Project: **T008364** Type Work: Intermodal
 Descp: FY 2026-NGCA/MATS-SEC.5311.CAPITAL AND OPERATIONS
 Lanes: Exist. 0 Prop. 0 Length: 0.00

| Phase | Fund | Year | Federal | State | Other | Total |
|-------|---------|------|-----------|-------|-----------|-------------|
| CAP | Transit | 2026 | \$855,641 | \$0 | \$855,641 | \$1,711,282 |

Total Project Cost: \$1,711,282
 Total Project Authorizations: \$0
 Total Parcels: 0

In Fannin, Gilmer, Gordon, Murray, Pickens County

Project: **T008365** Type Work: Intermodal
 Descp: FY 2027-NGCA/MATS-SEC.5311.CAPITAL AND OPERATIONS
 Lanes: Exist. 0 Prop. 0 Length: 0.00

| Phase | Fund | Year | Federal | State | Other | Total |
|-------|---------|------|-----------|-------|-----------|-------------|
| CAP | Transit | 2027 | \$855,641 | \$0 | \$855,641 | \$1,711,282 |

Total Project Cost: \$1,711,282
 Total Project Authorizations: \$0
 Total Parcels: 0

In Fannin, Gilmer, Gordon, Murray, Pickens County

Murray Totals Summary
 County Summary excludes lump sum projects

| Project P# | Year | Phase | Fund | Federal | State | Other | Total |
|------------|------|-------|---------|---------------------|--------------------|------------------|---------------------|
| 0016528 | 2025 | ROW | STBG | \$400,000 | \$100,000 | \$0 | \$500,000 |
| 0016528 | 2027 | CST | STBG | \$5,906,962 | \$1,476,740 | \$0 | \$7,383,702 |
| 0016528 | 2027 | UTL | STBG | \$99,584 | \$24,896 | \$0 | \$124,480 |
| 0016529 | 2027 | CST | PROTECT | \$3,313,111 | \$828,278 | \$0 | \$4,141,389 |
| 0016529 | 2027 | UTL | STBG | \$7,949 | \$1,987 | \$0 | \$9,937 |
| 0017233 | 2025 | ROW | STBG | \$201,600 | \$50,400 | \$0 | \$252,000 |
| 0017234 | 2025 | ROW | STBG | \$200,000 | \$50,000 | \$0 | \$250,000 |
| 0017235 | 2025 | ROW | STBG | \$200,000 | \$50,000 | \$0 | \$250,000 |
| 0019187 | 2026 | PE | BFP | \$680,000 | \$170,000 | \$0 | \$850,000 |
| 0019188 | 2026 | PE | BFP | \$680,000 | \$170,000 | \$0 | \$850,000 |
| 0019189 | 2026 | PE | STBG | \$680,000 | \$170,000 | \$0 | \$850,000 |
| 0019190 | 2024 | PE | STBG | \$132,000 | \$33,000 | \$0 | \$165,000 |
| 0019190 | 2026 | ROW | STBG | \$220,000 | \$55,000 | \$0 | \$275,000 |
| T007310 | 2024 | CAP | Transit | \$176,000 | \$0 | \$44,000 | \$220,000 |
| T008363 | 2025 | CAP | Transit | \$171,128 | \$0 | \$171,128 | \$342,256 |
| T008364 | 2026 | CAP | Transit | \$171,128 | \$0 | \$171,128 | \$342,256 |
| T008365 | 2027 | CAP | Transit | \$171,128 | \$0 | \$171,128 | \$342,256 |
| | | | | \$13,410,590 | \$3,180,301 | \$557,385 | \$17,148,276 |

Note: Cost estimates in this section show only the county's portion of the project; If the totals are different from the list above it is an indication that the project is in multiple counties.



STATE TRANSPORTATION IMPROVEMENT PROGRAM

02/14/2023

DRAFT

Oconee

Project: **0013998** Type Work: Replace Bridge
 Descp: SR 186 @ APALACHEE RIVER
 Lanes: Exist. 2 Prop. 2 Length: 1.13

Total Project Cost: \$9,765,770
 Total Project Authorizations: \$3,595,000
 Total Parcels: 8

| Phase | Fund | Year | Federal | State | Other | Total |
|-------|------|------|-------------|-------------|-------|-------------|
| PE | STBG | 2017 | \$1,812,000 | \$453,000 | \$0 | \$2,265,000 |
| ROW | STBG | 2022 | \$1,064,000 | \$266,000 | \$0 | \$1,330,000 |
| CST | STBG | 2024 | \$4,936,616 | \$1,234,154 | \$0 | \$6,170,770 |

In Oconee, Walton County

Project Details: Replaces a substandard deteriorated bridge.

Project: **0016818** Type Work: Passing Lanes
 Descp: SR 15 FM N OF 30SWELL RD TO S OF ANTIOCH CHURCH RD @ 2 LOCS
 Lanes: Exist. 2 Prop. 2 Length: 2.90

Total Project Cost: \$11,063,975
 Total Project Authorizations: \$2,392,920
 Total Parcels: 20

| Phase | Fund | Year | Federal | State | Other | Total |
|-------|------|------------|-------------|-------------|-------|-------------|
| PE | STBG | 2023 | \$1,914,336 | \$478,584 | \$0 | \$2,392,920 |
| ROW | STBG | 2026 | \$1,195,244 | \$298,811 | \$0 | \$1,494,055 |
| CST | STBG | After 2027 | \$5,101,600 | \$1,275,400 | \$0 | \$6,377,000 |
| UTL | STBG | After 2027 | \$640,000 | \$160,000 | \$0 | \$800,000 |

In Greene, Oconee County

Project: **0017186** Type Work: Roundabout
 Descp: SR 53 @ CR 99/RAYS CHURCH ROAD/CR 516/MALCOLM BRIDGE ROAD
 Lanes: Exist. 2 Prop. 2 Length: 0.30

Total Project Cost: \$3,390,873
 Total Project Authorizations: \$400,000
 Total Parcels: 6

| Phase | Fund | Year | Federal | State | Other | Total |
|-------|-------|------|-------------|-------|-----------|-------------|
| PE | Local | 2021 | \$0 | \$0 | \$400,000 | \$400,000 |
| ROW | Local | 2024 | \$0 | \$0 | \$460,897 | \$460,897 |
| CST | HSIP | LUMP | \$2,389,975 | \$0 | \$0 | \$2,389,975 |
| UTL | HSIP | LUMP | \$140,000 | \$0 | \$0 | \$140,000 |

Oconee Totals Summary
 County Summary excludes lump sum projects

| Project P# | Year | Phase | Fund | Federal | State | Other | Total |
|------------|------|-------|-------|--------------------|------------------|------------------|--------------------|
| 0013998 | 2024 | CST | STBG | \$3,356,899 | \$839,225 | \$0 | \$4,196,123 |
| 0016818 | 2026 | ROW | STBG | \$585,670 | \$146,417 | \$0 | \$732,087 |
| 0017186 | 2024 | ROW | Local | \$0 | \$0 | \$460,897 | \$460,897 |
| | | | | \$3,942,568 | \$985,642 | \$460,897 | \$5,389,108 |

Note: Cost estimates in this section show only the county's portion of the project; If the totals are different from the list above it is an indication that the project is in multiple counties.



STATE TRANSPORTATION IMPROVEMENT PROGRAM

02/14/2023

DRAFT

Peach

Project: **0008387** Type Work: Widening
 Descp: SR 96 FROM CR 107/FIRE TOWER ROAD TO CR 83/HOUSERS MILL ROAD
 Lanes: Exist. 2 Prop. 4 Length: 5.75

| Phase | Fund | Year | Federal | State | Other | Total |
|-------|------|------|-------------|-----------|-------|-------------|
| SCP | STBG | 2022 | \$1,200,000 | \$300,000 | \$0 | \$1,500,000 |
| PE | STBG | 2023 | \$1,906,487 | \$476,622 | \$0 | \$2,383,109 |
| ROW | STBG | 2027 | \$2,059,686 | \$514,922 | \$0 | \$2,574,608 |

Total Project Cost: \$37,500,577
 Total Project Authorizations: \$3,883,109
 Total Parcels: 0

Project Details: Project will provide additional capacity to improve mobility, help enhance economic development, and reduce congestion and crash frequency.

Project: **T007331** Type Work: Intermodal
 Descp: FY 2024-MIDDLE GEORGIA RC-SEC.5311-MOBILITY MGMT
 Lanes: Exist. 0 Prop. 0 Length: 0.00

| Phase | Fund | Year | Federal | State | Other | Total |
|-------|---------|------|-----------|-------|----------|-----------|
| CAP | Transit | 2024 | \$104,000 | \$0 | \$26,000 | \$130,000 |

Total Project Cost: \$130,000
 Total Project Authorizations: \$0
 Total Parcels: 0

In Baldwin, Bibb, Crawford, Houston, Jones, Monroe, Peach, Pulaski, Putnam, Twiggs, Wilkinson County

Project: **T007334** Type Work: Intermodal
 Descp: FY 2024-PEACH COUNTY-SEC.5311-CAPITAL AND OPERATIONS
 Lanes: Exist. 0 Prop. 0 Length: 0.00

| Phase | Fund | Year | Federal | State | Other | Total |
|-------|---------|------|-----------|----------|-----------|-----------|
| CAP | Transit | 2024 | \$218,552 | \$13,257 | \$125,757 | \$357,566 |

Total Project Cost: \$357,566
 Total Project Authorizations: \$0
 Total Parcels: 0

Project: **T008355** Type Work: Intermodal
 Descp: FY 2025-MIDDLE GEORGIA RC-SEC.5311-MOBILITY MGMT
 Lanes: Exist. Prop. Length:

| Phase | Fund | Year | Federal | State | Other | Total |
|-------|---------|------|----------|---------|---------|----------|
| CAP | Transit | 2025 | \$48,000 | \$6,000 | \$6,000 | \$60,000 |

Total Project Cost: \$60,000
 Total Project Authorizations: \$0
 Total Parcels: 0

In Baldwin, Bibb, Crawford, Houston, Jones, Monroe, Peach, Pulaski, Putnam, Twiggs, Wilkinson County

Project: **T008356** Type Work: Intermodal
 Descp: FY 2026-MIDDLE GEORGIA RC-SEC.5311-MOBILITY MGMT
 Lanes: Exist. Prop. Length:

| Phase | Fund | Year | Federal | State | Other | Total |
|-------|---------|------|----------|---------|---------|----------|
| CAP | Transit | 2026 | \$48,000 | \$6,000 | \$6,000 | \$60,000 |

Total Project Cost: \$60,000
 Total Project Authorizations: \$0
 Total Parcels: 0

In Baldwin, Bibb, Crawford, Houston, Jones, Monroe, Peach, Pulaski, Putnam, Twiggs, Wilkinson County

STATE TRANSPORTATION IMPROVEMENT PROGRAM

02/14/2023

DRAFT

Project: **T008357** Type Work: Intermodal
 Descp: FY 2027-MIDDLE GEORGIA RC-SEC.5311-MOBILITY MGMT
 Lanes: Exist. Prop. Length:

| Phase | Fund | Year | Federal | State | Other | Total |
|-------|---------|------|----------|---------|---------|----------|
| CAP | Transit | 2027 | \$48,000 | \$6,000 | \$6,000 | \$60,000 |

Total Project Cost: \$60,000
 Total Project Authorizations: \$0
 Total Parcels: 0

In Baldwin, Bibb, Crawford, Houston, Jones, Monroe, Peach, Pulaski, Putnam, Twiggs, Wilkinson County

Project: **T008376** Type Work: Intermodal
 Descp: FY 2025-PEACH COUNTY-SEC.5311-CAPITAL AND OPERATIONS
 Lanes: Exist. Prop. Length:

| Phase | Fund | Year | Federal | State | Other | Total |
|-------|---------|------|-----------|----------|-----------|-----------|
| CAP | Transit | 2025 | \$218,552 | \$13,257 | \$125,757 | \$357,566 |

Total Project Cost: \$357,566
 Total Project Authorizations: \$0
 Total Parcels: 0

Project: **T008377** Type Work: Intermodal
 Descp: FY 2026-PEACH COUNTY-SEC.5311-CAPITAL AND OPERATIONS
 Lanes: Exist. Prop. Length:

| Phase | Fund | Year | Federal | State | Other | Total |
|-------|---------|------|-----------|----------|-----------|-----------|
| CAP | Transit | 2026 | \$218,552 | \$13,257 | \$125,757 | \$357,566 |

Total Project Cost: \$357,566
 Total Project Authorizations: \$0
 Total Parcels: 0

Project: **T008378** Type Work: Intermodal
 Descp: FY 2027-PEACH COUNTY-SEC.5311-CAPITAL AND OPERATIONS
 Lanes: Exist. Prop. Length:

| Phase | Fund | Year | Federal | State | Other | Total |
|-------|---------|------|-----------|----------|-----------|-----------|
| CAP | Transit | 2027 | \$218,552 | \$13,257 | \$125,757 | \$357,566 |

Total Project Cost: \$357,566
 Total Project Authorizations: \$0
 Total Parcels: 0

Peach Totals Summary

County Summary excludes lump sum projects

| Project P# | Year | Phase | Fund | Federal | State | Other | Total |
|------------|------|-------|---------|--------------------|------------------|------------------|--------------------|
| 0008387 | 2027 | ROW | STBG | \$2,059,686 | \$514,922 | \$0 | \$2,574,608 |
| T007331 | 2024 | CAP | Transit | \$8,320 | \$0 | \$2,080 | \$10,400 |
| T007334 | 2024 | CAP | Transit | \$218,552 | \$13,257 | \$125,757 | \$357,566 |
| T008355 | 2025 | CAP | Transit | \$3,840 | \$480 | \$480 | \$4,800 |
| T008356 | 2026 | CAP | Transit | \$3,840 | \$480 | \$480 | \$4,800 |
| T008357 | 2027 | CAP | Transit | \$3,840 | \$480 | \$480 | \$4,800 |
| T008376 | 2025 | CAP | Transit | \$218,552 | \$13,257 | \$125,757 | \$357,566 |
| T008377 | 2026 | CAP | Transit | \$218,552 | \$13,257 | \$125,757 | \$357,566 |
| T008378 | 2027 | CAP | Transit | \$218,552 | \$13,257 | \$125,757 | \$357,566 |
| | | | | \$2,953,734 | \$569,390 | \$506,548 | \$4,029,672 |

Note: Cost estimates in this section show only the county’s portion of the project; If the totals are different from the list above it is an indication that the project is in multiple counties.



STATE TRANSPORTATION IMPROVEMENT PROGRAM

02/14/2023

DRAFT

Pickens

Project: **0013827** Type Work: Replace Bridge
 Descp: SR 136 @ TALKING ROCK CREEK 3 MI N OF JASPER
 Lanes: Exist. 2 Prop. 2 Length: 0.26

Total Project Cost: \$5,388,344
 Total Project Authorizations: \$2,175,000
 Total Parcels: 4

Project Details: Replaces a load restricted bridge.

| Phase | Fund | Year | Federal | State | Other | Total |
|-------|-------------|------|-------------|-----------|-------|-------------|
| PE | STBG | 2016 | \$588,000 | \$147,000 | \$0 | \$735,000 |
| PE | Other Funds | 2016 | \$320,000 | \$80,000 | \$0 | \$400,000 |
| ROW | STBG | 2020 | \$152,000 | \$38,000 | \$0 | \$190,000 |
| CST | PROTECT | 2027 | \$2,373,102 | \$593,275 | \$0 | \$2,966,377 |
| UTL | STBG | 2027 | \$197,574 | \$49,393 | \$0 | \$246,967 |

Project: **0019097** Type Work: Replace Bridge
 Descp: SR 53 @ LONG SWAMP CREEK 1 MI E OF TATE
 Lanes: Exist. 2 Prop. 2 Length: 0.40

Total Project Cost: \$7,425,000
 Total Project Authorizations: \$0
 Total Parcels: 0

| Phase | Fund | Year | Federal | State | Other | Total |
|-------|------|------------|-------------|-------------|-------|-------------|
| PE | NHPP | 2023 | \$448,000 | \$112,000 | \$0 | \$560,000 |
| PE | NHPP | 2024 | \$432,000 | \$108,000 | \$0 | \$540,000 |
| ROW | NHPP | 2026 | \$220,000 | \$55,000 | \$0 | \$275,000 |
| CST | NHPP | After 2027 | \$4,800,000 | \$1,200,000 | \$0 | \$6,000,000 |
| UTL | NHPP | After 2027 | \$40,000 | \$10,000 | \$0 | \$50,000 |

Project: **0019098** Type Work: Replace Bridge
 Descp: SR 53 @ LONG SWAMP CREEK 1.5 MI E OF TATE
 Lanes: Exist. 2 Prop. 2 Length: 0.40

Total Project Cost: \$6,900,000
 Total Project Authorizations: \$0
 Total Parcels: 0

| Phase | Fund | Year | Federal | State | Other | Total |
|-------|------|------------|-------------|-------------|-------|-------------|
| PE | NHPP | 2023 | \$448,000 | \$112,000 | \$0 | \$560,000 |
| PE | NHPP | 2024 | \$432,000 | \$108,000 | \$0 | \$540,000 |
| ROW | NHPP | 2026 | \$220,000 | \$55,000 | \$0 | \$275,000 |
| CST | NHPP | After 2027 | \$4,380,000 | \$1,095,000 | \$0 | \$5,475,000 |
| UTL | NHPP | After 2027 | \$40,000 | \$10,000 | \$0 | \$50,000 |

Project: **0019103** Type Work: Culvert
 Descp: SR 136 @ CR 594/BIG OAK DRIVE
 Lanes: Exist. 2 Prop. 2 Length: 0.40

Total Project Cost: \$554,000
 Total Project Authorizations: \$0
 Total Parcels: 0

| Phase | Fund | Year | Federal | State | Other | Total |
|-------|---------|------|-----------|----------|-------|-----------|
| PE | PROTECT | 2023 | \$160,000 | \$40,000 | \$0 | \$200,000 |
| ROW | PROTECT | 2025 | \$51,200 | \$12,800 | \$0 | \$64,000 |
| CST | PROTECT | 2026 | \$160,000 | \$40,000 | \$0 | \$200,000 |
| UTL | PROTECT | 2026 | \$72,000 | \$18,000 | \$0 | \$90,000 |

Project: **0019104** Type Work: Culvert
 Descp: SR 136 @ 0.40 MI NW OF CR 198/SWAN BRIDGE ROAD
 Lanes: Exist. 2 Prop. 2 Length: 0.40

Total Project Cost: \$1,891,000
 Total Project Authorizations: \$0
 Total Parcels: 0

| Phase | Fund | Year | Federal | State | Other | Total |
|-------|---------|------|-------------|-----------|-------|-------------|
| PE | PROTECT | 2023 | \$240,000 | \$60,000 | \$0 | \$300,000 |
| ROW | PROTECT | 2025 | \$48,800 | \$12,200 | \$0 | \$61,000 |
| CST | PROTECT | 2026 | \$1,200,000 | \$300,000 | \$0 | \$1,500,000 |
| UTL | PROTECT | 2026 | \$24,000 | \$6,000 | \$0 | \$30,000 |

Project: **T007310** Type Work: Intermodal
 Descp: FY 2024-NGCA/MATS-SEC.5311.CAPITAL AND OPERATIONS
 Lanes: Exist. 0 Prop. 0 Length: 0.00

Total Project Cost: \$1,100,000
 Total Project Authorizations: \$0
 Total Parcels: 0

| Phase | Fund | Year | Federal | State | Other | Total |
|-------|---------|------|-----------|-------|-----------|-------------|
| CAP | Transit | 2024 | \$880,000 | \$0 | \$220,000 | \$1,100,000 |

STATE TRANSPORTATION IMPROVEMENT PROGRAM

02/14/2023

DRAFT

Project: **T008363** Type Work: Intermodal
 Descp: FY 2025-NGCA/MATS-SEC.5311.CAPITAL AND OPERATIONS
 Lanes: Exist. 0 Prop. 0 Length: 0.00

| Phase | Fund | Year | Federal | State | Other | Total |
|-------|---------|------|-----------|-------|-----------|-------------|
| CAP | Transit | 2025 | \$855,641 | \$0 | \$855,641 | \$1,711,282 |

Total Project Cost: \$1,711,282
 Total Project Authorizations: \$0
 Total Parcels: 0

In Fannin, Gilmer, Gordon, Murray, Pickens County

Project: **T008364** Type Work: Intermodal
 Descp: FY 2026-NGCA/MATS-SEC.5311.CAPITAL AND OPERATIONS
 Lanes: Exist. 0 Prop. 0 Length: 0.00

| Phase | Fund | Year | Federal | State | Other | Total |
|-------|---------|------|-----------|-------|-----------|-------------|
| CAP | Transit | 2026 | \$855,641 | \$0 | \$855,641 | \$1,711,282 |

Total Project Cost: \$1,711,282
 Total Project Authorizations: \$0
 Total Parcels: 0

In Fannin, Gilmer, Gordon, Murray, Pickens County

Project: **T008365** Type Work: Intermodal
 Descp: FY 2027-NGCA/MATS-SEC.5311.CAPITAL AND OPERATIONS
 Lanes: Exist. 0 Prop. 0 Length: 0.00

| Phase | Fund | Year | Federal | State | Other | Total |
|-------|---------|------|-----------|-------|-----------|-------------|
| CAP | Transit | 2027 | \$855,641 | \$0 | \$855,641 | \$1,711,282 |

Total Project Cost: \$1,711,282
 Total Project Authorizations: \$0
 Total Parcels: 0

In Fannin, Gilmer, Gordon, Murray, Pickens County

Pickens Totals Summary
 County Summary excludes lump sum projects

| Project P# | Year | Phase | Fund | Federal | State | Other | Total |
|------------|------|-------|---------|--------------------|--------------------|------------------|--------------------|
| 0013827 | 2027 | CST | PROTECT | \$2,373,102 | \$593,275 | \$0 | \$2,966,377 |
| 0013827 | 2027 | UTL | STBG | \$197,574 | \$49,393 | \$0 | \$246,967 |
| 0019097 | 2024 | PE | NHPP | \$432,000 | \$108,000 | \$0 | \$540,000 |
| 0019097 | 2026 | ROW | NHPP | \$220,000 | \$55,000 | \$0 | \$275,000 |
| 0019098 | 2024 | PE | NHPP | \$432,000 | \$108,000 | \$0 | \$540,000 |
| 0019098 | 2026 | ROW | NHPP | \$220,000 | \$55,000 | \$0 | \$275,000 |
| 0019103 | 2025 | ROW | PROTECT | \$51,200 | \$12,800 | \$0 | \$64,000 |
| 0019103 | 2026 | CST | PROTECT | \$160,000 | \$40,000 | \$0 | \$200,000 |
| 0019103 | 2026 | UTL | PROTECT | \$72,000 | \$18,000 | \$0 | \$90,000 |
| 0019104 | 2025 | ROW | PROTECT | \$48,800 | \$12,200 | \$0 | \$61,000 |
| 0019104 | 2026 | CST | PROTECT | \$1,200,000 | \$300,000 | \$0 | \$1,500,000 |
| 0019104 | 2026 | UTL | PROTECT | \$24,000 | \$6,000 | \$0 | \$30,000 |
| T007310 | 2024 | CAP | Transit | \$176,000 | \$0 | \$44,000 | \$220,000 |
| T008363 | 2025 | CAP | Transit | \$171,128 | \$0 | \$171,128 | \$342,256 |
| T008364 | 2026 | CAP | Transit | \$171,128 | \$0 | \$171,128 | \$342,256 |
| T008365 | 2027 | CAP | Transit | \$171,128 | \$0 | \$171,128 | \$342,256 |
| | | | | \$6,120,060 | \$1,357,669 | \$557,385 | \$8,035,114 |

Note: Cost estimates in this section show only the county’s portion of the project; If the totals are different from the list above it is an indication that the project is in multiple counties.



STATE TRANSPORTATION IMPROVEMENT PROGRAM

02/14/2023

DRAFT

Pierce

Project: **0015641** Type Work: Replace Bridge
 Descp: CR 305/TYRE BRIDGE RD @ SIXTY FOOT CREEK N OF PATTERSON CITY
 Lanes: Exist. 2 Prop. 2 Length: 0.20

| Phase | Fund | Year | Federal | State | Other | Total |
|-------|---------|------|-------------|-----------|-----------|-------------|
| PE | STBG | 2019 | \$848,114 | \$212,029 | \$0 | \$1,060,143 |
| ROW | Local | 2019 | \$0 | \$0 | \$106,000 | \$106,000 |
| ROW | STBG | 2021 | \$52,000 | \$13,000 | \$0 | \$65,000 |
| CST | PROTECT | 2024 | \$1,165,248 | \$291,312 | \$0 | \$1,456,560 |
| UTL | STBG | 2024 | \$33,875 | \$8,469 | \$0 | \$42,344 |

Total Project Cost: \$2,730,047
 Total Project Authorizations: \$1,231,143
 Total Parcels: 5

Project Details: Replaces a structurally deficient substandard local system bridge.

Project: **T007335** Type Work: Intermodal
 Descp: FY 2024-PIERCE COUNTY-SEC.5311-CAPITAL AND OPERATIONS
 Lanes: Exist. 0 Prop. 0 Length: 0.00

| Phase | Fund | Year | Federal | State | Other | Total |
|-------|---------|------|-----------|-------|----------|-----------|
| CAP | Transit | 2024 | \$167,623 | \$0 | \$41,906 | \$209,529 |

Total Project Cost: \$209,529
 Total Project Authorizations: \$0
 Total Parcels: 0

Pierce Totals Summary

County Summary excludes lump sum projects

| Project P# | Year | Phase | Fund | Federal | State | Other | Total |
|------------|------|-------|---------|--------------------|------------------|-----------------|--------------------|
| 0015641 | 2024 | CST | PROTECT | \$1,165,248 | \$291,312 | \$0 | \$1,456,560 |
| 0015641 | 2024 | UTL | STBG | \$33,875 | \$8,469 | \$0 | \$42,344 |
| T007335 | 2024 | CAP | Transit | \$167,623 | \$0 | \$41,906 | \$209,529 |
| | | | | \$1,366,747 | \$299,781 | \$41,906 | \$1,708,433 |

Note: Cost estimates in this section show only the county's portion of the project; If the totals are different from the list above it is an indication that the project is in multiple counties.



STATE TRANSPORTATION IMPROVEMENT PROGRAM

02/14/2023

DRAFT

Pike

Project: **0016574** Type Work: Replace Bridge
 Descp: CR 246/CR 412/FLAT SHOALS ROAD @ FLINT RIVER
 Lanes: Exist. 2 Prop. 2 Length: 0.30

Total Project Cost: \$10,239,866
 Total Project Authorizations: \$950,000
 Total Parcels: 4

| Phase | Fund | Year | Federal | State | Other | Total |
|-------|-------|------|-------------|-------------|-----------|-------------|
| PE | STBG | 2021 | \$760,000 | \$190,000 | \$0 | \$950,000 |
| ROW | STBG | 2026 | \$173,189 | \$43,297 | \$0 | \$216,486 |
| ROW | Local | 2026 | \$0 | \$0 | \$108,243 | \$108,243 |
| CST | STBG | 2027 | \$7,066,117 | \$1,766,529 | \$0 | \$8,832,646 |
| UTL | STBG | 2027 | \$105,992 | \$26,498 | \$0 | \$132,490 |

In Meriwether, Pike County

Project: **0017940** Type Work: Replace Bridge
 Descp: SR 74 @ ELKINS CREEK
 Lanes: Exist. 2 Prop. 2 Length: 0.40

Total Project Cost: \$5,167,521
 Total Project Authorizations: \$1,067,521
 Total Parcels: 4

| Phase | Fund | Year | Federal | State | Other | Total |
|-------|------|------------|-------------|-----------|-------|-------------|
| PE | STBG | 2022 | \$854,017 | \$213,504 | \$0 | \$1,067,521 |
| ROW | STBG | 2025 | \$240,000 | \$60,000 | \$0 | \$300,000 |
| CST | STBG | After 2027 | \$3,040,000 | \$760,000 | \$0 | \$3,800,000 |

In Pike, Upson County

Project: **0019123** Type Work: Replace Bridge
 Descp: CR 25/WILLIAMS MILL ROAD @ LITTLE POTATO CREEK TRIB
 Lanes: Exist. 2 Prop. 2 Length: 0.40

Total Project Cost: \$1,875,000
 Total Project Authorizations: \$385,000
 Total Parcels: 0

| Phase | Fund | Year | Federal | State | Other | Total |
|-------|------|------------|-----------|-----------|-------|-------------|
| PE | STBG | 2023 | \$308,000 | \$77,000 | \$0 | \$385,000 |
| PE | BFP | 2024 | \$165,000 | \$0 | \$0 | \$165,000 |
| ROW | STBG | 2026 | \$220,000 | \$55,000 | \$0 | \$275,000 |
| CST | STBG | After 2027 | \$800,000 | \$200,000 | \$0 | \$1,000,000 |
| UTL | STBG | After 2027 | \$40,000 | \$10,000 | \$0 | \$50,000 |

Project: **T007351** Type Work: Intermodal
 Descp: FY 2024-THREE RIVERS RC-SEC.5311-CAPITAL AND OPERATIONS
 Lanes: Exist. 0 Prop. 0 Length: 0.00

Total Project Cost: \$2,241,000
 Total Project Authorizations: \$0
 Total Parcels: 0

| Phase | Fund | Year | Federal | State | Other | Total |
|-------|---------|------|-------------|----------|-------------|-------------|
| CAP | Transit | 2024 | \$1,190,999 | \$23,500 | \$1,026,501 | \$2,241,000 |

In Butts, Carroll, Lamar, Meriwether, Pike, Spalding, Upson County

STATE TRANSPORTATION IMPROVEMENT PROGRAM

02/14/2023

DRAFT

Pike Totals Summary

County Summary excludes lump sum projects

| Project P# | Year | Phase | Fund | Federal | State | Other | Total |
|-------------------|-------------|--------------|-------------|--------------------|------------------|------------------|--------------------|
| 0016574 | 2026 | ROW | Local | \$0 | \$0 | \$47,627 | \$47,627 |
| 0016574 | 2026 | ROW | STBG | \$76,203 | \$19,051 | \$0 | \$95,254 |
| 0016574 | 2027 | CST | STBG | \$3,109,092 | \$777,273 | \$0 | \$3,886,364 |
| 0016574 | 2027 | UTL | STBG | \$46,636 | \$11,659 | \$0 | \$58,295 |
| 0017940 | 2025 | ROW | STBG | \$120,000 | \$30,000 | \$0 | \$150,000 |
| 0019123 | 2024 | PE | BFP | \$165,000 | \$0 | \$0 | \$165,000 |
| 0019123 | 2026 | ROW | STBG | \$220,000 | \$55,000 | \$0 | \$275,000 |
| T007351 | 2024 | CAP | Transit | \$178,650 | \$3,525 | \$153,975 | \$336,150 |
| | | | | \$3,915,581 | \$896,508 | \$201,602 | \$5,013,691 |

Note: Cost estimates in this section show only the county’s portion of the project; If the totals are different from the list above it is an indication that the project is in multiple counties.



STATE TRANSPORTATION IMPROVEMENT PROGRAM

02/14/2023

DRAFT

Polk

Project: **0014905** Type Work: Replace Bridge
 Descp: SR 1BU/US 27 @ CEDAR CREEK TRIB IN CEDARTOWN
 Lanes: Exist. 2 Prop. 2 Length: 0.30

Total Project Cost: \$2,900,632
 Total Project Authorizations: \$1,598,612
 Total Parcels: 4
 Project Details: Replaces substandard bridge on high priority route

| Phase | Fund | Year | Federal | State | Other | Total |
|-------|------|------|-------------|-----------|-------|-------------|
| PE | STBG | 2017 | \$1,118,890 | \$279,722 | \$0 | \$1,398,612 |
| ROW | STBG | 2020 | \$160,000 | \$40,000 | \$0 | \$200,000 |
| CST | STBG | 2024 | \$1,000,000 | \$250,000 | \$0 | \$1,250,000 |
| UTL | STBG | 2024 | \$41,616 | \$10,404 | \$0 | \$52,020 |

Project: **0016610** Type Work: Replace Bridge
 Descp: CR 211/EVERETT ROAD @ SIMPSON CREEK
 Lanes: Exist. 2 Prop. 2 Length: 0.15

Total Project Cost: \$4,070,000
 Total Project Authorizations: \$950,000
 Total Parcels: 4

| Phase | Fund | Year | Federal | State | Other | Total |
|-------|-------|------|-------------|-----------|-----------|-------------|
| PE | STBG | 2021 | \$760,000 | \$190,000 | \$0 | \$950,000 |
| ROW | STBG | 2024 | \$160,000 | \$40,000 | \$0 | \$200,000 |
| ROW | Local | 2024 | \$0 | \$0 | \$100,000 | \$100,000 |
| CST | STBG | 2025 | \$2,160,000 | \$540,000 | \$0 | \$2,700,000 |
| UTL | STBG | 2025 | \$96,000 | \$24,000 | \$0 | \$120,000 |

Project: **0018246** Type Work: Replace Bridge
 Descp: CS 767/DRUMMOND ROAD @ LAKE CREEK TRIB 5 MI NE OF CEDARTOWN
 Lanes: Exist. 2 Prop. 2 Length: 0.23

Total Project Cost: \$1,435,000
 Total Project Authorizations: \$550,000
 Total Parcels: 0

| Phase | Fund | Year | Federal | State | Other | Total |
|-------|-------|------|-----------|-----------|----------|-----------|
| PE | STBG | 2023 | \$440,000 | \$110,000 | \$0 | \$550,000 |
| ROW | Local | 2025 | \$0 | \$0 | \$50,000 | \$50,000 |
| ROW | STBG | 2025 | \$220,000 | \$55,000 | \$0 | \$275,000 |
| CST | STBG | 2027 | \$400,000 | \$100,000 | \$0 | \$500,000 |
| UTL | STBG | 2027 | \$48,000 | \$12,000 | \$0 | \$60,000 |

Project: **0018247** Type Work: Replace Bridge
 Descp: CS 605/NORTH COLLEGE STREET @ CEDAR CREEK TRIB
 Lanes: Exist. 2 Prop. 2 Length: 0.40

Total Project Cost: \$2,710,000
 Total Project Authorizations: \$800,000
 Total Parcels: 0

| Phase | Fund | Year | Federal | State | Other | Total |
|-------|-------|------|-------------|-----------|----------|-------------|
| PE | STBG | 2023 | \$640,000 | \$160,000 | \$0 | \$800,000 |
| ROW | Local | 2025 | \$0 | \$0 | \$75,000 | \$75,000 |
| ROW | BFP | 2025 | \$220,000 | \$55,000 | \$0 | \$275,000 |
| CST | BFP | 2027 | \$1,200,000 | \$300,000 | \$0 | \$1,500,000 |
| UTL | BFP | 2027 | \$48,000 | \$12,000 | \$0 | \$60,000 |

Project: **T007336** Type Work: Intermodal
 Descp: FY 2024-CITY OF CEDARTOWN-SEC.5311-CAPITAL AND OPERATIONS
 Lanes: Exist. 0 Prop. 0 Length: 0.00

Total Project Cost: \$59,660
 Total Project Authorizations: \$0
 Total Parcels: 0

| Phase | Fund | Year | Federal | State | Other | Total |
|-------|---------|------|----------|-------|----------|----------|
| CAP | Transit | 2024 | \$47,728 | \$0 | \$11,932 | \$59,660 |

STATE TRANSPORTATION IMPROVEMENT PROGRAM

02/14/2023

DRAFT

Polk Totals Summary

County Summary excludes lump sum projects

| Project P# | Year | Phase | Fund | Federal | State | Other | Total |
|-------------------|-------------|--------------|-------------|--------------------|--------------------|------------------|--------------------|
| 0014905 | 2024 | CST | STBG | \$1,000,000 | \$250,000 | \$0 | \$1,250,000 |
| 0014905 | 2024 | UTL | STBG | \$41,616 | \$10,404 | \$0 | \$52,020 |
| 0016610 | 2024 | ROW | Local | \$0 | \$0 | \$100,000 | \$100,000 |
| 0016610 | 2024 | ROW | STBG | \$160,000 | \$40,000 | \$0 | \$200,000 |
| 0016610 | 2025 | CST | STBG | \$2,160,000 | \$540,000 | \$0 | \$2,700,000 |
| 0016610 | 2025 | UTL | STBG | \$96,000 | \$24,000 | \$0 | \$120,000 |
| 0018246 | 2025 | ROW | Local | \$0 | \$0 | \$50,000 | \$50,000 |
| 0018246 | 2025 | ROW | STBG | \$220,000 | \$55,000 | \$0 | \$275,000 |
| 0018246 | 2027 | CST | STBG | \$400,000 | \$100,000 | \$0 | \$500,000 |
| 0018246 | 2027 | UTL | STBG | \$48,000 | \$12,000 | \$0 | \$60,000 |
| 0018247 | 2025 | ROW | BFP | \$220,000 | \$55,000 | \$0 | \$275,000 |
| 0018247 | 2025 | ROW | Local | \$0 | \$0 | \$75,000 | \$75,000 |
| 0018247 | 2027 | CST | BFP | \$1,200,000 | \$300,000 | \$0 | \$1,500,000 |
| 0018247 | 2027 | UTL | BFP | \$48,000 | \$12,000 | \$0 | \$60,000 |
| T007336 | 2024 | CAP | Transit | \$47,728 | \$0 | \$11,932 | \$59,660 |
| | | | | \$5,641,344 | \$1,398,404 | \$236,932 | \$7,276,680 |

Note: Cost estimates in this section show only the county’s portion of the project; If the totals are different from the list above it is an indication that the project is in multiple counties.



STATE TRANSPORTATION IMPROVEMENT PROGRAM

02/14/2023

DRAFT

Pulaski

Project: **000533** Type Work: Replace Bridge
 Descp: SR 11/US 129 @ BLUFF CREEK 4.7 MILES E OF FINLEYSON
 Lanes: Exist. 2 Prop. 2 Length: 0.40

Total Project Cost: \$8,280,120
 Total Project Authorizations: \$1,544,724
 Total Parcels: 7

| Phase | Fund | Year | Federal | State | Other | Total |
|-------|------|------|-------------|-------------|-------|-------------|
| ROW | STBG | 2021 | \$136,000 | \$34,000 | \$0 | \$170,000 |
| CST | STBG | 2024 | \$5,242,232 | \$1,310,558 | \$0 | \$6,552,790 |
| UTL | STBG | 2024 | \$146,084 | \$36,521 | \$0 | \$182,605 |

Project: **T007331** Type Work: Intermodal
 Descp: FY 2024-MIDDLE GEORGIA RC-SEC.5311-MOBILITY MGMT
 Lanes: Exist. 0 Prop. 0 Length: 0.00

Total Project Cost: \$130,000
 Total Project Authorizations: \$0
 Total Parcels: 0

| Phase | Fund | Year | Federal | State | Other | Total |
|-------|---------|------|-----------|-------|----------|-----------|
| CAP | Transit | 2024 | \$104,000 | \$0 | \$26,000 | \$130,000 |

In Baldwin, Bibb, Crawford, Houston, Jones, Monroe, Peach, Pulaski, Putnam, Twiggs, Wilkinson County

Project: **T007337** Type Work: Intermodal
 Descp: FY 2024-PULASKI COUNTY-SEC.5311-CAPITAL AND OPERATIONS
 Lanes: Exist. 0 Prop. 0 Length: 0.00

Total Project Cost: \$164,037
 Total Project Authorizations: \$0
 Total Parcels: 0

| Phase | Fund | Year | Federal | State | Other | Total |
|-------|---------|------|-----------|---------|----------|-----------|
| CAP | Transit | 2024 | \$103,100 | \$7,027 | \$53,910 | \$164,037 |

Project: **T008355** Type Work: Intermodal
 Descp: FY 2025-MIDDLE GEORGIA RC-SEC.5311-MOBILITY MGMT
 Lanes: Exist. Prop. Length:

Total Project Cost: \$60,000
 Total Project Authorizations: \$0
 Total Parcels: 0

| Phase | Fund | Year | Federal | State | Other | Total |
|-------|---------|------|----------|---------|---------|----------|
| CAP | Transit | 2025 | \$48,000 | \$6,000 | \$6,000 | \$60,000 |

In Baldwin, Bibb, Crawford, Houston, Jones, Monroe, Peach, Pulaski, Putnam, Twiggs, Wilkinson County

Project: **T008356** Type Work: Intermodal
 Descp: FY 2026-MIDDLE GEORGIA RC-SEC.5311-MOBILITY MGMT
 Lanes: Exist. Prop. Length:

Total Project Cost: \$60,000
 Total Project Authorizations: \$0
 Total Parcels: 0

| Phase | Fund | Year | Federal | State | Other | Total |
|-------|---------|------|----------|---------|---------|----------|
| CAP | Transit | 2026 | \$48,000 | \$6,000 | \$6,000 | \$60,000 |

In Baldwin, Bibb, Crawford, Houston, Jones, Monroe, Peach, Pulaski, Putnam, Twiggs, Wilkinson County

Project: **T008357** Type Work: Intermodal
 Descp: FY 2027-MIDDLE GEORGIA RC-SEC.5311-MOBILITY MGMT
 Lanes: Exist. Prop. Length:

Total Project Cost: \$60,000
 Total Project Authorizations: \$0
 Total Parcels: 0

| Phase | Fund | Year | Federal | State | Other | Total |
|-------|---------|------|----------|---------|---------|----------|
| CAP | Transit | 2027 | \$48,000 | \$6,000 | \$6,000 | \$60,000 |

In Baldwin, Bibb, Crawford, Houston, Jones, Monroe, Peach, Pulaski, Putnam, Twiggs, Wilkinson County

STATE TRANSPORTATION IMPROVEMENT PROGRAM

02/14/2023

DRAFT

Project: **T008367** Type Work: Intermodal
 Descp: FY 2025-PULASKI COUNTY-SEC.5311-CAPITAL AND OPERATIONS
 Lanes: Exist. Prop. Length:
 Total Project Cost: \$164,037
 Total Project Authorizations: \$0
 Total Parcels: 0

| Phase | Fund | Year | Federal | State | Other | Total |
|-------|---------|------|-----------|---------|----------|-----------|
| CAP | Transit | 2025 | \$103,100 | \$7,027 | \$53,910 | \$164,037 |

Project: **T008368** Type Work: Intermodal
 Descp: FY 2026-PULASKI COUNTY-SEC.5311-CAPITAL AND OPERATIONS
 Lanes: Exist. Prop. Length:
 Total Project Cost: \$164,037
 Total Project Authorizations: \$0
 Total Parcels: 0

| Phase | Fund | Year | Federal | State | Other | Total |
|-------|---------|------|-----------|---------|----------|-----------|
| CAP | Transit | 2026 | \$103,100 | \$7,027 | \$53,910 | \$164,037 |

Project: **T008369** Type Work: Intermodal
 Descp: FY 2027-PULASKI COUNTY-SEC.5311-CAPITAL AND OPERATIONS
 Lanes: Exist. Prop. Length:
 Total Project Cost: \$164,037
 Total Project Authorizations: \$0
 Total Parcels: 0

| Phase | Fund | Year | Federal | State | Other | Total |
|-------|---------|------|-----------|---------|----------|-----------|
| CAP | Transit | 2027 | \$103,100 | \$7,027 | \$53,910 | \$164,037 |

Pulaski Totals Summary
 County Summary excludes lump sum projects

| Project P# | Year | Phase | Fund | Federal | State | Other | Total |
|------------|------|-------|---------|--------------------|--------------------|------------------|--------------------|
| 0005533 | 2024 | CST | STBG | \$5,242,232 | \$1,310,558 | \$0 | \$6,552,790 |
| 0005533 | 2024 | UTL | STBG | \$146,084 | \$36,521 | \$0 | \$182,605 |
| T007331 | 2024 | CAP | Transit | \$8,320 | \$0 | \$2,080 | \$10,400 |
| T007337 | 2024 | CAP | Transit | \$103,100 | \$7,027 | \$53,910 | \$164,037 |
| T008355 | 2025 | CAP | Transit | \$3,840 | \$480 | \$480 | \$4,800 |
| T008356 | 2026 | CAP | Transit | \$3,840 | \$480 | \$480 | \$4,800 |
| T008357 | 2027 | CAP | Transit | \$3,840 | \$480 | \$480 | \$4,800 |
| T008367 | 2025 | CAP | Transit | \$103,100 | \$7,027 | \$53,910 | \$164,037 |
| T008368 | 2026 | CAP | Transit | \$103,100 | \$7,027 | \$53,910 | \$164,037 |
| T008369 | 2027 | CAP | Transit | \$103,100 | \$7,027 | \$53,910 | \$164,037 |
| | | | | \$5,820,557 | \$1,376,627 | \$219,160 | \$7,416,344 |

Note: Cost estimates in this section show only the county’s portion of the project; If the totals are different from the list above it is an indication that the project is in multiple counties.



STATE TRANSPORTATION IMPROVEMENT PROGRAM

02/14/2023

DRAFT

Putnam

Project: **0015658** Type Work: Replace Bridge
 Descp: CR 29/MARTINS MILL ROAD @ LITTLE RIVER 4.5 MI NW OF EATONTON
 Lanes: Exist. 2 Prop. 2 Length: 0.20

Total Project Cost: \$2,826,342
 Total Project Authorizations: \$875,000
 Total Parcels: 4
 Project Details: Replaces a structurally deficient substandard local system bridge.

| Phase | Fund | Year | Federal | State | Other | Total |
|-------|-------|------|-------------|-----------|-----------|-------------|
| PE | STBG | 2021 | \$80,000 | \$20,000 | \$0 | \$100,000 |
| PE | STBG | 2021 | \$620,000 | \$155,000 | \$0 | \$775,000 |
| ROW | STBG | 2024 | \$102,000 | \$25,500 | \$0 | \$127,500 |
| ROW | Local | 2024 | \$0 | \$0 | \$125,000 | \$125,000 |
| CST | STBG | 2025 | \$1,359,073 | \$339,768 | \$0 | \$1,698,842 |

Project: **0019092** Type Work: Replace Bridge
 Descp: SR 44 @ CEDAR CREEK 13.4 MI NE OF GRAY
 Lanes: Exist. 2 Prop. 2 Length: 0.40

Total Project Cost: \$7,500,000
 Total Project Authorizations: \$0
 Total Parcels: 0

| Phase | Fund | Year | Federal | State | Other | Total |
|-------|------|------------|-------------|-------------|-------|-------------|
| PE | BFP | 2023 | \$504,000 | \$126,000 | \$0 | \$630,000 |
| PE | BFP | 2024 | \$216,000 | \$54,000 | \$0 | \$270,000 |
| ROW | BFP | 2026 | \$220,000 | \$55,000 | \$0 | \$275,000 |
| CST | BFP | After 2027 | \$5,020,000 | \$1,255,000 | \$0 | \$6,275,000 |
| UTL | BFP | After 2027 | \$40,000 | \$10,000 | \$0 | \$50,000 |

In Jones, Putnam County

Project: **0019118** Type Work: Replace Bridge
 Descp: CR 294/GODFREY ROAD @ GLADY CREEK 3.5 MI NW OF EATONTON
 Lanes: Exist. 2 Prop. 2 Length: 0.40

Total Project Cost: \$2,675,000
 Total Project Authorizations: \$525,000
 Total Parcels: 0

| Phase | Fund | Year | Federal | State | Other | Total |
|-------|------|------------|-------------|-----------|-------|-------------|
| PE | STBG | 2023 | \$420,000 | \$105,000 | \$0 | \$525,000 |
| PE | BFP | 2024 | \$180,000 | \$45,000 | \$0 | \$225,000 |
| ROW | STBG | 2026 | \$220,000 | \$55,000 | \$0 | \$275,000 |
| CST | STBG | After 2027 | \$1,280,000 | \$320,000 | \$0 | \$1,600,000 |
| UTL | STBG | After 2027 | \$40,000 | \$10,000 | \$0 | \$50,000 |

Project: **0019119** Type Work: Replace Bridge
 Descp: CR 216/OCONEE SPRINGS RD @ CROOKED CRK 6.5 MI NW OF EATONTON
 Lanes: Exist. 2 Prop. 2 Length: 0.40

Total Project Cost: \$3,375,000
 Total Project Authorizations: \$525,000
 Total Parcels: 0

| Phase | Fund | Year | Federal | State | Other | Total |
|-------|------|------------|-------------|-----------|-------|-------------|
| PE | STBG | 2023 | \$420,000 | \$105,000 | \$0 | \$525,000 |
| PE | BFP | 2024 | \$180,000 | \$45,000 | \$0 | \$225,000 |
| ROW | STBG | 2026 | \$220,000 | \$55,000 | \$0 | \$275,000 |
| CST | STBG | After 2027 | \$1,840,000 | \$460,000 | \$0 | \$2,300,000 |
| UTL | STBG | After 2027 | \$40,000 | \$10,000 | \$0 | \$50,000 |

Project: **T007331** Type Work: Intermodal
 Descp: FY 2024-MIDDLE GEORGIA RC-SEC.5311-MOBILITY MGMT
 Lanes: Exist. 0 Prop. 0 Length: 0.00

Total Project Cost: \$130,000
 Total Project Authorizations: \$0
 Total Parcels: 0

| Phase | Fund | Year | Federal | State | Other | Total |
|-------|---------|------|-----------|-------|----------|-----------|
| CAP | Transit | 2024 | \$104,000 | \$0 | \$26,000 | \$130,000 |

In Baldwin, Bibb, Crawford, Houston, Jones, Monroe, Peach, Pulaski, Putnam, Twiggs, Wilkinson County

STATE TRANSPORTATION IMPROVEMENT PROGRAM

02/14/2023

DRAFT

Project: **T007338** Type Work: Intermodal
 Descp: FY 2024-PUTNAM COUNTY-SEC.5311-CAPITAL AND OPERATIONS
 Lanes: Exist. 0 Prop. 0 Length: 0.00

| Phase | Fund | Year | Federal | State | Other | Total |
|-------|---------|------|-----------|-------|-----------|-----------|
| CAP | Transit | 2024 | \$143,600 | \$0 | \$143,600 | \$287,200 |

Total Project Cost: \$287,200
 Total Project Authorizations: \$0
 Total Parcels: 0

Project: **T008348** Type Work: Intermodal
 Descp: FY 2025-PUTNAM COUNTY-SEC.5311-CAPITAL AND OPERATIONS
 Lanes: Exist. 0 Prop. 0 Length: 0.00

| Phase | Fund | Year | Federal | State | Other | Total |
|-------|---------|------|-----------|-------|-----------|-----------|
| CAP | Transit | 2025 | \$162,857 | \$0 | \$162,857 | \$325,714 |

Total Project Cost: \$325,714
 Total Project Authorizations: \$0
 Total Parcels: 0

Project: **T008349** Type Work: Intermodal
 Descp: FY 2026-PUTNAM COUNTY-SEC.5311-CAPITAL AND OPERATIONS
 Lanes: Exist. Prop. Length:

| Phase | Fund | Year | Federal | State | Other | Total |
|-------|---------|------|-----------|-------|-----------|-----------|
| CAP | Transit | 2026 | \$162,857 | \$0 | \$162,857 | \$325,714 |

Total Project Cost: \$325,714
 Total Project Authorizations: \$0
 Total Parcels: 0

Project: **T008350** Type Work: Intermodal
 Descp: FY 2027-PUTNAM COUNTY-SEC.5311-CAPITAL AND OPERATIONS
 Lanes: Exist. Prop. Length:

| Phase | Fund | Year | Federal | State | Other | Total |
|-------|---------|------|-----------|-------|-----------|-----------|
| CAP | Transit | 2027 | \$162,857 | \$0 | \$162,857 | \$325,714 |

Total Project Cost: \$325,714
 Total Project Authorizations: \$0
 Total Parcels: 0

Project: **T008355** Type Work: Intermodal
 Descp: FY 2025-MIDDLE GEORGIA RC-SEC.5311-MOBILITY MGMT
 Lanes: Exist. Prop. Length:

| Phase | Fund | Year | Federal | State | Other | Total |
|-------|---------|------|----------|---------|---------|----------|
| CAP | Transit | 2025 | \$48,000 | \$6,000 | \$6,000 | \$60,000 |

Total Project Cost: \$60,000
 Total Project Authorizations: \$0
 Total Parcels: 0

In Baldwin, Bibb, Crawford, Houston, Jones, Monroe, Peach, Pulaski, Putnam, Twiggs, Wilkinson County

Project: **T008356** Type Work: Intermodal
 Descp: FY 2026-MIDDLE GEORGIA RC-SEC.5311-MOBILITY MGMT
 Lanes: Exist. Prop. Length:

| Phase | Fund | Year | Federal | State | Other | Total |
|-------|---------|------|----------|---------|---------|----------|
| CAP | Transit | 2026 | \$48,000 | \$6,000 | \$6,000 | \$60,000 |

Total Project Cost: \$60,000
 Total Project Authorizations: \$0
 Total Parcels: 0

In Baldwin, Bibb, Crawford, Houston, Jones, Monroe, Peach, Pulaski, Putnam, Twiggs, Wilkinson County

STATE TRANSPORTATION IMPROVEMENT PROGRAM

02/14/2023

DRAFT

Project: **T008357** Type Work: Intermodal
 Descp: FY 2027-MIDDLE GEORGIA RC-SEC.5311-MOBILITY MGMT
 Lanes: Exist. Prop. Length:

| Phase | Fund | Year | Federal | State | Other | Total |
|-------|---------|------|----------|---------|---------|----------|
| CAP | Transit | 2027 | \$48,000 | \$6,000 | \$6,000 | \$60,000 |

Total Project Cost: \$60,000
 Total Project Authorizations: \$0
 Total Parcels: 0

In Baldwin, Bibb, Crawford, Houston, Jones, Monroe, Peach, Pulaski, Putnam, Twiggs, Wilkinson County

Putnam Totals Summary
 County Summary excludes lump sum projects

| Project Pl# | Year | Phase | Fund | Federal | State | Other | Total |
|-------------|------|-------|---------|--------------------|------------------|------------------|--------------------|
| 0015658 | 2024 | ROW | Local | \$0 | \$0 | \$125,000 | \$125,000 |
| 0015658 | 2024 | ROW | STBG | \$102,000 | \$25,500 | \$0 | \$127,500 |
| 0015658 | 2025 | CST | STBG | \$1,359,073 | \$339,768 | \$0 | \$1,698,842 |
| 0019092 | 2024 | PE | BFP | \$108,000 | \$27,000 | \$0 | \$135,000 |
| 0019092 | 2026 | ROW | BFP | \$110,000 | \$27,500 | \$0 | \$137,500 |
| 0019118 | 2024 | PE | BFP | \$180,000 | \$45,000 | \$0 | \$225,000 |
| 0019118 | 2026 | ROW | STBG | \$220,000 | \$55,000 | \$0 | \$275,000 |
| 0019119 | 2024 | PE | BFP | \$180,000 | \$45,000 | \$0 | \$225,000 |
| 0019119 | 2026 | ROW | STBG | \$220,000 | \$55,000 | \$0 | \$275,000 |
| T007331 | 2024 | CAP | Transit | \$12,480 | \$0 | \$3,120 | \$15,600 |
| T007338 | 2024 | CAP | Transit | \$143,600 | \$0 | \$143,600 | \$287,200 |
| T008348 | 2025 | CAP | Transit | \$162,857 | \$0 | \$162,857 | \$325,714 |
| T008349 | 2026 | CAP | Transit | \$162,857 | \$0 | \$162,857 | \$325,714 |
| T008350 | 2027 | CAP | Transit | \$162,857 | \$0 | \$162,857 | \$325,714 |
| T008355 | 2025 | CAP | Transit | \$5,760 | \$720 | \$720 | \$7,200 |
| T008356 | 2026 | CAP | Transit | \$5,760 | \$720 | \$720 | \$7,200 |
| T008357 | 2027 | CAP | Transit | \$5,760 | \$720 | \$720 | \$7,200 |
| | | | | \$3,141,004 | \$621,928 | \$762,451 | \$4,525,384 |

Note: Cost estimates in this section show only the county's portion of the project; If the totals are different from the list above it is an indication that the project is in multiple counties.



STATE TRANSPORTATION IMPROVEMENT PROGRAM

02/14/2023

DRAFT

Quitman

Project: **T007325** Type Work: Intermodal
 Descp: FY 2024-LCRТА-SEC.5311-CAPITAL AND OPERATIONS
 Lanes: Exist. 0 Prop. 0 Length: 0.00

| Phase | Fund | Year | Federal | State | Other | Total |
|-------|---------|------|-----------|----------|-----------|-------------|
| CAP | Transit | 2024 | \$750,342 | \$20,205 | \$608,908 | \$1,379,455 |

Total Project Cost: \$1,379,455
 Total Project Authorizations: \$0
 Total Parcels: 0

In Quitman, Randolph, Stewart County

Project: **T007343** Type Work: Intermodal
 Descp: FY 2024-RIVER VALLEY RC-SEC.5311-MOBILITY MGMT
 Lanes: Exist. 0 Prop. 0 Length: 0.00

| Phase | Fund | Year | Federal | State | Other | Total |
|-------|---------|------|-----------|-------|----------|-----------|
| CAP | Transit | 2024 | \$105,000 | \$0 | \$26,250 | \$131,250 |

Total Project Cost: \$131,250
 Total Project Authorizations: \$0
 Total Parcels: 0

In Chattahoochee, Clay, Crisp, Dooly, Harris, Macon, Marion, Muscogee, Quitman, Randolph, Schley, Stewart, Sumter, Talbot, Taylor, Webster County

Project: **T008247** Type Work: Intermodal
 Descp: FY 2025-LCRТА-SEC.5311-CAPITAL AND OPERATIONS
 Lanes: Exist. Prop. Length:

| Phase | Fund | Year | Federal | State | Other | Total |
|-------|---------|------|-----------|----------|-----------|-------------|
| CAP | Transit | 2025 | \$750,342 | \$20,205 | \$608,908 | \$1,379,455 |

Total Project Cost: \$1,379,455
 Total Project Authorizations: \$0
 Total Parcels: 0

In Quitman, Randolph, Stewart County

Project: **T008248** Type Work: Intermodal
 Descp: FY 2026-LCRТА-SEC.5311-CAPITAL AND OPERATIONS
 Lanes: Exist. Prop. Length:

| Phase | Fund | Year | Federal | State | Other | Total |
|-------|---------|------|-----------|----------|-----------|-------------|
| CAP | Transit | 2026 | \$750,342 | \$20,205 | \$608,908 | \$1,379,455 |

Total Project Cost: \$1,379,455
 Total Project Authorizations: \$0
 Total Parcels: 0

In Quitman, Randolph, Stewart County

Project: **T008252** Type Work: Intermodal
 Descp: FY 2027-LCRТА-SEC.5311-CAPITAL AND OPERATIONS
 Lanes: Exist. Prop. Length:

| Phase | Fund | Year | Federal | State | Other | Total |
|-------|---------|------|-----------|----------|-----------|-------------|
| CAP | Transit | 2027 | \$750,342 | \$20,205 | \$608,908 | \$1,379,455 |

Total Project Cost: \$1,379,455
 Total Project Authorizations: \$0
 Total Parcels: 0

In Quitman, Randolph, Stewart County

STATE TRANSPORTATION IMPROVEMENT PROGRAM

02/14/2023

DRAFT

Quitman Totals Summary

County Summary excludes lump sum projects

| Project P# | Year | Phase | Fund | Federal | State | Other | Total |
|-------------------|-------------|--------------|-------------|------------------|-----------------|------------------|--------------------|
| T007325 | 2024 | CAP | Transit | \$247,613 | \$6,668 | \$200,940 | \$455,220 |
| T007343 | 2024 | CAP | Transit | \$5,250 | \$0 | \$1,312 | \$6,562 |
| T008247 | 2025 | CAP | Transit | \$247,613 | \$6,668 | \$200,940 | \$455,220 |
| T008248 | 2026 | CAP | Transit | \$247,613 | \$6,668 | \$200,940 | \$455,220 |
| T008252 | 2027 | CAP | Transit | \$247,613 | \$6,668 | \$200,940 | \$455,220 |
| | | | | \$995,701 | \$26,671 | \$805,071 | \$1,827,443 |

Note: Cost estimates in this section show only the county’s portion of the project; If the totals are different from the list above it is an indication that the project is in multiple counties.



STATE TRANSPORTATION IMPROVEMENT PROGRAM

02/14/2023

DRAFT

Rabun

Project: **0015562** Type Work: Replace Bridge
 Descp: SR 28 @ BIG CREEK 13 MI NE OF CLAYTON
 Lanes: Exist. 2 Prop. 2 Length: 0.30

 Total Project Cost: \$5,326,395
 Total Project Authorizations: \$1,885,700
 Total Parcels: 5
 Project Details: Replaces a deteriorated substandard bridge.

| Phase | Fund | Year | Federal | State | Other | Total |
|-------|------|------|-------------|-----------|-------|-------------|
| PE | STBG | 2019 | \$1,100,560 | \$275,140 | \$0 | \$1,375,700 |
| ROW | STBG | 2022 | \$408,000 | \$102,000 | \$0 | \$510,000 |
| CST | STBG | 2026 | \$2,752,556 | \$688,139 | \$0 | \$3,440,695 |

Project: **T007339** Type Work: Intermodal
 Descp: FY 2024-RABUN COUNTY-SEC.5311-CAPITAL AND OPERATIONS
 Lanes: Exist. 0 Prop. 0 Length: 0.00

 Total Project Cost: \$270,694
 Total Project Authorizations: \$0
 Total Parcels: 0

| Phase | Fund | Year | Federal | State | Other | Total |
|-------|---------|------|-----------|-------|-----------|-----------|
| CAP | Transit | 2024 | \$135,347 | \$0 | \$135,347 | \$270,694 |

Project: **T008344** Type Work: Intermodal
 Descp: FY 2025-RABUN COUNTY-SEC.5311-CAPITAL AND OPERATIONS
 Lanes: Exist. Prop. Length:

 Total Project Cost: \$327,700
 Total Project Authorizations: \$0
 Total Parcels: 0

| Phase | Fund | Year | Federal | State | Other | Total |
|-------|---------|------|-----------|-------|-----------|-----------|
| CAP | Transit | 2025 | \$163,850 | \$0 | \$163,850 | \$327,700 |

Project: **T008345** Type Work: Intermodal
 Descp: FY 2026-RABUN COUNTY-SEC.5311-CAPITAL AND OPERATIONS
 Lanes: Exist. Prop. Length:

 Total Project Cost: \$327,700
 Total Project Authorizations: \$0
 Total Parcels: 0

| Phase | Fund | Year | Federal | State | Other | Total |
|-------|---------|------|-----------|-------|-----------|-----------|
| CAP | Transit | 2026 | \$163,850 | \$0 | \$163,850 | \$327,700 |

Project: **T008346** Type Work: Intermodal
 Descp: FY 2027-RABUN COUNTY-SEC.5311-CAPITAL AND OPERATIONS
 Lanes: Exist. Prop. Length:

 Total Project Cost: \$327,700
 Total Project Authorizations: \$0
 Total Parcels: 0

| Phase | Fund | Year | Federal | State | Other | Total |
|-------|---------|------|-----------|-------|-----------|-----------|
| CAP | Transit | 2027 | \$163,850 | \$0 | \$163,850 | \$327,700 |

STATE TRANSPORTATION IMPROVEMENT PROGRAM

02/14/2023

DRAFT

Rabun Totals Summary

County Summary excludes lump sum projects

| Project P# | Year | Phase | Fund | Federal | State | Other | Total |
|-------------------|-------------|--------------|-------------|--------------------|------------------|------------------|--------------------|
| 0015562 | 2026 | CST | STBG | \$2,752,556 | \$688,139 | \$0 | \$3,440,695 |
| T007339 | 2024 | CAP | Transit | \$135,347 | \$0 | \$135,347 | \$270,694 |
| T008344 | 2025 | CAP | Transit | \$163,850 | \$0 | \$163,850 | \$327,700 |
| T008345 | 2026 | CAP | Transit | \$163,850 | \$0 | \$163,850 | \$327,700 |
| T008346 | 2027 | CAP | Transit | \$163,850 | \$0 | \$163,850 | \$327,700 |
| | | | | \$3,379,453 | \$688,139 | \$626,897 | \$4,694,489 |

Note: Cost estimates in this section show only the county's portion of the project; If the totals are different from the list above it is an indication that the project is in multiple counties.



STATE TRANSPORTATION IMPROVEMENT PROGRAM

02/14/2023

DRAFT

Randolph

Project: **T007325** Type Work: Intermodal
 Descp: FY 2024-LCRTA-SEC.5311-CAPITAL AND OPERATIONS
 Lanes: Exist. 0 Prop. 0 Length: 0.00

| Phase | Fund | Year | Federal | State | Other | Total |
|-------|---------|------|-----------|----------|-----------|-------------|
| CAP | Transit | 2024 | \$750,342 | \$20,205 | \$608,908 | \$1,379,455 |

Total Project Cost: \$1,379,455
 Total Project Authorizations: \$0
 Total Parcels: 0

In Quitman, Randolph, Stewart County

Project: **T007343** Type Work: Intermodal
 Descp: FY 2024-RIVER VALLEY RC-SEC.5311-MOBILITY MGMT
 Lanes: Exist. 0 Prop. 0 Length: 0.00

| Phase | Fund | Year | Federal | State | Other | Total |
|-------|---------|------|-----------|-------|----------|-----------|
| CAP | Transit | 2024 | \$105,000 | \$0 | \$26,250 | \$131,250 |

Total Project Cost: \$131,250
 Total Project Authorizations: \$0
 Total Parcels: 0

In Chatahoochee, Clay, Crisp, Dooly, Harris, Macon, Marion, Muscogee, Quitman, Randolph, Schley, Stewart, Sumter, Talbot, Taylor, Webster County

Project: **T008247** Type Work: Intermodal
 Descp: FY 2025-LCRTA-SEC.5311-CAPITAL AND OPERATIONS
 Lanes: Exist. Prop. Length:

| Phase | Fund | Year | Federal | State | Other | Total |
|-------|---------|------|-----------|----------|-----------|-------------|
| CAP | Transit | 2025 | \$750,342 | \$20,205 | \$608,908 | \$1,379,455 |

Total Project Cost: \$1,379,455
 Total Project Authorizations: \$0
 Total Parcels: 0

In Quitman, Randolph, Stewart County

Project: **T008248** Type Work: Intermodal
 Descp: FY 2026-LCRTA-SEC.5311-CAPITAL AND OPERATIONS
 Lanes: Exist. Prop. Length:

| Phase | Fund | Year | Federal | State | Other | Total |
|-------|---------|------|-----------|----------|-----------|-------------|
| CAP | Transit | 2026 | \$750,342 | \$20,205 | \$608,908 | \$1,379,455 |

Total Project Cost: \$1,379,455
 Total Project Authorizations: \$0
 Total Parcels: 0

In Quitman, Randolph, Stewart County

Project: **T008252** Type Work: Intermodal
 Descp: FY 2027-LCRTA-SEC.5311-CAPITAL AND OPERATIONS
 Lanes: Exist. Prop. Length:

| Phase | Fund | Year | Federal | State | Other | Total |
|-------|---------|------|-----------|----------|-----------|-------------|
| CAP | Transit | 2027 | \$750,342 | \$20,205 | \$608,908 | \$1,379,455 |

Total Project Cost: \$1,379,455
 Total Project Authorizations: \$0
 Total Parcels: 0

In Quitman, Randolph, Stewart County

STATE TRANSPORTATION IMPROVEMENT PROGRAM

02/14/2023

DRAFT

Randolph Totals Summary

County Summary excludes lump sum projects

| Project P# | Year | Phase | Fund | Federal | State | Other | Total |
|-------------------|-------------|--------------|-------------|------------------|-----------------|------------------|--------------------|
| T007325 | 2024 | CAP | Transit | \$247,613 | \$6,668 | \$200,940 | \$455,220 |
| T007343 | 2024 | CAP | Transit | \$5,250 | \$0 | \$1,312 | \$6,562 |
| T008247 | 2025 | CAP | Transit | \$247,613 | \$6,668 | \$200,940 | \$455,220 |
| T008248 | 2026 | CAP | Transit | \$247,613 | \$6,668 | \$200,940 | \$455,220 |
| T008252 | 2027 | CAP | Transit | \$247,613 | \$6,668 | \$200,940 | \$455,220 |
| | | | | \$995,701 | \$26,671 | \$805,071 | \$1,827,443 |

Note: Cost estimates in this section show only the county’s portion of the project; If the totals are different from the list above it is an indication that the project is in multiple counties.



STATE TRANSPORTATION IMPROVEMENT PROGRAM

02/14/2023

DRAFT

Schley

Project: **0015601** Type Work: Replace Bridge
 Descp: CR 133/EBENEZER ROAD @ MUCKALEE CREEK 7.5 MI W OF ELLAVILLE
 Lanes: Exist. 2 Prop. 2 Length: 0.20

Total Project Cost: \$3,885,337
 Total Project Authorizations: \$1,281,000
 Total Parcels: 4
 Project Details: Replaces a structurally deficient substandard bridge.

| Phase | Fund | Year | Federal | State | Other | Total |
|-------|---------|------|-------------|-----------|----------|-------------|
| PE | STBG | 2019 | \$924,800 | \$231,200 | \$0 | \$1,156,000 |
| ROW | Local | 2019 | \$0 | \$0 | \$65,000 | \$65,000 |
| ROW | STBG | 2021 | \$48,000 | \$12,000 | \$0 | \$60,000 |
| CST | PROTECT | 2024 | \$1,978,598 | \$494,649 | \$0 | \$2,473,247 |
| UTL | PROTECT | 2024 | \$104,872 | \$26,218 | \$0 | \$131,090 |

Project: **T007343** Type Work: Intermodal
 Descp: FY 2024-RIVER VALLEY RC-SEC.5311-MOBILITY MGMT
 Lanes: Exist. 0 Prop. 0 Length: 0.00

Total Project Cost: \$131,250
 Total Project Authorizations: \$0
 Total Parcels: 0

| Phase | Fund | Year | Federal | State | Other | Total |
|-------|---------|------|-----------|-------|----------|-----------|
| CAP | Transit | 2024 | \$105,000 | \$0 | \$26,250 | \$131,250 |

In Chattahoochee, Clay, Crisp, Dooly, Harris, Macon, Marion, Muscogee, Quitman, Randolph, Schley, Stewart, Sumter, Talbot, Taylor, Webster County

Schley Totals Summary

County Summary excludes lump sum projects

| Project P# | Year | Phase | Fund | Federal | State | Other | Total |
|------------|------|-------|---------|--------------------|------------------|----------------|--------------------|
| 0015601 | 2024 | CST | PROTECT | \$1,978,598 | \$494,649 | \$0 | \$2,473,247 |
| 0015601 | 2024 | UTL | PROTECT | \$104,872 | \$26,218 | \$0 | \$131,090 |
| T007343 | 2024 | CAP | Transit | \$8,400 | \$0 | \$2,100 | \$10,500 |
| | | | | \$2,091,870 | \$520,867 | \$2,100 | \$2,614,837 |

Note: Cost estimates in this section show only the county's portion of the project; If the totals are different from the list above it is an indication that the project is in multiple counties.



STATE TRANSPORTATION IMPROVEMENT PROGRAM

02/14/2023

DRAFT

Screven

Project: **0016600** Type Work: Replace Bridge
 Descp: CR 238/BUCK CREEK ROAD @ SOUTH PRONG BUCK CREEK
 Lanes: Exist. 2 Prop. 2 Length: 0.21

Total Project Cost: \$2,670,000
 Total Project Authorizations: \$940,000
 Total Parcels: 4

| Phase | Fund | Year | Federal | State | Other | Total |
|-------|-------|------|-------------|-----------|----------|-------------|
| PE | STBG | 2021 | \$752,000 | \$188,000 | \$0 | \$940,000 |
| ROW | STBG | 2024 | \$80,000 | \$20,000 | \$0 | \$100,000 |
| ROW | Local | 2024 | \$0 | \$0 | \$50,000 | \$50,000 |
| CST | STBG | 2025 | \$1,200,000 | \$300,000 | \$0 | \$1,500,000 |
| UTL | STBG | 2025 | \$64,000 | \$16,000 | \$0 | \$80,000 |

Project: **0016601** Type Work: Replace Bridge
 Descp: CR 238/BUCK CREEK ROAD @ BUCK CREEK TRIB
 Lanes: Exist. 2 Prop. 2 Length: 0.24

Total Project Cost: \$3,550,000
 Total Project Authorizations: \$945,000
 Total Parcels: 4

| Phase | Fund | Year | Federal | State | Other | Total |
|-------|-------|------|-------------|-----------|----------|-------------|
| PE | STBG | 2021 | \$756,000 | \$189,000 | \$0 | \$945,000 |
| ROW | STBG | 2024 | \$120,000 | \$30,000 | \$0 | \$150,000 |
| ROW | Local | 2024 | \$0 | \$0 | \$75,000 | \$75,000 |
| CST | STBG | 2025 | \$1,840,000 | \$460,000 | \$0 | \$2,300,000 |
| UTL | STBG | 2025 | \$64,000 | \$16,000 | \$0 | \$80,000 |

Project: **0017236** Type Work: Replace Bridge
 Descp: SR 21BU/SR 73 @ ORC #620102E IN SYLVANIA
 Lanes: Exist. 2 Prop. 2 Length: 0.40

Total Project Cost: \$16,375,489
 Total Project Authorizations: \$750,000
 Total Parcels: 28

| Phase | Fund | Year | Federal | State | Other | Total |
|-------|------|------------|--------------|-------------|-------|--------------|
| PE | STBG | 2022 | \$600,000 | \$150,000 | \$0 | \$750,000 |
| ROW | STBG | 2025 | \$600,000 | \$150,000 | \$0 | \$750,000 |
| CST | STBG | After 2027 | \$11,747,718 | \$2,936,929 | \$0 | \$14,684,647 |
| UTL | STBG | After 2027 | \$152,674 | \$38,168 | \$0 | \$190,842 |

Project Details: Replaces a substandard, deteriorated bridge on a high priority route.

Project: **T007303** Type Work: Intermodal
 Descp: FY 2024-COASTAL RC-SEC.5311-CAPITAL AND OPERATIONS
 Lanes: Exist. 0 Prop. 0 Length: 0.00

Total Project Cost: \$4,918,395
 Total Project Authorizations: \$0
 Total Parcels: 0

| Phase | Fund | Year | Federal | State | Other | Total |
|-------|---------|------|-------------|----------|-------------|-------------|
| CAP | Transit | 2024 | \$2,614,936 | \$51,913 | \$2,251,546 | \$4,918,395 |

In Bryan, Bulloch, Camden, Chatham, Effingham, Glynn, Liberty, Long, McIntosh, Screven County

Project: **T008226** Type Work: Intermodal
 Descp: FY 2025-COASTAL RC-SEC.5311-CAPITAL AND OPERATIONS
 Lanes: Exist. Prop. Length:

Total Project Cost: \$4,918,395
 Total Project Authorizations: \$0
 Total Parcels: 0

| Phase | Fund | Year | Federal | State | Other | Total |
|-------|---------|------|-------------|----------|-------------|-------------|
| CAP | Transit | 2025 | \$2,614,936 | \$51,913 | \$2,251,546 | \$4,918,395 |

In Bryan, Bulloch, Camden, Chatham, Effingham, Glynn, Liberty, Long, McIntosh, Screven County

Project: **T008230** Type Work: Intermodal
 Descp: FY 2026-COASTAL RC-SEC.5311-CAPITAL AND OPERATIONS
 Lanes: Exist. Prop. Length:

Total Project Cost: \$4,918,395
 Total Project Authorizations: \$0
 Total Parcels: 0

| Phase | Fund | Year | Federal | State | Other | Total |
|-------|---------|------|-------------|----------|-------------|-------------|
| CAP | Transit | 2026 | \$2,614,936 | \$51,913 | \$2,251,546 | \$4,918,395 |

In Bryan, Bulloch, Camden, Chatham, Effingham, Glynn, Liberty, Long, McIntosh, Screven County

STATE TRANSPORTATION IMPROVEMENT PROGRAM

02/14/2023

DRAFT

Project: **T008245** Type Work: Intermodal
 Descp: FY 2027-COASTAL RC-SEC.5311-CAPITAL AND OPERATIONS
 Lanes: Exist. Prop. Length:

| Phase | Fund | Year | Federal | State | Other | Total |
|-------|---------|------|-------------|----------|-------------|-------------|
| CAP | Transit | 2027 | \$2,614,936 | \$51,913 | \$2,251,546 | \$4,918,395 |

Total Project Cost: \$4,918,395
 Total Project Authorizations: \$0
 Total Parcels: 0

In Bryan, Bulloch, Camden, Chatham, Effingham, Glynn, Liberty, McIntosh, Screven County

Screven Totals Summary

County Summary excludes lump sum projects

| Project P# | Year | Phase | Fund | Federal | State | Other | Total |
|------------|------|-------|---------|--------------------|--------------------|--------------------|--------------------|
| 0016600 | 2024 | ROW | Local | \$0 | \$0 | \$50,000 | \$50,000 |
| 0016600 | 2024 | ROW | STBG | \$80,000 | \$20,000 | \$0 | \$100,000 |
| 0016600 | 2025 | CST | STBG | \$1,200,000 | \$300,000 | \$0 | \$1,500,000 |
| 0016600 | 2025 | UTL | STBG | \$64,000 | \$16,000 | \$0 | \$80,000 |
| 0016601 | 2024 | ROW | Local | \$0 | \$0 | \$75,000 | \$75,000 |
| 0016601 | 2024 | ROW | STBG | \$120,000 | \$30,000 | \$0 | \$150,000 |
| 0016601 | 2025 | CST | STBG | \$1,840,000 | \$460,000 | \$0 | \$2,300,000 |
| 0016601 | 2025 | UTL | STBG | \$64,000 | \$16,000 | \$0 | \$80,000 |
| 0017236 | 2025 | ROW | STBG | \$600,000 | \$150,000 | \$0 | \$750,000 |
| T007303 | 2024 | CAP | Transit | \$261,494 | \$5,191 | \$225,155 | \$491,840 |
| T008226 | 2025 | CAP | Transit | \$261,494 | \$5,191 | \$225,155 | \$491,840 |
| T008230 | 2026 | CAP | Transit | \$261,494 | \$5,191 | \$225,155 | \$491,840 |
| T008245 | 2027 | CAP | Transit | \$261,494 | \$5,191 | \$225,155 | \$491,840 |
| | | | | \$5,013,974 | \$1,012,765 | \$1,025,618 | \$7,052,358 |

Note: Cost estimates in this section show only the county's portion of the project; If the totals are different from the list above it is an indication that the project is in multiple counties.



STATE TRANSPORTATION IMPROVEMENT PROGRAM

02/14/2023

DRAFT

Seminole

Project: **0019129** Type Work: Replace Bridge
 Descp: CR 225/BURL LANE ROAD @ DRY CREEK TRIB
 Lanes: Exist. 2 Prop. 2 Length: 0.40

Total Project Cost: \$2,300,000
 Total Project Authorizations: \$525,000
 Total Parcels: 0

| Phase | Fund | Year | Federal | State | Other | Total |
|-------|------|------------|-----------|-----------|-------|-------------|
| PE | STBG | 2023 | \$420,000 | \$105,000 | \$0 | \$525,000 |
| PE | BFP | 2024 | \$180,000 | \$45,000 | \$0 | \$225,000 |
| ROW | STBG | 2026 | \$220,000 | \$55,000 | \$0 | \$275,000 |
| CST | STBG | After 2027 | \$980,000 | \$245,000 | \$0 | \$1,225,000 |
| UTL | STBG | After 2027 | \$40,000 | \$10,000 | \$0 | \$50,000 |

Project: **T007344** Type Work: Intermodal
 Descp: FY 2024-SW GEORGIA RC-SEC.5311-CAPITAL AND OPERATIONS
 Lanes: Exist. 0 Prop. 0 Length: 0.00

Total Project Cost: \$7,548,317
 Total Project Authorizations: \$0
 Total Parcels: 0

| Phase | Fund | Year | Federal | State | Other | Total |
|-------|---------|------|-------------|-----------|-------------|-------------|
| CAP | Transit | 2024 | \$4,192,263 | \$139,369 | \$3,216,685 | \$7,548,317 |

In Baker, Calhoun, Colquitt, Decatur, Dougherty, Early, Grady, Lee, Miller, Mitchell, Seminole, Terrell, Worth County

Seminole Totals Summary

County Summary excludes lump sum projects

| Project P# | Year | Phase | Fund | Federal | State | Other | Total |
|------------|------|-------|---------|------------------|------------------|------------------|--------------------|
| 0019129 | 2024 | PE | BFP | \$180,000 | \$45,000 | \$0 | \$225,000 |
| 0019129 | 2026 | ROW | STBG | \$220,000 | \$55,000 | \$0 | \$275,000 |
| T007344 | 2024 | CAP | Transit | \$377,304 | \$12,543 | \$289,502 | \$679,349 |
| | | | | \$777,304 | \$112,543 | \$289,502 | \$1,179,349 |

Note: Cost estimates in this section show only the county’s portion of the project; If the totals are different from the list above it is an indication that the project is in multiple counties.



STATE TRANSPORTATION IMPROVEMENT PROGRAM

02/14/2023

DRAFT

Spalding

Project: **331900-** Type Work: Replace Bridge
 Descp: CR 222/CR 954/COUNTY LINE ROAD @ POTATO CREEK SE OF GRIFFIN
 Lanes: Exist. 2 Prop. 2 Length: 0.30

Total Project Cost: \$4,822,229
 Total Project Authorizations: \$1,078,073
 Total Parcels: 5

| Phase | Fund | Year | Federal | State | Other | Total |
|-------|-------|------|-------------|-----------|----------|-------------|
| PE | STBG | 2021 | \$862,458 | \$215,615 | \$0 | \$1,078,073 |
| ROW | STBG | 2024 | \$92,388 | \$23,097 | \$0 | \$115,484 |
| ROW | Local | 2024 | \$0 | \$0 | \$50,000 | \$50,000 |
| CST | STBG | 2025 | \$1,946,054 | \$486,514 | \$0 | \$2,432,568 |
| UTL | STBG | 2025 | \$916,884 | \$229,221 | \$0 | \$1,146,105 |

In Lamar, Spalding County

Project: **T007351** Type Work: Intermodal
 Descp: FY 2024-THREE RIVERS RC-SEC.5311-CAPITAL AND OPERATIONS
 Lanes: Exist. 0 Prop. 0 Length: 0.00

Total Project Cost: \$2,241,000
 Total Project Authorizations: \$0
 Total Parcels: 0

| Phase | Fund | Year | Federal | State | Other | Total |
|-------|---------|------|-------------|----------|-------------|-------------|
| CAP | Transit | 2024 | \$1,190,999 | \$23,500 | \$1,026,501 | \$2,241,000 |

In Butts, Carroll, Lamar, Meriwether, Pike, Spalding, Upson County

Spalding Totals Summary
 County Summary excludes lump sum projects

| Project P# | Year | Phase | Fund | Federal | State | Other | Total |
|------------|------|-------|---------|--------------------|------------------|------------------|--------------------|
| 331900- | 2024 | ROW | Local | \$0 | \$0 | \$25,000 | \$25,000 |
| 331900- | 2024 | ROW | STBG | \$46,194 | \$11,548 | \$0 | \$57,742 |
| 331900- | 2025 | CST | STBG | \$973,027 | \$243,257 | \$0 | \$1,216,284 |
| 331900- | 2025 | UTL | STBG | \$458,442 | \$114,610 | \$0 | \$573,052 |
| T007351 | 2024 | CAP | Transit | \$238,200 | \$4,700 | \$205,300 | \$448,200 |
| | | | | \$1,715,862 | \$374,116 | \$230,300 | \$2,320,278 |

Note: Cost estimates in this section show only the county's portion of the project; If the totals are different from the list above it is an indication that the project is in multiple counties.



STATE TRANSPORTATION IMPROVEMENT PROGRAM

02/14/2023

DRAFT

Stephens

Project: **0018248** Type Work: Replace Bridge
 Descp: CR 146/RIVERDALE ROAD @ NS #717368L 5.2 MI NE OF TOCCOA
 Lanes: Exist. 2 Prop. 2 Length: 0.40
 Total Project Cost: \$3,910,000
 Total Project Authorizations: \$800,000
 Total Parcels: 0

| Phase | Fund | Year | Federal | State | Other | Total |
|-------|-------|------|-------------|-----------|----------|-------------|
| PE | STBG | 2023 | \$640,000 | \$160,000 | \$0 | \$800,000 |
| ROW | STBG | 2025 | \$220,000 | \$55,000 | \$0 | \$275,000 |
| ROW | Local | 2025 | \$0 | \$0 | \$75,000 | \$75,000 |
| CST | STBG | 2027 | \$2,160,000 | \$540,000 | \$0 | \$2,700,000 |
| UTL | STBG | 2027 | \$48,000 | \$12,000 | \$0 | \$60,000 |

Project: **0018249** Type Work: Replace Bridge
 Descp: CR 146/RIVERDALE ROAD @ TOCCOA CREEK 5.2 MI N OF TOCCOA
 Lanes: Exist. 2 Prop. 2 Length: 0.40
 Total Project Cost: \$5,760,000
 Total Project Authorizations: \$850,000
 Total Parcels: 0

| Phase | Fund | Year | Federal | State | Other | Total |
|-------|-------|------|-------------|-----------|----------|-------------|
| PE | STBG | 2023 | \$680,000 | \$170,000 | \$0 | \$850,000 |
| ROW | STBG | 2025 | \$220,000 | \$55,000 | \$0 | \$275,000 |
| ROW | Local | 2025 | \$0 | \$0 | \$75,000 | \$75,000 |
| CST | STBG | 2027 | \$3,600,000 | \$900,000 | \$0 | \$4,500,000 |
| UTL | STBG | 2027 | \$48,000 | \$12,000 | \$0 | \$60,000 |

Project: **0018250** Type Work: Replace Bridge
 Descp: CR 415/TOWER ROAD @ EASTANONLLEE CREEK 1.8 MI NE OF AVALON
 Lanes: Exist. 2 Prop. 2 Length: 0.40
 Total Project Cost: \$4,235,000
 Total Project Authorizations: \$750,000
 Total Parcels: 0

| Phase | Fund | Year | Federal | State | Other | Total |
|-------|-------|------|-------------|-----------|----------|-------------|
| PE | STBG | 2023 | \$600,000 | \$150,000 | \$0 | \$750,000 |
| ROW | STBG | 2025 | \$220,000 | \$55,000 | \$0 | \$275,000 |
| ROW | Local | 2025 | \$0 | \$0 | \$50,000 | \$50,000 |
| CST | STBG | 2027 | \$2,480,000 | \$620,000 | \$0 | \$3,100,000 |
| UTL | STBG | 2027 | \$48,000 | \$12,000 | \$0 | \$60,000 |

Stephens Totals Summary
 County Summary excludes lump sum projects

| Project P# | Year | Phase | Fund | Federal | State | Other | Total |
|------------|------|-------|-------|--------------------|--------------------|------------------|---------------------|
| 0018248 | 2025 | ROW | Local | \$0 | \$0 | \$75,000 | \$75,000 |
| 0018248 | 2025 | ROW | STBG | \$220,000 | \$55,000 | \$0 | \$275,000 |
| 0018248 | 2027 | CST | STBG | \$2,160,000 | \$540,000 | \$0 | \$2,700,000 |
| 0018248 | 2027 | UTL | STBG | \$48,000 | \$12,000 | \$0 | \$60,000 |
| 0018249 | 2025 | ROW | Local | \$0 | \$0 | \$75,000 | \$75,000 |
| 0018249 | 2025 | ROW | STBG | \$220,000 | \$55,000 | \$0 | \$275,000 |
| 0018249 | 2027 | CST | STBG | \$3,600,000 | \$900,000 | \$0 | \$4,500,000 |
| 0018249 | 2027 | UTL | STBG | \$48,000 | \$12,000 | \$0 | \$60,000 |
| 0018250 | 2025 | ROW | Local | \$0 | \$0 | \$50,000 | \$50,000 |
| 0018250 | 2025 | ROW | STBG | \$220,000 | \$55,000 | \$0 | \$275,000 |
| 0018250 | 2027 | CST | STBG | \$2,480,000 | \$620,000 | \$0 | \$3,100,000 |
| 0018250 | 2027 | UTL | STBG | \$48,000 | \$12,000 | \$0 | \$60,000 |
| | | | | \$9,044,000 | \$2,261,000 | \$200,000 | \$11,505,000 |

Note: Cost estimates in this section show only the county's portion of the project; If the totals are different from the list above it is an indication that the project is in multiple counties.



STATE TRANSPORTATION IMPROVEMENT PROGRAM

02/14/2023

DRAFT

Stewart

Project: **T007325** Type Work: Intermodal
 Descp: FY 2024-LCRTA-SEC.5311-CAPITAL AND OPERATIONS
 Lanes: Exist. 0 Prop. 0 Length: 0.00

| Phase | Fund | Year | Federal | State | Other | Total |
|-------|---------|------|-----------|----------|-----------|-------------|
| CAP | Transit | 2024 | \$750,342 | \$20,205 | \$608,908 | \$1,379,455 |

Total Project Cost: \$1,379,455
 Total Project Authorizations: \$0
 Total Parcels: 0

In Quitman, Randolph, Stewart County

Project: **T007343** Type Work: Intermodal
 Descp: FY 2024-RIVER VALLEY RC-SEC.5311-MOBILITY MGMT
 Lanes: Exist. 0 Prop. 0 Length: 0.00

| Phase | Fund | Year | Federal | State | Other | Total |
|-------|---------|------|-----------|-------|----------|-----------|
| CAP | Transit | 2024 | \$105,000 | \$0 | \$26,250 | \$131,250 |

Total Project Cost: \$131,250
 Total Project Authorizations: \$0
 Total Parcels: 0

In Chattahoochee, Clay, Crisp, Dooly, Harris, Macon, Marion, Muscogee, Quitman, Randolph, Schley, Stewart, Sumter, Talbot, Taylor, Webster County

Project: **T008247** Type Work: Intermodal
 Descp: FY 2025-LCRTA-SEC.5311-CAPITAL AND OPERATIONS
 Lanes: Exist. Prop. Length:

| Phase | Fund | Year | Federal | State | Other | Total |
|-------|---------|------|-----------|----------|-----------|-------------|
| CAP | Transit | 2025 | \$750,342 | \$20,205 | \$608,908 | \$1,379,455 |

Total Project Cost: \$1,379,455
 Total Project Authorizations: \$0
 Total Parcels: 0

In Quitman, Randolph, Stewart County

Project: **T008248** Type Work: Intermodal
 Descp: FY 2026-LCRTA-SEC.5311-CAPITAL AND OPERATIONS
 Lanes: Exist. Prop. Length:

| Phase | Fund | Year | Federal | State | Other | Total |
|-------|---------|------|-----------|----------|-----------|-------------|
| CAP | Transit | 2026 | \$750,342 | \$20,205 | \$608,908 | \$1,379,455 |

Total Project Cost: \$1,379,455
 Total Project Authorizations: \$0
 Total Parcels: 0

In Quitman, Randolph, Stewart County

Project: **T008252** Type Work: Intermodal
 Descp: FY 2027-LCRTA-SEC.5311-CAPITAL AND OPERATIONS
 Lanes: Exist. Prop. Length:

| Phase | Fund | Year | Federal | State | Other | Total |
|-------|---------|------|-----------|----------|-----------|-------------|
| CAP | Transit | 2027 | \$750,342 | \$20,205 | \$608,908 | \$1,379,455 |

Total Project Cost: \$1,379,455
 Total Project Authorizations: \$0
 Total Parcels: 0

In Quitman, Randolph, Stewart County

STATE TRANSPORTATION IMPROVEMENT PROGRAM

02/14/2023

DRAFT

Stewart Totals Summary

County Summary excludes lump sum projects

| Project P# | Year | Phase | Fund | Federal | State | Other | Total |
|-------------------|-------------|--------------|-------------|--------------------|-----------------|------------------|--------------------|
| T007325 | 2024 | CAP | Transit | \$255,116 | \$6,870 | \$207,029 | \$469,015 |
| T007343 | 2024 | CAP | Transit | \$8,400 | \$0 | \$2,100 | \$10,500 |
| T008247 | 2025 | CAP | Transit | \$255,116 | \$6,870 | \$207,029 | \$469,015 |
| T008248 | 2026 | CAP | Transit | \$255,116 | \$6,870 | \$207,029 | \$469,015 |
| T008252 | 2027 | CAP | Transit | \$255,116 | \$6,870 | \$207,029 | \$469,015 |
| | | | | \$1,028,865 | \$27,479 | \$830,215 | \$1,886,559 |

Note: Cost estimates in this section show only the county’s portion of the project; If the totals are different from the list above it is an indication that the project is in multiple counties.



STATE TRANSPORTATION IMPROVEMENT PROGRAM

02/14/2023

DRAFT

Sumter

Project: **0013530** Type Work: Widening
 Descp: SR 30/US 280 FROM FERGUSON STREET TO LAKE
 BLACKSHEAR - TIA
 Lanes: Exist. 2 Prop. 4 Length: 7.75
 Total Project Cost: \$72,658,745
 Total Project Authorizations: \$0
 Total Parcels: 0

| Phase | Fund | Year | Federal | State | Other | Total |
|-------|------|------------|--------------|-------------|--------------|--------------|
| PE | TIA | 2023 | \$0 | \$0 | \$3,797,624 | \$3,797,624 |
| ROW | TIA | 2026 | \$0 | \$0 | \$18,000,000 | \$18,000,000 |
| CST | NHPP | After 2027 | \$39,888,897 | \$9,972,224 | \$0 | \$49,861,122 |
| UTL | NHPP | After 2027 | \$800,000 | \$200,000 | \$0 | \$1,000,000 |

Project: **0013579** Type Work: Widening
 Descp: SR 30/US 280 FROM FELDER STREET TO LAMAR ROAD - TIA
 Lanes: Exist. 3 Prop. 4 Length: 1.90
 Total Project Cost: \$22,146,000
 Total Project Authorizations: \$2,000,000
 Total Parcels: 0

| Phase | Fund | Year | Federal | State | Other | Total |
|-------|------|------------|--------------|-------------|-------------|--------------|
| PE | TIA | 2023 | \$0 | \$0 | \$2,000,000 | \$2,000,000 |
| ROW | TIA | 2026 | \$0 | \$0 | \$4,043,800 | \$4,043,800 |
| CST | NHPP | After 2027 | \$11,281,760 | \$2,820,440 | \$0 | \$14,102,200 |

Project: **0013580** Type Work: Widening
 Descp: SR 30/US 280 FROM LAMAR ROAD TO FERGUSON STREET - TIA
 Lanes: Exist. 2 Prop. 4 Length: 9.60
 Total Project Cost: \$81,600,000
 Total Project Authorizations: \$1,000,000
 Total Parcels: 0

| Phase | Fund | Year | Federal | State | Other | Total |
|-------|------|------------|--------------|--------------|--------------|--------------|
| SCP | STBG | 2022 | \$800,000 | \$200,000 | \$0 | \$1,000,000 |
| PE | TIA | 2023 | \$0 | \$0 | \$4,000,000 | \$4,000,000 |
| ROW | TIA | 2026 | \$0 | \$0 | \$20,180,000 | \$20,180,000 |
| CST | NHPP | After 2027 | \$45,136,000 | \$11,284,000 | \$0 | \$56,420,000 |

Project: **0015640** Type Work: Replace Bridge
 Descp: CR 313/SALTER MILL ROAD @ PESSELL CREEK 2.8 MI S OF PLAINS
 Lanes: Exist. 2 Prop. 2 Length: 0.20
 Total Project Cost: \$2,918,954
 Total Project Authorizations: \$1,419,000
 Total Parcels: 2
 Project Details: Replaces a structurally deficient substandard local system bridge.

| Phase | Fund | Year | Federal | State | Other | Total |
|-------|-------|------|-------------|-----------|----------|-------------|
| PE | STBG | 2019 | \$1,057,600 | \$264,400 | \$0 | \$1,322,000 |
| ROW | Local | 2018 | \$0 | \$0 | \$57,000 | \$57,000 |
| ROW | STBG | 2022 | \$32,000 | \$8,000 | \$0 | \$40,000 |
| CST | STBG | 2025 | \$1,199,963 | \$299,991 | \$0 | \$1,499,954 |

Project: **0016573** Type Work: Replace Bridge
 Descp: CR 147/MURPHYS MILL ROAD @ MURPHYS MILL POND
 Lanes: Exist. 2 Prop. 2 Length: 0.09
 Total Project Cost: \$3,759,748
 Total Project Authorizations: \$1,747,000
 Total Parcels: 4

| Phase | Fund | Year | Federal | State | Other | Total |
|-------|-------|------|-------------|-----------|----------|-------------|
| PE | STBG | 2021 | \$1,397,600 | \$349,400 | \$0 | \$1,747,000 |
| ROW | Local | 2024 | \$0 | \$0 | \$50,000 | \$50,000 |
| ROW | STBG | 2024 | \$152,315 | \$38,079 | \$0 | \$190,393 |
| CST | STBG | 2025 | \$1,034,598 | \$258,650 | \$0 | \$1,293,248 |
| UTL | STBG | 2025 | \$383,285 | \$95,821 | \$0 | \$479,107 |

STATE TRANSPORTATION IMPROVEMENT PROGRAM

02/14/2023

DRAFT

Project: **T007343** Type Work: Intermodal
 Descp: FY 2024-RIVER VALLEY RC-SEC.5311-MOBILITY MGMT
 Lanes: Exist. 0 Prop. 0 Length: 0.00

| Phase | Fund | Year | Federal | State | Other | Total |
|-------|---------|------|-----------|-------|----------|-----------|
| CAP | Transit | 2024 | \$105,000 | \$0 | \$26,250 | \$131,250 |

Total Project Cost: \$131,250
 Total Project Authorizations: \$0
 Total Parcels: 0

In Chattahoochee, Clay, Crisp, Dooly, Harris, Macon, Marion, Muscogee, Quitman, Randolph, Schley, Stewart, Sumter, Talbot, Taylor, Webster County

Project: **T007345** Type Work: Intermodal
 Descp: FY 2024-CITY OF AMERICUS-SEC.5311-CAPITAL AND OPERATIONS
 Lanes: Exist. 0 Prop. 0 Length: 0.00

| Phase | Fund | Year | Federal | State | Other | Total |
|-------|---------|------|-----------|-------|----------|-----------|
| CAP | Transit | 2024 | \$117,984 | \$0 | \$29,496 | \$147,480 |

Total Project Cost: \$147,480
 Total Project Authorizations: \$0
 Total Parcels: 0

Sumter Totals Summary
 County Summary excludes lump sum projects

| Project P# | Year | Phase | Fund | Federal | State | Other | Total |
|------------|------|-------|---------|--------------------|------------------|---------------------|---------------------|
| 0013530 | 2026 | ROW | TIA | \$0 | \$0 | \$18,000,000 | \$18,000,000 |
| 0013579 | 2026 | ROW | TIA | \$0 | \$0 | \$4,043,800 | \$4,043,800 |
| 0013580 | 2026 | ROW | TIA | \$0 | \$0 | \$20,180,000 | \$20,180,000 |
| 0015640 | 2025 | CST | STBG | \$1,199,963 | \$299,991 | \$0 | \$1,499,954 |
| 0016573 | 2024 | ROW | Local | \$0 | \$0 | \$50,000 | \$50,000 |
| 0016573 | 2024 | ROW | STBG | \$152,315 | \$38,079 | \$0 | \$190,393 |
| 0016573 | 2025 | CST | STBG | \$1,034,598 | \$258,650 | \$0 | \$1,293,248 |
| 0016573 | 2025 | UTL | STBG | \$383,285 | \$95,821 | \$0 | \$479,107 |
| T007343 | 2024 | CAP | Transit | \$3,150 | \$0 | \$788 | \$3,938 |
| T007345 | 2024 | CAP | Transit | \$117,984 | \$0 | \$29,496 | \$147,480 |
| | | | | \$2,891,295 | \$692,540 | \$42,304,084 | \$45,887,919 |

Note: Cost estimates in this section show only the county’s portion of the project; If the totals are different from the list above it is an indication that the project is in multiple counties.



STATE TRANSPORTATION IMPROVEMENT PROGRAM

02/14/2023

DRAFT

Talbot

Project: **0015652** Type Work: Replace Bridge
 Descp: CS 670/GORMAN ROAD @ CSX #638437Y IN TALBOTTON
 Lanes: Exist. 2 Prop. 2 Length: 0.23

Total Project Cost: \$2,935,827
 Total Project Authorizations: \$970,000
 Total Parcels: 16

Project Details: Replaces a structurally deficient substandard local system bridge.

| Phase | Fund | Year | Federal | State | Other | Total |
|-------|-------|------|-------------|-----------|-----------|-------------|
| PE | STBG | 2019 | \$400,000 | \$100,000 | \$0 | \$500,000 |
| ROW | Local | 2019 | \$0 | \$0 | \$131,500 | \$131,500 |
| ROW | STBG | 2021 | \$270,800 | \$67,700 | \$0 | \$338,500 |
| CST | STBG | 2024 | \$1,548,661 | \$387,165 | \$0 | \$1,935,827 |
| UTL | STBG | 2024 | \$24,000 | \$6,000 | \$0 | \$30,000 |

Project: **0017237** Type Work: Replace Bridge
 Descp: SR 208 @ SCOTT CREEK
 Lanes: Exist. 2 Prop. 2 Length: 0.40

Total Project Cost: \$2,495,918
 Total Project Authorizations: \$851,500
 Total Parcels: 4

Project Details: Replaces a substandard, deteriorated bridge.

| Phase | Fund | Year | Federal | State | Other | Total |
|-------|------|------------|-------------|-----------|-------|-------------|
| PE | STBG | 2022 | \$161,200 | \$40,300 | \$0 | \$201,500 |
| PE | STBG | 2022 | \$520,000 | \$130,000 | \$0 | \$650,000 |
| ROW | STBG | 2025 | \$200,000 | \$50,000 | \$0 | \$250,000 |
| CST | STBG | After 2027 | \$1,049,376 | \$262,344 | \$0 | \$1,311,720 |
| UTL | STBG | After 2027 | \$66,158 | \$16,540 | \$0 | \$82,698 |

Project: **0018251** Type Work: Replace Bridge
 Descp: CR 111/PACKING HOUSE ROAD @ CSX #638427T 2 MI S OF TALBOTTON
 Lanes: Exist. 2 Prop. 2 Length: 0.40

Total Project Cost: \$3,110,000
 Total Project Authorizations: \$800,000
 Total Parcels: 0

| Phase | Fund | Year | Federal | State | Other | Total |
|-------|-------|------|-------------|-----------|----------|-------------|
| PE | STBG | 2023 | \$640,000 | \$160,000 | \$0 | \$800,000 |
| ROW | STBG | 2025 | \$220,000 | \$55,000 | \$0 | \$275,000 |
| ROW | Local | 2025 | \$0 | \$0 | \$75,000 | \$75,000 |
| CST | STBG | 2027 | \$1,520,000 | \$380,000 | \$0 | \$1,900,000 |
| UTL | STBG | 2027 | \$48,000 | \$12,000 | \$0 | \$60,000 |

Project: **T007343** Type Work: Intermodal
 Descp: FY 2024-RIVER VALLEY RC-SEC.5311-MOBILITY MGMT
 Lanes: Exist. 0 Prop. 0 Length: 0.00

Total Project Cost: \$131,250
 Total Project Authorizations: \$0
 Total Parcels: 0

In Chattahoochee, Clay, Crisp, Dooly, Harris, Macon, Marion, Muscogee, Quitman, Randolph, Schley, Stewart, Sumter, Talbot, Taylor, Webster County

| Phase | Fund | Year | Federal | State | Other | Total |
|-------|---------|------|-----------|-------|----------|-----------|
| CAP | Transit | 2024 | \$105,000 | \$0 | \$26,250 | \$131,250 |

Project: **T007346** Type Work: Intermodal
 Descp: FY 2024-TALBOT COUNTY-SEC.5311-CAPITAL AND OPERATIONS
 Lanes: Exist. 0 Prop. 0 Length: 0.00

Total Project Cost: \$488,314
 Total Project Authorizations: \$0
 Total Parcels: 0

| Phase | Fund | Year | Federal | State | Other | Total |
|-------|---------|------|-----------|---------|-----------|-----------|
| CAP | Transit | 2024 | \$265,489 | \$7,111 | \$215,714 | \$488,314 |

STATE TRANSPORTATION IMPROVEMENT PROGRAM

02/14/2023

DRAFT

Project: **T008196** Type Work: Intermodal
 Descp: FY 2025-TALBOT COUNTY-SEC.5311-CAPITAL AND OPERATIONS
 Lanes: Exist. Prop. Length:
 Total Project Cost: \$488,314
 Total Project Authorizations: \$0
 Total Parcels: 0

| Phase | Fund | Year | Federal | State | Other | Total |
|-------|---------|------|-----------|---------|-----------|-----------|
| CAP | Transit | 2025 | \$265,489 | \$7,111 | \$215,714 | \$488,314 |

Project: **T008197** Type Work: Intermodal
 Descp: FY 2026-TALBOT COUNTY-SEC.5311-CAPITAL AND OPERATIONS
 Lanes: Exist. Prop. Length:
 Total Project Cost: \$488,314
 Total Project Authorizations: \$0
 Total Parcels: 0

| Phase | Fund | Year | Federal | State | Other | Total |
|-------|---------|------|-----------|---------|-----------|-----------|
| CAP | Transit | 2026 | \$265,489 | \$7,111 | \$215,714 | \$488,314 |

Project: **T008198** Type Work: Intermodal
 Descp: FY 2027-TALBOT COUNTY-SEC.5311-CAPITAL AND OPERATIONS
 Lanes: Exist. Prop. Length:
 Total Project Cost: \$488,314
 Total Project Authorizations: \$0
 Total Parcels: 0

| Phase | Fund | Year | Federal | State | Other | Total |
|-------|---------|------|-----------|---------|-----------|-----------|
| CAP | Transit | 2027 | \$265,489 | \$7,111 | \$215,714 | \$488,314 |

Talbot Totals Summary

County Summary excludes lump sum projects

| Project P# | Year | Phase | Fund | Federal | State | Other | Total |
|------------|------|-------|---------|--------------------|------------------|------------------|--------------------|
| 0015652 | 2024 | CST | STBG | \$1,548,661 | \$387,165 | \$0 | \$1,935,827 |
| 0015652 | 2024 | UTL | STBG | \$24,000 | \$6,000 | \$0 | \$30,000 |
| 0017237 | 2025 | ROW | STBG | \$200,000 | \$50,000 | \$0 | \$250,000 |
| 0018251 | 2025 | ROW | Local | \$0 | \$0 | \$75,000 | \$75,000 |
| 0018251 | 2025 | ROW | STBG | \$220,000 | \$55,000 | \$0 | \$275,000 |
| 0018251 | 2027 | CST | STBG | \$1,520,000 | \$380,000 | \$0 | \$1,900,000 |
| 0018251 | 2027 | UTL | STBG | \$48,000 | \$12,000 | \$0 | \$60,000 |
| T007343 | 2024 | CAP | Transit | \$2,100 | \$0 | \$525 | \$2,625 |
| T007346 | 2024 | CAP | Transit | \$265,489 | \$7,111 | \$215,714 | \$488,314 |
| T008196 | 2025 | CAP | Transit | \$265,489 | \$7,111 | \$215,714 | \$488,314 |
| T008197 | 2026 | CAP | Transit | \$265,489 | \$7,111 | \$215,714 | \$488,314 |
| T008198 | 2027 | CAP | Transit | \$265,489 | \$7,111 | \$215,714 | \$488,314 |
| | | | | \$4,624,717 | \$918,609 | \$938,381 | \$6,481,708 |

Note: Cost estimates in this section show only the county's portion of the project; If the totals are different from the list above it is an indication that the project is in multiple counties.



STATE TRANSPORTATION IMPROVEMENT PROGRAM

02/14/2023

DRAFT

Taliaferro

Project: **0017941** Type Work: Replace Bridge
 Descp: SR 22 @ SOUTH FORK LITTLE RIVER
 Lanes: Exist. 2 Prop. 2 Length: 0.40

Total Project Cost: \$4,975,000
 Total Project Authorizations: \$875,000
 Total Parcels: 6

| Phase | Fund | Year | Federal | State | Other | Total |
|-------|------|------------|-------------|-----------|-------|-------------|
| PE | STBG | 2022 | \$700,000 | \$175,000 | \$0 | \$875,000 |
| ROW | STBG | 2025 | \$240,000 | \$60,000 | \$0 | \$300,000 |
| CST | STBG | After 2027 | \$3,040,000 | \$760,000 | \$0 | \$3,800,000 |

Project: **T007347** Type Work: Intermodal
 Descp: FY 2024-TALIAFERRO COUNTY-SEC.5311-CAPITAL AND OPERATIONS
 Lanes: Exist. 0 Prop. 0 Length: 0.00

Total Project Cost: \$89,100
 Total Project Authorizations: \$0
 Total Parcels: 0

| Phase | Fund | Year | Federal | State | Other | Total |
|-------|---------|------|----------|-------|----------|----------|
| CAP | Transit | 2024 | \$44,850 | \$100 | \$44,150 | \$89,100 |

Project: **T008200** Type Work: Intermodal
 Descp: FY 2025-TALIAFERRO COUNTY-SEC.5311-CAPITAL AND OPERATIONS
 Lanes: Exist. Prop. Length:

Total Project Cost: \$89,100
 Total Project Authorizations: \$0
 Total Parcels: 0

| Phase | Fund | Year | Federal | State | Other | Total |
|-------|---------|------|----------|-------|----------|----------|
| CAP | Transit | 2025 | \$44,850 | \$100 | \$44,150 | \$89,100 |

Project: **T008201** Type Work: Intermodal
 Descp: FY 2026-TALIAFERRO COUNTY-SEC.5311-CAPITAL AND OPERATIONS
 Lanes: Exist. Prop. Length:

Total Project Cost: \$89,100
 Total Project Authorizations: \$0
 Total Parcels: 0

| Phase | Fund | Year | Federal | State | Other | Total |
|-------|---------|------|----------|-------|----------|----------|
| CAP | Transit | 2026 | \$44,850 | \$100 | \$44,150 | \$89,100 |

Project: **T008202** Type Work: Intermodal
 Descp: FY 2027-TALIAFERRO COUNTY-SEC.5311-CAPITAL AND OPERATIONS
 Lanes: Exist. Prop. Length:

Total Project Cost: \$89,100
 Total Project Authorizations: \$0
 Total Parcels: 0

| Phase | Fund | Year | Federal | State | Other | Total |
|-------|---------|------|----------|-------|----------|----------|
| CAP | Transit | 2027 | \$44,850 | \$100 | \$44,150 | \$89,100 |

STATE TRANSPORTATION IMPROVEMENT PROGRAM

02/14/2023

DRAFT

Taliaferro Totals Summary

County Summary excludes lump sum projects

| Project P# | Year | Phase | Fund | Federal | State | Other | Total |
|-------------------|-------------|--------------|-------------|------------------|-----------------|------------------|------------------|
| 0017941 | 2025 | ROW | STBG | \$240,000 | \$60,000 | \$0 | \$300,000 |
| T007347 | 2024 | CAP | Transit | \$44,850 | \$100 | \$44,150 | \$89,100 |
| T008200 | 2025 | CAP | Transit | \$44,850 | \$100 | \$44,150 | \$89,100 |
| T008201 | 2026 | CAP | Transit | \$44,850 | \$100 | \$44,150 | \$89,100 |
| T008202 | 2027 | CAP | Transit | \$44,850 | \$100 | \$44,150 | \$89,100 |
| | | | | \$419,400 | \$60,400 | \$176,600 | \$656,400 |

Note: Cost estimates in this section show only the county’s portion of the project; If the totals are different from the list above it is an indication that the project is in multiple counties.



STATE TRANSPORTATION IMPROVEMENT PROGRAM

02/14/2023

DRAFT

Tattnall

Project: **0017188** Type Work: Drainage Improvements
 Descp: SR 23/SR 73 DRAINAGE IMPROVEMENTS IN GLENNVILLE
 Lanes: Exist. 4 Prop. 4 Length: 0.70

Total Project Cost: \$8,821,115
 Total Project Authorizations: \$500,000
 Total Parcels: 48

| Phase | Fund | Year | Federal | State | Other | Total |
|-------|------|------------|-------------|-------------|-------|-------------|
| PE | STBG | 2021 | \$400,000 | \$100,000 | \$0 | \$500,000 |
| ROW | STBG | 2024 | \$956,000 | \$239,000 | \$0 | \$1,195,000 |
| CST | STBG | After 2027 | \$4,860,892 | \$1,215,223 | \$0 | \$6,076,115 |
| UTL | STBG | After 2027 | \$840,000 | \$210,000 | \$0 | \$1,050,000 |

Tattnall Totals Summary

County Summary excludes lump sum projects

| Project P# | Year | Phase | Fund | Federal | State | Other | Total |
|------------|------|-------|------|------------------|------------------|------------|--------------------|
| 0017188 | 2024 | ROW | STBG | \$956,000 | \$239,000 | \$0 | \$1,195,000 |
| | | | | \$956,000 | \$239,000 | \$0 | \$1,195,000 |

Note: Cost estimates in this section show only the county's portion of the project; If the totals are different from the list above it is an indication that the project is in multiple counties.



STATE TRANSPORTATION IMPROVEMENT PROGRAM

02/14/2023

DRAFT

Taylor

Project: **0013814** Type Work: Replace Bridge
 Descp: SR 128 @ PATSILIGA CREEK & OVERFLOW N OF REYNOLDS
 Lanes: Exist. 2 Prop. 2 Length: 0.50

Total Project Cost: \$8,112,987
 Total Project Authorizations: \$2,462,000
 Total Parcels: 5
 Project Details: Replaces 2 substandard deteriorated bridges.

| Phase | Fund | Year | Federal | State | Other | Total |
|-------|--------|------|-------------|-------------|-------|-------------|
| PE | STBG | 2016 | \$480,000 | \$120,000 | \$0 | \$600,000 |
| PE | STBG | 2016 | \$905,499 | \$226,375 | \$0 | \$1,131,873 |
| PE | Bridge | 2016 | \$584,101 | \$146,025 | \$0 | \$730,127 |
| ROW | STBG | 2024 | \$166,464 | \$41,616 | \$0 | \$208,080 |
| CST | STBG | 2026 | \$4,354,326 | \$1,088,581 | \$0 | \$5,442,907 |

Project: **T007343** Type Work: Intermodal
 Descp: FY 2024-RIVER VALLEY RC-SEC.5311-MOBILITY MGMT
 Lanes: Exist. 0 Prop. 0 Length: 0.00

Total Project Cost: \$131,250
 Total Project Authorizations: \$0
 Total Parcels: 0

In Chattahoochee, Clay, Crisp, Dooly, Harris, Macon, Marion, Muscogee, Quitman, Randolph, Schley, Stewart, Sumter, Talbot, Taylor, Webster County

| Phase | Fund | Year | Federal | State | Other | Total |
|-------|---------|------|-----------|-------|----------|-----------|
| CAP | Transit | 2024 | \$105,000 | \$0 | \$26,250 | \$131,250 |

Project: **T007348** Type Work: Intermodal
 Descp: FY 2024-TAYLOR COUNTY-SEC.5311-CAPITAL AND OPERATIONS
 Lanes: Exist. 0 Prop. 0 Length: 0.00

Total Project Cost: \$382,000
 Total Project Authorizations: \$0
 Total Parcels: 0

| Phase | Fund | Year | Federal | State | Other | Total |
|-------|---------|------|-----------|-------|-----------|-----------|
| CAP | Transit | 2024 | \$191,600 | \$200 | \$190,200 | \$382,000 |

Project: **T008205** Type Work: Intermodal
 Descp: FY 2025-TAYLOR COUNTY-SEC.5311-CAPITAL AND OPERATIONS
 Lanes: Exist. Prop. Length:

Total Project Cost: \$428,316
 Total Project Authorizations: \$0
 Total Parcels: 0

| Phase | Fund | Year | Federal | State | Other | Total |
|-------|---------|------|-----------|-------|-----------|-----------|
| CAP | Transit | 2025 | \$214,158 | \$200 | \$213,958 | \$428,316 |

Project: **T008206** Type Work: Intermodal
 Descp: FY 2026-TAYLOR COUNTY-SEC.5311-CAPITAL AND OPERATIONS
 Lanes: Exist. Prop. Length:

Total Project Cost: \$428,316
 Total Project Authorizations: \$0
 Total Parcels: 0

| Phase | Fund | Year | Federal | State | Other | Total |
|-------|---------|------|-----------|-------|-----------|-----------|
| CAP | Transit | 2026 | \$214,158 | \$200 | \$213,958 | \$428,316 |

STATE TRANSPORTATION IMPROVEMENT PROGRAM

02/14/2023

DRAFT

Project: **T008207** Type Work: Intermodal
 Descp: FY 2027-TAYLOR COUNTY-SEC.5311-CAPITAL AND OPERATIONS
 Lanes: Exist. Prop. Length:

| Phase | Fund | Year | Federal | State | Other | Total |
|-------|---------|------|-----------|-------|-----------|-----------|
| CAP | Transit | 2027 | \$214,158 | \$200 | \$213,958 | \$428,316 |

Total Project Cost: \$428,316
 Total Project Authorizations: \$0
 Total Parcels: 0

Taylor Totals Summary
 County Summary excludes lump sum projects

| Project P# | Year | Phase | Fund | Federal | State | Other | Total |
|------------|------|-------|---------|--------------------|--------------------|------------------|--------------------|
| 0013814 | 2024 | ROW | STBG | \$166,464 | \$41,616 | \$0 | \$208,080 |
| 0013814 | 2026 | CST | STBG | \$4,354,326 | \$1,088,581 | \$0 | \$5,442,907 |
| T007343 | 2024 | CAP | Transit | \$2,100 | \$0 | \$525 | \$2,625 |
| T007348 | 2024 | CAP | Transit | \$191,600 | \$200 | \$190,200 | \$382,000 |
| T008205 | 2025 | CAP | Transit | \$214,158 | \$200 | \$213,958 | \$428,316 |
| T008206 | 2026 | CAP | Transit | \$214,158 | \$200 | \$213,958 | \$428,316 |
| T008207 | 2027 | CAP | Transit | \$214,158 | \$200 | \$213,958 | \$428,316 |
| | | | | \$5,356,964 | \$1,130,997 | \$832,599 | \$7,320,560 |

Note: Cost estimates in this section show only the county’s portion of the project; If the totals are different from the list above it is an indication that the project is in multiple counties.



STATE TRANSPORTATION IMPROVEMENT PROGRAM

02/14/2023

DRAFT

Telfair

Project: **T007349** Type Work: Intermodal
 Descp: FY 2024-TELF AIR COUNTY-SEC.5311-CAPITAL AND OPERATIONS
 Lanes: Exist. 0 Prop. 0 Length: 0.00
 Total Project Cost: \$216,272
 Total Project Authorizations: \$0
 Total Parcels: 0

| Phase | Fund | Year | Federal | State | Other | Total |
|-------|---------|------|-----------|---------|----------|-----------|
| CAP | Transit | 2024 | \$128,617 | \$6,827 | \$80,828 | \$216,272 |

Project: **T008224** Type Work: Intermodal
 Descp: FY 2025-TELF AIR COUNTY-SEC.5311-CAPITAL AND OPERATIONS
 Lanes: Exist. Prop. Length:
 Total Project Cost: \$216,272
 Total Project Authorizations: \$0
 Total Parcels: 0

| Phase | Fund | Year | Federal | State | Other | Total |
|-------|---------|------|-----------|---------|----------|-----------|
| CAP | Transit | 2025 | \$128,617 | \$6,827 | \$80,828 | \$216,272 |

Project: **T008225** Type Work: Intermodal
 Descp: FY 2026-TELF AIR COUNTY-SEC.5311-CAPITAL AND OPERATIONS
 Lanes: Exist. Prop. Length:
 Total Project Cost: \$216,272
 Total Project Authorizations: \$0
 Total Parcels: 0

| Phase | Fund | Year | Federal | State | Other | Total |
|-------|---------|------|-----------|---------|----------|-----------|
| CAP | Transit | 2026 | \$128,617 | \$6,827 | \$80,828 | \$216,272 |

Project: **T008227** Type Work: Intermodal
 Descp: FY 2027-TELF AIR COUNTY-SEC.5311-CAPITAL AND OPERATIONS
 Lanes: Exist. Prop. Length:
 Total Project Cost: \$216,272
 Total Project Authorizations: \$0
 Total Parcels: 0

| Phase | Fund | Year | Federal | State | Other | Total |
|-------|---------|------|-----------|---------|----------|-----------|
| CAP | Transit | 2027 | \$128,617 | \$6,827 | \$80,828 | \$216,272 |

Telfair Totals Summary
 County Summary excludes lump sum projects

| Project P# | Year | Phase | Fund | Federal | State | Other | Total |
|------------|------|-------|---------|------------------|-----------------|------------------|------------------|
| T007349 | 2024 | CAP | Transit | \$128,617 | \$6,827 | \$80,828 | \$216,272 |
| T008224 | 2025 | CAP | Transit | \$128,617 | \$6,827 | \$80,828 | \$216,272 |
| T008225 | 2026 | CAP | Transit | \$128,617 | \$6,827 | \$80,828 | \$216,272 |
| T008227 | 2027 | CAP | Transit | \$128,617 | \$6,827 | \$80,828 | \$216,272 |
| | | | | \$514,468 | \$27,308 | \$323,312 | \$865,088 |

Note: Cost estimates in this section show only the county’s portion of the project; If the totals are different from the list above it is an indication that the project is in multiple counties.



STATE TRANSPORTATION IMPROVEMENT PROGRAM

02/14/2023

DRAFT

Terrell

Project: **0018252** Type Work: Replace Bridge
 Descp: CR 133/JUDGE LAYE ROAD @ BRANTLEY CREEK 1.7 MI W OF SASSER
 Lanes: Exist. 2 Prop. 2 Length: 0.40
 Total Project Cost: \$2,435,000
 Total Project Authorizations: \$750,000
 Total Parcels: 0

| Phase | Fund | Year | Federal | State | Other | Total |
|-------|-------|------|-------------|-----------|----------|-------------|
| PE | STBG | 2023 | \$600,000 | \$150,000 | \$0 | \$750,000 |
| ROW | Local | 2025 | \$0 | \$0 | \$50,000 | \$50,000 |
| ROW | STBG | 2025 | \$220,000 | \$55,000 | \$0 | \$275,000 |
| CST | STBG | 2027 | \$1,040,000 | \$260,000 | \$0 | \$1,300,000 |
| UTL | STBG | 2027 | \$48,000 | \$12,000 | \$0 | \$60,000 |

Project: **0019099** Type Work: Culvert
 Descp: SR 55 @ CLARKS MILLPOND DAM
 Lanes: Exist. 2 Prop. 2 Length: 0.40
 Total Project Cost: \$1,560,000
 Total Project Authorizations: \$550,000
 Total Parcels: 0

| Phase | Fund | Year | Federal | State | Other | Total |
|-------|---------|------|-----------|-----------|-------|-----------|
| PE | PROTECT | 2022 | \$440,000 | \$110,000 | \$0 | \$550,000 |
| ROW | PROTECT | 2023 | \$128,000 | \$32,000 | \$0 | \$160,000 |
| CST | PROTECT | 2025 | \$680,000 | \$170,000 | \$0 | \$850,000 |

Project: **T007344** Type Work: Intermodal
 Descp: FY 2024-SW GEORGIA RC-SEC.5311-CAPITAL LAND OPERATIONS
 Lanes: Exist. 0 Prop. 0 Length: 0.00
 Total Project Cost: \$7,548,317
 Total Project Authorizations: \$0
 Total Parcels: 0

| Phase | Fund | Year | Federal | State | Other | Total |
|-------|---------|------|-------------|-----------|-------------|-------------|
| CAP | Transit | 2024 | \$4,192,263 | \$139,369 | \$3,216,685 | \$7,548,317 |

In Baker, Calhoun, Colquitt, Decatur, Dougherty, Early, Grady, Lee, Miller, Mitchell, Seminole, Terrell, Worth County

Terrell Totals Summary
 County Summary excludes lump sum projects

| Project P# | Year | Phase | Fund | Federal | State | Other | Total |
|------------|------|-------|---------|--------------------|------------------|------------------|--------------------|
| 0018252 | 2025 | ROW | Local | \$0 | \$0 | \$50,000 | \$50,000 |
| 0018252 | 2025 | ROW | STBG | \$220,000 | \$55,000 | \$0 | \$275,000 |
| 0018252 | 2027 | CST | STBG | \$1,040,000 | \$260,000 | \$0 | \$1,300,000 |
| 0018252 | 2027 | UTL | STBG | \$48,000 | \$12,000 | \$0 | \$60,000 |
| 0019099 | 2025 | CST | PROTECT | \$680,000 | \$170,000 | \$0 | \$850,000 |
| T007344 | 2024 | CAP | Transit | \$167,691 | \$5,575 | \$128,667 | \$301,933 |
| | | | | \$2,155,691 | \$502,575 | \$178,667 | \$2,836,933 |

Note: Cost estimates in this section show only the county’s portion of the project; If the totals are different from the list above it is an indication that the project is in multiple counties.



STATE TRANSPORTATION IMPROVEMENT PROGRAM

02/14/2023

DRAFT

Thomas

Project: **0016584** Type Work: Replace Bridge
 Descp: CR 298/COFFEE ROAD @ AUCILLA RIVER
 Lanes: Exist. 2 Prop. 2 Length: 0.40

 Total Project Cost: \$2,666,000
 Total Project Authorizations: \$836,000
 Total Parcels: 6

| Phase | Fund | Year | Federal | State | Other | Total |
|-------|-------|------|-------------|-----------|----------|-------------|
| PE | STBG | 2020 | \$668,800 | \$167,200 | \$0 | \$836,000 |
| ROW | STBG | 2024 | \$80,000 | \$20,000 | \$0 | \$100,000 |
| ROW | Local | 2024 | \$0 | \$0 | \$50,000 | \$50,000 |
| CST | STBG | 2025 | \$1,280,000 | \$320,000 | \$0 | \$1,600,000 |
| UTL | STBG | 2025 | \$64,000 | \$16,000 | \$0 | \$80,000 |

Project: **0016585** Type Work: Replace Bridge
 Descp: CR 305/PALMER ROAD @ LITTLE OCHLOCKNEE RIVER OVERFLOW
 Lanes: Exist. 2 Prop. 2 Length: 0.39

 Total Project Cost: \$2,994,374
 Total Project Authorizations: \$650,000
 Total Parcels: 4

| Phase | Fund | Year | Federal | State | Other | Total |
|-------|-------|------|-------------|-----------|----------|-------------|
| PE | STBG | 2020 | \$520,000 | \$130,000 | \$0 | \$650,000 |
| ROW | Local | 2023 | \$0 | \$0 | \$50,000 | \$50,000 |
| ROW | STBG | 2023 | \$20,000 | \$5,000 | \$0 | \$25,000 |
| CST | STBG | 2026 | \$1,815,499 | \$453,875 | \$0 | \$2,269,374 |

Project: **0016586** Type Work: Replace Bridge
 Descp: CR 305/PALMER ROAD @ LITTLE OCHLOCKNEE RIVER
 Lanes: Exist. 2 Prop. 2 Length: 0.39

 Total Project Cost: \$4,364,644
 Total Project Authorizations: \$650,000
 Total Parcels: 4

| Phase | Fund | Year | Federal | State | Other | Total |
|-------|-------|------|-------------|-----------|----------|-------------|
| PE | STBG | 2020 | \$520,000 | \$130,000 | \$0 | \$650,000 |
| ROW | STBG | 2023 | \$46,400 | \$11,600 | \$0 | \$58,000 |
| ROW | Local | 2023 | \$0 | \$0 | \$50,000 | \$50,000 |
| CST | STBG | 2025 | \$2,885,316 | \$721,329 | \$0 | \$3,606,644 |

Project: **0016587** Type Work: Replace Bridge
 Descp: CR 360/OLD US 84 @ CSX #636964L
 Lanes: Exist. 2 Prop. 2 Length: 0.50

 Total Project Cost: \$6,644,365
 Total Project Authorizations: \$1,027,000
 Total Parcels: 7

| Phase | Fund | Year | Federal | State | Other | Total |
|-------|-------|------|-------------|-------------|----------|-------------|
| PE | STBG | 2020 | \$821,600 | \$205,400 | \$0 | \$1,027,000 |
| ROW | Local | 2024 | \$0 | \$0 | \$75,000 | \$75,000 |
| ROW | STBG | 2024 | \$129,892 | \$32,473 | \$0 | \$162,365 |
| CST | STBG | 2026 | \$4,240,000 | \$1,060,000 | \$0 | \$5,300,000 |
| UTL | STBG | 2026 | \$64,000 | \$16,000 | \$0 | \$80,000 |

Project: **0019093** Type Work: Replace Bridge
 Descp: SR 38/US 84 EB @ BARNETTS CREEK & OVERFLOW
 Lanes: Exist. 4 Prop. 4 Length: 0.40

 Total Project Cost: \$8,455,000
 Total Project Authorizations: \$840,000
 Total Parcels: 0

| Phase | Fund | Year | Federal | State | Other | Total |
|-------|---------|------------|-------------|-------------|-------|-------------|
| PE | NHPP | 2023 | \$672,000 | \$168,000 | \$0 | \$840,000 |
| PE | NHPP | 2024 | \$288,000 | \$72,000 | \$0 | \$360,000 |
| ROW | PROTECT | 2026 | \$440,000 | \$110,000 | \$0 | \$550,000 |
| CST | NHPP | After 2027 | \$5,284,000 | \$1,321,000 | \$0 | \$6,605,000 |
| UTL | NHPP | After 2027 | \$80,000 | \$20,000 | \$0 | \$100,000 |

In Grady, Thomas County

Project: **T007350** Type Work: Intermodal
 Descp: FY 2024-THOMAS COUNTY-SEC.5311-CAPITAL AND OPERATIONS
 Lanes: Exist. 0 Prop. 0 Length: 0.00

 Total Project Cost: \$1,472,636
 Total Project Authorizations: \$0
 Total Parcels: 0

| Phase | Fund | Year | Federal | State | Other | Total |
|-------|---------|------|-----------|----------|-----------|-------------|
| CAP | Transit | 2024 | \$833,617 | \$32,433 | \$606,586 | \$1,472,636 |

STATE TRANSPORTATION IMPROVEMENT PROGRAM

02/14/2023

DRAFT

Project: **T008233** Type Work: Intermodal
 Descp: FY 2025-THOMAS COUNTY-SEC.5311-CAPITAL AND OPERATIONS
 Lanes: Exist. Prop. Length:

| Phase | Fund | Year | Federal | State | Other | Total |
|-------|---------|------|-----------|----------|-----------|-------------|
| CAP | Transit | 2025 | \$833,617 | \$32,433 | \$606,586 | \$1,472,636 |

Total Project Cost: \$1,472,636
 Total Project Authorizations: \$0
 Total Parcels: 0

Project: **T008235** Type Work: Intermodal
 Descp: FY 2026-THOMAS COUNTY-SEC.5311-CAPITAL AND OPERATIONS
 Lanes: Exist. Prop. Length:

| Phase | Fund | Year | Federal | State | Other | Total |
|-------|---------|------|-----------|----------|-----------|-------------|
| CAP | Transit | 2026 | \$833,617 | \$32,433 | \$606,586 | \$1,472,636 |

Total Project Cost: \$1,472,636
 Total Project Authorizations: \$0
 Total Parcels: 0

Project: **T008236** Type Work: Intermodal
 Descp: FY 2027-THOMAS COUNTY-SEC.5311-CAPITAL AND OPERATIONS
 Lanes: Exist. Prop. Length:

| Phase | Fund | Year | Federal | State | Other | Total |
|-------|---------|------|-----------|----------|-----------|-------------|
| CAP | Transit | 2027 | \$833,617 | \$32,433 | \$606,586 | \$1,472,636 |

Total Project Cost: \$1,472,636
 Total Project Authorizations: \$0
 Total Parcels: 0

Thomas Totals Summary
 County Summary excludes lump sum projects

| Project P# | Year | Phase | Fund | Federal | State | Other | Total |
|------------|------|-------|---------|---------------------|--------------------|--------------------|---------------------|
| 0016584 | 2024 | ROW | Local | \$0 | \$0 | \$50,000 | \$50,000 |
| 0016584 | 2024 | ROW | STBG | \$80,000 | \$20,000 | \$0 | \$100,000 |
| 0016584 | 2025 | CST | STBG | \$1,280,000 | \$320,000 | \$0 | \$1,600,000 |
| 0016584 | 2025 | UTL | STBG | \$64,000 | \$16,000 | \$0 | \$80,000 |
| 0016585 | 2026 | CST | STBG | \$1,815,499 | \$453,875 | \$0 | \$2,269,374 |
| 0016586 | 2025 | CST | STBG | \$2,885,316 | \$721,329 | \$0 | \$3,606,644 |
| 0016587 | 2024 | ROW | Local | \$0 | \$0 | \$75,000 | \$75,000 |
| 0016587 | 2024 | ROW | STBG | \$129,892 | \$32,473 | \$0 | \$162,365 |
| 0016587 | 2026 | CST | STBG | \$4,240,000 | \$1,060,000 | \$0 | \$5,300,000 |
| 0016587 | 2026 | UTL | STBG | \$64,000 | \$16,000 | \$0 | \$80,000 |
| 0019093 | 2024 | PE | NHPP | \$144,000 | \$36,000 | \$0 | \$180,000 |
| 0019093 | 2026 | ROW | PROTECT | \$220,000 | \$55,000 | \$0 | \$275,000 |
| T007350 | 2024 | CAP | Transit | \$833,617 | \$32,433 | \$606,586 | \$1,472,636 |
| T008233 | 2025 | CAP | Transit | \$833,617 | \$32,433 | \$606,586 | \$1,472,636 |
| T008235 | 2026 | CAP | Transit | \$833,617 | \$32,433 | \$606,586 | \$1,472,636 |
| T008236 | 2027 | CAP | Transit | \$833,617 | \$32,433 | \$606,586 | \$1,472,636 |
| | | | | \$14,257,175 | \$2,860,409 | \$2,551,344 | \$19,668,927 |

Note: Cost estimates in this section show only the county's portion of the project; If the totals are different from the list above it is an indication that the project is in multiple counties.



STATE TRANSPORTATION IMPROVEMENT PROGRAM

02/14/2023

DRAFT

Tift

Project: **0019094** Type Work: Replace Bridge
 Descp: SR 520/US 82 @ LITTLE RIVER 4 MIN W OF TIFTON
 Lanes: Exist. 4 Prop. 4 Length: 0.40

Total Project Cost: \$15,450,000
 Total Project Authorizations: \$630,000
 Total Parcels: 0

| Phase | Fund | Year | Federal | State | Other | Total |
|-------|------|------------|--------------|-------------|-------|--------------|
| PE | NHPP | 2023 | \$504,000 | \$126,000 | \$0 | \$630,000 |
| PE | NHPP | 2024 | \$216,000 | \$54,000 | \$0 | \$270,000 |
| ROW | NHPP | 2026 | \$220,000 | \$55,000 | \$0 | \$275,000 |
| CST | NHPP | After 2027 | \$11,380,000 | \$2,845,000 | \$0 | \$14,225,000 |
| UTL | NHPP | After 2027 | \$40,000 | \$10,000 | \$0 | \$50,000 |

Project: **T007352** Type Work: Intermodal
 Descp: FY 2024-TIFT COUNTY-SEC.5311-CAPITAL AND OPERATIONS
 Lanes: Exist. 0 Prop. 0 Length: 0.00

Total Project Cost: \$233,672
 Total Project Authorizations: \$0
 Total Parcels: 0

| Phase | Fund | Year | Federal | State | Other | Total |
|-------|---------|------|-----------|-------|----------|-----------|
| CAP | Transit | 2024 | \$186,938 | \$0 | \$46,734 | \$233,672 |

Tift Totals Summary

County Summary excludes lump sum projects

| Project P## | Year | Phase | Fund | Federal | State | Other | Total |
|-------------|------|-------|---------|------------------|------------------|-----------------|------------------|
| 0019094 | 2024 | PE | NHPP | \$216,000 | \$54,000 | \$0 | \$270,000 |
| 0019094 | 2026 | ROW | NHPP | \$220,000 | \$55,000 | \$0 | \$275,000 |
| T007352 | 2024 | CAP | Transit | \$186,938 | \$0 | \$46,734 | \$233,672 |
| | | | | \$622,938 | \$109,000 | \$46,734 | \$778,672 |

Note: Cost estimates in this section show only the county’s portion of the project; If the totals are different from the list above it is an indication that the project is in multiple counties.



STATE TRANSPORTATION IMPROVEMENT PROGRAM

02/14/2023

DRAFT

Towns

Project: **0017737** Type Work: Replace Bridge
 Descp: SR 17/SR 75 @ SOAPSTONE CREEK
 Lanes: Exist. 2 Prop. 2 Length: 0.40

Total Project Cost: \$2,847,245
 Total Project Authorizations: \$1,162,000
 Total Parcels: 0

| Phase | Fund | Year | Federal | State | Other | Total |
|-------|------|------------|-----------|-----------|-------|-------------|
| PE | STBG | 2022 | \$929,600 | \$232,400 | \$0 | \$1,162,000 |
| ROW | STBG | 2025 | \$280,000 | \$70,000 | \$0 | \$350,000 |
| CST | STBG | After 2027 | \$989,187 | \$247,297 | \$0 | \$1,236,484 |
| UTL | STBG | After 2027 | \$79,009 | \$19,752 | \$0 | \$98,761 |

Project: **0019546** Type Work: Widening
 Descp: SR 2/SR 515 FROM E OF EARL SHELTON RD TO SAMPSON RD - PH II
 Lanes: Exist. 2 Prop. 4 Length: 3.20

Total Project Cost: \$60,000,000
 Total Project Authorizations: \$0
 Total Parcels: 0

| Phase | Fund | Year | Federal | State | Other | Total |
|-------|---------|------|--------------|-------|-------|--------------|
| CST | App Dev | 2024 | \$60,000,000 | \$0 | \$0 | \$60,000,000 |

In Towns, Union County

Project: **T007353** Type Work: Intermodal
 Descp: FY 2024-TOWNS COUNTY-SEC.5311-CAPITAL AND OPERATIONS
 Lanes: Exist. 0 Prop. 0 Length: 0.00

Total Project Cost: \$111,150
 Total Project Authorizations: \$0
 Total Parcels: 0

| Phase | Fund | Year | Federal | State | Other | Total |
|-------|---------|------|----------|-------|----------|-----------|
| CAP | Transit | 2024 | \$55,575 | \$0 | \$55,575 | \$111,150 |

Project: **T008251** Type Work: Intermodal
 Descp: FY 2025-TOWNS COUNTY-SEC.5311-CAPITAL AND OPERATIONS
 Lanes: Exist. Prop. Length:

Total Project Cost: \$131,648
 Total Project Authorizations: \$0
 Total Parcels: 0

| Phase | Fund | Year | Federal | State | Other | Total |
|-------|---------|------|----------|-------|----------|-----------|
| CAP | Transit | 2025 | \$65,824 | \$0 | \$65,824 | \$131,648 |

Project: **T008253** Type Work: Intermodal
 Descp: FY 2026-TOWNS COUNTY-SEC.5311-CAPITAL AND OPERATIONS
 Lanes: Exist. Prop. Length:

Total Project Cost: \$131,648
 Total Project Authorizations: \$0
 Total Parcels: 0

| Phase | Fund | Year | Federal | State | Other | Total |
|-------|---------|------|----------|-------|----------|-----------|
| CAP | Transit | 2026 | \$65,824 | \$0 | \$65,824 | \$131,648 |

STATE TRANSPORTATION IMPROVEMENT PROGRAM

02/14/2023

DRAFT

Project: **T008254** Type Work: Intermodal
 Descp: FY 2027-TOWNS COUNTY-SEC.5311-CAPITAL AND OPERATIONS
 Lanes: Exist. Prop. Length:

| Phase | Fund | Year | Federal | State | Other | Total |
|-------|---------|------|----------|-------|----------|-----------|
| CAP | Transit | 2027 | \$65,824 | \$0 | \$65,824 | \$131,648 |

Total Project Cost: \$131,648
 Total Project Authorizations: \$0
 Total Parcels: 0

Towns Totals Summary
 County Summary excludes lump sum projects

| Project P# | Year | Phase | Fund | Federal | State | Other | Total |
|------------|------|-------|---------|---------------------|-----------------|------------------|---------------------|
| 0017737 | 2025 | ROW | STBG | \$280,000 | \$70,000 | \$0 | \$350,000 |
| 0019546 | 2024 | CST | App Dev | \$25,200,000 | \$0 | \$0 | \$25,200,000 |
| T007353 | 2024 | CAP | Transit | \$55,575 | \$0 | \$55,575 | \$111,150 |
| T008251 | 2025 | CAP | Transit | \$65,824 | \$0 | \$65,824 | \$131,648 |
| T008253 | 2026 | CAP | Transit | \$65,824 | \$0 | \$65,824 | \$131,648 |
| T008254 | 2027 | CAP | Transit | \$65,824 | \$0 | \$65,824 | \$131,648 |
| | | | | \$25,733,047 | \$70,000 | \$253,047 | \$26,056,094 |

Note: Cost estimates in this section show only the county’s portion of the project; If the totals are different from the list above it is an indication that the project is in multiple counties.



STATE TRANSPORTATION IMPROVEMENT PROGRAM

02/14/2023

DRAFT

Troup

Project: **T007354** Type Work: Intermodal
 Descp: FY 2024-TROUP COUNTY-SEC.5311-CAPITAL AND OPERATIONS
 Lanes: Exist. 0 Prop. 0 Length: 0.00

| Phase | Fund | Year | Federal | State | Other | Total |
|-------|---------|------|-----------|-------|-----------|-----------|
| CAP | Transit | 2024 | \$260,455 | \$360 | \$257,935 | \$518,750 |

Total Project Cost: \$518,750
 Total Project Authorizations: \$0
 Total Parcels: 0

Project: **T008256** Type Work: Intermodal
 Descp: FY 2025-TROUP COUNTY-SEC.5311-CAPITAL AND OPERATIONS
 Lanes: Exist. Prop. Length:

| Phase | Fund | Year | Federal | State | Other | Total |
|-------|---------|------|-----------|-------|-----------|-----------|
| CAP | Transit | 2025 | \$451,206 | \$640 | \$112,162 | \$564,008 |

Total Project Cost: \$564,008
 Total Project Authorizations: \$0
 Total Parcels: 0

Project: **T008258** Type Work: Intermodal
 Descp: FY 2026-TROUP COUNTY-SEC.5311-CAPITAL AND OPERATIONS
 Lanes: Exist. Prop. Length:

| Phase | Fund | Year | Federal | State | Other | Total |
|-------|---------|------|-----------|-------|-----------|-----------|
| CAP | Transit | 2026 | \$451,206 | \$640 | \$112,162 | \$564,008 |

Total Project Cost: \$564,008
 Total Project Authorizations: \$0
 Total Parcels: 0

Project: **T008259** Type Work: Intermodal
 Descp: FY 2027-TROUP COUNTY-SEC.5311-CAPITAL AND OPERATIONS
 Lanes: Exist. Prop. Length:

| Phase | Fund | Year | Federal | State | Other | Total |
|-------|---------|------|-----------|-------|-----------|-----------|
| CAP | Transit | 2027 | \$451,206 | \$640 | \$112,162 | \$564,008 |

Total Project Cost: \$564,008
 Total Project Authorizations: \$0
 Total Parcels: 0

Troup Totals Summary

County Summary excludes lump sum projects

| Project P# | Year | Phase | Fund | Federal | State | Other | Total |
|------------|------|-------|---------|--------------------|----------------|------------------|--------------------|
| T007354 | 2024 | CAP | Transit | \$260,455 | \$360 | \$257,935 | \$518,750 |
| T008256 | 2025 | CAP | Transit | \$451,206 | \$640 | \$112,162 | \$564,008 |
| T008258 | 2026 | CAP | Transit | \$451,206 | \$640 | \$112,162 | \$564,008 |
| T008259 | 2027 | CAP | Transit | \$451,206 | \$640 | \$112,162 | \$564,008 |
| | | | | \$1,614,074 | \$2,280 | \$594,420 | \$2,210,774 |

Note: Cost estimates in this section show only the county's portion of the project; If the totals are different from the list above it is an indication that the project is in multiple counties.



STATE TRANSPORTATION IMPROVEMENT PROGRAM

02/14/2023

DRAFT

Turner

Project: **0016531** Type Work: Replace Bridge
 Descp: CR 26/BETHEL ROAD @ HAT CREEK 6.7 MI SE OF SYCAMORE
 Lanes: Exist. 2 Prop. 2 Length: 0.11
 Total Project Cost: \$3,594,000
 Total Project Authorizations: \$1,544,000
 Total Parcels: 4

| Phase | Fund | Year | Federal | State | Other | Total |
|-------|------|------|-------------|-----------|-------|-------------|
| PE | STBG | 2020 | \$943,200 | \$235,800 | \$0 | \$1,179,000 |
| PE | STBG | 2021 | \$292,000 | \$73,000 | \$0 | \$365,000 |
| ROW | STBG | 2024 | \$200,000 | \$50,000 | \$0 | \$250,000 |
| CST | STBG | 2026 | \$1,360,000 | \$340,000 | \$0 | \$1,700,000 |
| UTL | STBG | 2026 | \$80,000 | \$20,000 | \$0 | \$100,000 |

Project: **T007355** Type Work: Intermodal
 Descp: FY 2024-TURNER COUNTY-SEC.5311-CAPITAL AND OPERATIONS
 Lanes: Exist. 0 Prop. 0 Length: 0.00
 Total Project Cost: \$130,726
 Total Project Authorizations: \$0
 Total Parcels: 0

| Phase | Fund | Year | Federal | State | Other | Total |
|-------|---------|------|-----------|-------|----------|-----------|
| CAP | Transit | 2024 | \$104,581 | \$0 | \$26,145 | \$130,726 |

Turner Totals Summary
 County Summary excludes lump sum projects

| Project P# | Year | Phase | Fund | Federal | State | Other | Total |
|------------|------|-------|---------|--------------------|------------------|-----------------|--------------------|
| 0016531 | 2024 | ROW | STBG | \$200,000 | \$50,000 | \$0 | \$250,000 |
| 0016531 | 2026 | CST | STBG | \$1,360,000 | \$340,000 | \$0 | \$1,700,000 |
| 0016531 | 2026 | UTL | STBG | \$80,000 | \$20,000 | \$0 | \$100,000 |
| T007355 | 2024 | CAP | Transit | \$104,581 | \$0 | \$26,145 | \$130,726 |
| | | | | \$1,744,581 | \$410,000 | \$26,145 | \$2,180,726 |

Note: Cost estimates in this section show only the county’s portion of the project; If the totals are different from the list above it is an indication that the project is in multiple counties.



STATE TRANSPORTATION IMPROVEMENT PROGRAM

02/14/2023

DRAFT

Twiggs

Project: **T007331** Type Work: Intermodal
 Descp: FY 2024-MIDDLE GEORGIA RC-SEC.5311-MOBILITY MGMT
 Lanes: Exist. 0 Prop. 0 Length: 0.00

| Phase | Fund | Year | Federal | State | Other | Total |
|-------|---------|------|-----------|-------|----------|-----------|
| CAP | Transit | 2024 | \$104,000 | \$0 | \$26,000 | \$130,000 |

Total Project Cost: \$130,000
 Total Project Authorizations: \$0
 Total Parcels: 0

In Baldwin, Bibb, Crawford, Houston, Jones, Monroe, Peach, Pulaski, Putnam, Twiggs, Wilkinson County

Project: **T007356** Type Work: Intermodal
 Descp: FY 2024-TWIGGS COUNTY-SEC.5311-CAPITAL AND OPERATIONS
 Lanes: Exist. 0 Prop. 0 Length: 0.00

| Phase | Fund | Year | Federal | State | Other | Total |
|-------|---------|------|-----------|---------|----------|-----------|
| CAP | Transit | 2024 | \$123,930 | \$6,827 | \$76,140 | \$206,897 |

Total Project Cost: \$206,897
 Total Project Authorizations: \$0
 Total Parcels: 0

Project: **T008219** Type Work: Intermodal
 Descp: FY 2025-TWIGGS COUNTY-SEC.5311-CAPITAL AND OPERATIONS
 Lanes: Exist. 0 Prop. 0 Length: 0.00

| Phase | Fund | Year | Federal | State | Other | Total |
|-------|---------|------|-----------|---------|----------|-----------|
| CAP | Transit | 2025 | \$123,930 | \$6,827 | \$76,140 | \$206,897 |

Total Project Cost: \$206,897
 Total Project Authorizations: \$0
 Total Parcels: 0

Project: **T008355** Type Work: Intermodal
 Descp: FY 2025-MIDDLE GEORGIA RC-SEC.5311-MOBILITY MGMT
 Lanes: Exist. Prop. Length:

| Phase | Fund | Year | Federal | State | Other | Total |
|-------|---------|------|----------|---------|---------|----------|
| CAP | Transit | 2025 | \$48,000 | \$6,000 | \$6,000 | \$60,000 |

Total Project Cost: \$60,000
 Total Project Authorizations: \$0
 Total Parcels: 0

In Baldwin, Bibb, Crawford, Houston, Jones, Monroe, Peach, Pulaski, Putnam, Twiggs, Wilkinson County

Project: **T008356** Type Work: Intermodal
 Descp: FY 2026-MIDDLE GEORGIA RC-SEC.5311-MOBILITY MGMT
 Lanes: Exist. Prop. Length:

| Phase | Fund | Year | Federal | State | Other | Total |
|-------|---------|------|----------|---------|---------|----------|
| CAP | Transit | 2026 | \$48,000 | \$6,000 | \$6,000 | \$60,000 |

Total Project Cost: \$60,000
 Total Project Authorizations: \$0
 Total Parcels: 0

In Baldwin, Bibb, Crawford, Houston, Jones, Monroe, Peach, Pulaski, Putnam, Twiggs, Wilkinson County

STATE TRANSPORTATION IMPROVEMENT PROGRAM

02/14/2023

DRAFT

Project: **T008357** Type Work: Intermodal
 Descp: FY 2027-MIDDLE GEORGIA RC-SEC.5311-MOBILITY MGMT
 Lanes: Exist. Prop. Length:

| Phase | Fund | Year | Federal | State | Other | Total |
|-------|---------|------|----------|---------|---------|----------|
| CAP | Transit | 2027 | \$48,000 | \$6,000 | \$6,000 | \$60,000 |

Total Project Cost: \$60,000
 Total Project Authorizations: \$0
 Total Parcels: 0

In Baldwin, Bibb, Crawford, Houston, Jones, Monroe, Peach, Pulaski, Putnam, Twiggs, Wilkinson County

Project: **T008429** Type Work: Intermodal
 Descp: FY 2026-TWIGGS COUNTY-SEC.5311-CAPITAL AND OPERATIONS
 Lanes: Exist. 0 Prop. 0 Length: 0.00

| Phase | Fund | Year | Federal | State | Other | Total |
|-------|---------|------|-----------|---------|----------|-----------|
| CAP | Transit | 2026 | \$123,930 | \$6,827 | \$76,140 | \$206,897 |

Total Project Cost: \$206,897
 Total Project Authorizations: \$0
 Total Parcels: 0

Project: **T008430** Type Work: Intermodal
 Descp: FY 2027-TWIGGS COUNTY-SEC.5311-CAPITAL AND OPERATIONS
 Lanes: Exist. Prop. Length:

| Phase | Fund | Year | Federal | State | Other | Total |
|-------|---------|------|-----------|---------|----------|-----------|
| CAP | Transit | 2027 | \$123,930 | \$6,827 | \$76,140 | \$206,897 |

Total Project Cost: \$206,897
 Total Project Authorizations: \$0
 Total Parcels: 0

Twiggs Totals Summary
 County Summary excludes lump sum projects

| Project P# | Year | Phase | Fund | Federal | State | Other | Total |
|------------|------|-------|---------|------------------|-----------------|------------------|------------------|
| T007331 | 2024 | CAP | Transit | \$14,560 | \$0 | \$3,640 | \$18,200 |
| T007356 | 2024 | CAP | Transit | \$123,930 | \$6,827 | \$76,140 | \$206,897 |
| T008219 | 2025 | CAP | Transit | \$123,930 | \$6,827 | \$76,140 | \$206,897 |
| T008355 | 2025 | CAP | Transit | \$6,720 | \$840 | \$840 | \$8,400 |
| T008356 | 2026 | CAP | Transit | \$6,720 | \$840 | \$840 | \$8,400 |
| T008357 | 2027 | CAP | Transit | \$6,720 | \$840 | \$840 | \$8,400 |
| T008429 | 2026 | CAP | Transit | \$123,930 | \$6,827 | \$76,140 | \$206,897 |
| T008430 | 2027 | CAP | Transit | \$123,930 | \$6,827 | \$76,140 | \$206,897 |
| | | | | \$530,440 | \$29,828 | \$310,720 | \$870,988 |

Note: Cost estimates in this section show only the county’s portion of the project; If the totals are different from the list above it is an indication that the project is in multiple counties.



STATE TRANSPORTATION IMPROVEMENT PROGRAM

02/14/2023

DRAFT

Union

Project: **0007055** Type Work: Replace Bridge
 Descp: SR 180 @ SLAUGHTER CREEK
 Lanes: Exist. 2 Prop. 2 Length: 0.10

Total Project Cost: \$5,056,273
 Total Project Authorizations: \$1,958,190
 Total Parcels: 0

| Phase | Fund | Year | Federal | State | Other | Total |
|-------|---------|------|-------------|-----------|-------|-------------|
| PE | Bridge | 2014 | \$1,086,552 | \$271,638 | \$0 | \$1,358,190 |
| CST | PROTECT | 2024 | \$2,448,158 | \$612,040 | \$0 | \$3,060,198 |
| UTL | STBG | 2024 | \$30,308 | \$7,577 | \$0 | \$37,885 |

Project: **0018253** Type Work: Replace Bridge
 Descp: CR 129/BYERS ROAD @ YOUNGCANE CREEK 6.9 MI W OF BLAIRSVILLE
 Lanes: Exist. 2 Prop. 2 Length: 0.40

Total Project Cost: \$1,635,000
 Total Project Authorizations: \$550,000
 Total Parcels: 0

| Phase | Fund | Year | Federal | State | Other | Total |
|-------|-------|------|-----------|-----------|----------|-----------|
| PE | STBG | 2023 | \$440,000 | \$110,000 | \$0 | \$550,000 |
| ROW | STBG | 2025 | \$220,000 | \$55,000 | \$0 | \$275,000 |
| ROW | Local | 2025 | \$0 | \$0 | \$50,000 | \$50,000 |
| CST | STBG | 2027 | \$560,000 | \$140,000 | \$0 | \$700,000 |
| UTL | STBG | 2027 | \$48,000 | \$12,000 | \$0 | \$60,000 |

Project: **0019546** Type Work: Widening
 Descp: SR 2/SR 515 FROM E OF EARL SHELTON RD TO SAMPSON RD - PH II
 Lanes: Exist. 2 Prop. 4 Length: 3.20

Total Project Cost: \$60,000,000
 Total Project Authorizations: \$0
 Total Parcels: 0

| Phase | Fund | Year | Federal | State | Other | Total |
|-------|---------|------|--------------|-------|-------|--------------|
| CST | App Dev | 2024 | \$60,000,000 | \$0 | \$0 | \$60,000,000 |

In Towns, Union County

Project: **T007357** Type Work: Intermodal
 Descp: FY 2024-UNION COUNTY-SEC.5311-CAPITAL AND OPERATIONS
 Lanes: Exist. 1 Prop. 0 Length: 0.00

Total Project Cost: \$246,024
 Total Project Authorizations: \$0
 Total Parcels: 0

| Phase | Fund | Year | Federal | State | Other | Total |
|-------|---------|------|-----------|----------|----------|-----------|
| CAP | Transit | 2024 | \$165,360 | \$14,116 | \$66,548 | \$246,024 |

Project: **T008432** Type Work: Intermodal
 Descp: FY 2025-UNION COUNTY-SEC.5311-CAPITAL AND OPERATIONS
 Lanes: Exist. 1 Prop. 0 Length: 0.00

Total Project Cost: \$246,024
 Total Project Authorizations: \$0
 Total Parcels: 0

| Phase | Fund | Year | Federal | State | Other | Total |
|-------|---------|------|-----------|----------|----------|-----------|
| CAP | Transit | 2025 | \$165,360 | \$14,116 | \$66,548 | \$246,024 |

STATE TRANSPORTATION IMPROVEMENT PROGRAM

02/14/2023

DRAFT

Project: **T008433** Type Work: Intermodal
 Descp: FY 2026-UNION COUNTY-SEC.5311-CAPITAL AND OPERATIONS
 Lanes: Exist. Prop. Length:
 Total Project Cost: \$246,024
 Total Project Authorizations: \$0
 Total Parcels: 0

| Phase | Fund | Year | Federal | State | Other | Total |
|-------|---------|------|-----------|----------|----------|-----------|
| CAP | Transit | 2026 | \$165,360 | \$14,116 | \$66,548 | \$246,024 |

Project: **T008434** Type Work: Intermodal
 Descp: FY 2027-UNION COUNTY-SEC.5311-CAPITAL AND OPERATIONS
 Lanes: Exist. 1 Prop. 0 Length: 0.00
 Total Project Cost: \$246,024
 Total Project Authorizations: \$0
 Total Parcels: 0

| Phase | Fund | Year | Federal | State | Other | Total |
|-------|---------|------|-----------|----------|----------|-----------|
| CAP | Transit | 2027 | \$165,360 | \$14,116 | \$66,548 | \$246,024 |

Union Totals Summary

County Summary excludes lump sum projects

| Project P# | Year | Phase | Fund | Federal | State | Other | Total |
|------------|------|-------|---------|---------------------|------------------|------------------|---------------------|
| 0007055 | 2024 | CST | PROTECT | \$2,448,158 | \$612,040 | \$0 | \$3,060,198 |
| 0007055 | 2024 | UTL | STBG | \$30,308 | \$7,577 | \$0 | \$37,885 |
| 0018253 | 2025 | ROW | Local | \$0 | \$0 | \$50,000 | \$50,000 |
| 0018253 | 2025 | ROW | STBG | \$220,000 | \$55,000 | \$0 | \$275,000 |
| 0018253 | 2027 | CST | STBG | \$560,000 | \$140,000 | \$0 | \$700,000 |
| 0018253 | 2027 | UTL | STBG | \$48,000 | \$12,000 | \$0 | \$60,000 |
| 0019546 | 2024 | CST | App Dev | \$34,800,000 | \$0 | \$0 | \$34,800,000 |
| T007357 | 2024 | CAP | Transit | \$165,360 | \$14,116 | \$66,548 | \$246,024 |
| T008432 | 2025 | CAP | Transit | \$165,360 | \$14,116 | \$66,548 | \$246,024 |
| T008433 | 2026 | CAP | Transit | \$165,360 | \$14,116 | \$66,548 | \$246,024 |
| T008434 | 2027 | CAP | Transit | \$165,360 | \$14,116 | \$66,548 | \$246,024 |
| | | | | \$38,767,906 | \$883,081 | \$316,192 | \$39,967,179 |

Note: Cost estimates in this section show only the county’s portion of the project; If the totals are different from the list above it is an indication that the project is in multiple counties.



STATE TRANSPORTATION IMPROVEMENT PROGRAM

02/14/2023

DRAFT

Upson

Project: **0015615** Type Work: Replace Bridge
 Descp: CR 422/JEFF DAVIS ROAD @ TEN MILE CREEK 2 MI NW OF THOMASTON
 Lanes: Exist. 2 Prop. 2 Length: 0.20

Total Project Cost: \$4,455,328
 Total Project Authorizations: \$1,557,000
 Total Parcels: 4
 Project Details: Replaces a structurally deficient substandard local system bridge.

| Phase | Fund | Year | Federal | State | Other | Total |
|-------|---------|------|-------------|-----------|-----------|-------------|
| PE | STBG | 2019 | \$988,800 | \$247,200 | \$0 | \$1,236,000 |
| ROW | Local | 2020 | \$0 | \$0 | \$201,000 | \$201,000 |
| ROW | STBG | 2022 | \$96,000 | \$24,000 | \$0 | \$120,000 |
| CST | PROTECT | 2024 | \$2,313,068 | \$578,267 | \$0 | \$2,891,335 |
| UTL | PROTECT | 2024 | \$5,595 | \$1,399 | \$0 | \$6,994 |

Project: **0017238** Type Work: Replace Bridge
 Descp: SR 36 @ JERRY REEVES CREEK
 Lanes: Exist. 2 Prop. 2 Length: 0.40

Total Project Cost: \$2,619,086
 Total Project Authorizations: \$965,000
 Total Parcels: 4

Project Details: Replaces a deficient CMP bridge culvert.

| Phase | Fund | Year | Federal | State | Other | Total |
|-------|------|------------|-----------|-----------|-------|-------------|
| PE | STP | 2022 | \$172,000 | \$43,000 | \$0 | \$215,000 |
| PE | STBG | 2022 | \$600,000 | \$150,000 | \$0 | \$750,000 |
| ROW | STBG | 2025 | \$280,000 | \$70,000 | \$0 | \$350,000 |
| CST | STBG | After 2027 | \$966,932 | \$241,733 | \$0 | \$1,208,665 |
| UTL | STBG | After 2027 | \$76,337 | \$19,084 | \$0 | \$95,421 |

Project: **0017940** Type Work: Replace Bridge
 Descp: SR 74 @ ELKINS CREEK
 Lanes: Exist. 2 Prop. 2 Length: 0.40

Total Project Cost: \$5,167,521
 Total Project Authorizations: \$1,067,521
 Total Parcels: 4

In Pike, Upson County

| Phase | Fund | Year | Federal | State | Other | Total |
|-------|------|------------|-------------|-----------|-------|-------------|
| PE | STBG | 2022 | \$854,017 | \$213,504 | \$0 | \$1,067,521 |
| ROW | STBG | 2025 | \$240,000 | \$60,000 | \$0 | \$300,000 |
| CST | STBG | After 2027 | \$3,040,000 | \$760,000 | \$0 | \$3,800,000 |

Project: **342880-** Type Work: Replace Bridge
 Descp: CR 22/HANNAH MILL ROAD @ POTATO CREEK NW EDGE OF THOMASTON
 Lanes: Exist. 2 Prop. 2 Length: 0.40

Total Project Cost: \$6,825,000
 Total Project Authorizations: \$0
 Total Parcels: 4

| Phase | Fund | Year | Federal | State | Other | Total |
|-------|------|------------|-------------|-------------|-------|-------------|
| PE | STBG | 2024 | \$320,000 | \$80,000 | \$0 | \$400,000 |
| ROW | STBG | 2026 | \$60,000 | \$15,000 | \$0 | \$75,000 |
| CST | STBG | After 2027 | \$4,800,000 | \$1,200,000 | \$0 | \$6,000,000 |
| UTL | STBG | After 2027 | \$280,000 | \$70,000 | \$0 | \$350,000 |

Project: **T007351** Type Work: Intermodal
 Descp: FY 2024-THREE RIVERS RC-SEC.5311-CAPITAL AND OPERATIONS
 Lanes: Exist. 0 Prop. 0 Length: 0.00

Total Project Cost: \$2,241,000
 Total Project Authorizations: \$0
 Total Parcels: 0

In Butts, Carroll, Lamar, Meriwether, Pike, Spalding, Upson County

| Phase | Fund | Year | Federal | State | Other | Total |
|-------|---------|------|-------------|----------|-------------|-------------|
| CAP | Transit | 2024 | \$1,190,999 | \$23,500 | \$1,026,501 | \$2,241,000 |

STATE TRANSPORTATION IMPROVEMENT PROGRAM

02/14/2023

DRAFT

Upson Totals Summary

County Summary excludes lump sum projects

| Project P# | Year | Phase | Fund | Federal | State | Other | Total |
|-------------------|-------------|--------------|-------------|--------------------|------------------|------------------|--------------------|
| 0015615 | 2024 | CST | PROTECT | \$2,313,068 | \$578,267 | \$0 | \$2,891,335 |
| 0015615 | 2024 | UTL | PROTECT | \$5,595 | \$1,399 | \$0 | \$6,994 |
| 0017238 | 2025 | ROW | STBG | \$280,000 | \$70,000 | \$0 | \$350,000 |
| 0017940 | 2025 | ROW | STBG | \$120,000 | \$30,000 | \$0 | \$150,000 |
| 342880- | 2024 | PE | STBG | \$320,000 | \$80,000 | \$0 | \$400,000 |
| 342880- | 2026 | ROW | STBG | \$60,000 | \$15,000 | \$0 | \$75,000 |
| T007351 | 2024 | CAP | Transit | \$142,920 | \$2,820 | \$123,180 | \$268,920 |
| | | | | \$3,241,583 | \$777,486 | \$123,180 | \$4,142,248 |

Note: Cost estimates in this section show only the county’s portion of the project; If the totals are different from the list above it is an indication that the project is in multiple counties.



STATE TRANSPORTATION IMPROVEMENT PROGRAM

02/14/2023

DRAFT

Walker

Project: **0018254** Type Work: Replace Bridge
 Descp: EAST ARMUCHEE RD @ EAST ARMUCHEE CREEK 1.5 MI S OF VILLANOW
 Lanes: Exist. 2 Prop. 2 Length: 0.40
 Total Project Cost: \$2,735,000
 Total Project Authorizations: \$750,000
 Total Parcels: 0

| Phase | Fund | Year | Federal | State | Other | Total |
|-------|-------|------|-------------|-----------|----------|-------------|
| PE | STBG | 2023 | \$600,000 | \$150,000 | \$0 | \$750,000 |
| ROW | Local | 2025 | \$0 | \$0 | \$50,000 | \$50,000 |
| ROW | BFP | 2025 | \$220,000 | \$55,000 | \$0 | \$275,000 |
| CST | BFP | 2027 | \$1,280,000 | \$320,000 | \$0 | \$1,600,000 |
| UTL | BFP | 2027 | \$48,000 | \$12,000 | \$0 | \$60,000 |

Project: **0019191** Type Work: Replace Bridge
 Descp: CR 26/MANNING MILL ROAD @ GREENBUSH BRANCH SE OF LAFAYETTE
 Lanes: Exist. 2 Prop. 2 Length: 0.20
 Total Project Cost: \$1,875,000
 Total Project Authorizations: \$0
 Total Parcels: 0

| Phase | Fund | Year | Federal | State | Other | Total |
|-------|------|------------|-----------|-----------|-------|-------------|
| PE | STBG | 2023 | \$308,000 | \$77,000 | \$0 | \$385,000 |
| PE | STBG | 2024 | \$132,000 | \$33,000 | \$0 | \$165,000 |
| ROW | STBG | 2026 | \$220,000 | \$55,000 | \$0 | \$275,000 |
| CST | STBG | After 2027 | \$800,000 | \$200,000 | \$0 | \$1,000,000 |
| UTL | STBG | After 2027 | \$40,000 | \$10,000 | \$0 | \$50,000 |

Project: **0019192** Type Work: Replace Bridge
 Descp: CR 26/MANNING MILL ROAD @ WEST ARMUCHEE CREEK TRIB
 Lanes: Exist. 2 Prop. 2 Length: 0.20
 Total Project Cost: \$1,875,000
 Total Project Authorizations: \$0
 Total Parcels: 0

| Phase | Fund | Year | Federal | State | Other | Total |
|-------|------|------------|-----------|-----------|-------|-------------|
| PE | STBG | 2023 | \$308,000 | \$77,000 | \$0 | \$385,000 |
| PE | STBG | 2024 | \$132,000 | \$33,000 | \$0 | \$165,000 |
| ROW | STBG | 2026 | \$220,000 | \$55,000 | \$0 | \$275,000 |
| CST | STBG | After 2027 | \$800,000 | \$200,000 | \$0 | \$1,000,000 |
| UTL | STBG | After 2027 | \$40,000 | \$10,000 | \$0 | \$50,000 |

Project: **0019193** Type Work: Replace Bridge
 Descp: CR 48/LEE SCHOOL ROAD @ CANE CREEK 5.7 MI S OF LAFAYETTE
 Lanes: Exist. 2 Prop. 2 Length: 0.20
 Total Project Cost: \$2,175,000
 Total Project Authorizations: \$0
 Total Parcels: 0

| Phase | Fund | Year | Federal | State | Other | Total |
|-------|------|------------|-----------|-----------|-------|-------------|
| PE | STBG | 2026 | \$680,000 | \$170,000 | \$0 | \$850,000 |
| ROW | STBG | After 2027 | \$220,000 | \$55,000 | \$0 | \$275,000 |
| CST | STBG | After 2027 | \$800,000 | \$200,000 | \$0 | \$1,000,000 |
| UTL | STBG | After 2027 | \$40,000 | \$10,000 | \$0 | \$50,000 |

Project: **0019194** Type Work: Replace Bridge
 Descp: CR 107/ANDREWS LANE @ WEST CHICKAMAUGA CREEK W OF LAFAYETTE
 Lanes: Exist. 2 Prop. 2 Length: 0.20
 Total Project Cost: \$1,875,000
 Total Project Authorizations: \$0
 Total Parcels: 0

| Phase | Fund | Year | Federal | State | Other | Total |
|-------|------|------------|-----------|-----------|-------|-------------|
| PE | STBG | 2023 | \$308,000 | \$77,000 | \$0 | \$385,000 |
| PE | STBG | 2024 | \$132,000 | \$33,000 | \$0 | \$165,000 |
| ROW | STBG | 2026 | \$220,000 | \$55,000 | \$0 | \$275,000 |
| CST | STBG | After 2027 | \$800,000 | \$200,000 | \$0 | \$1,000,000 |
| UTL | STBG | After 2027 | \$40,000 | \$10,000 | \$0 | \$50,000 |

STATE TRANSPORTATION IMPROVEMENT PROGRAM

02/14/2023

DRAFT

Project: **0019195** Type Work: Replace Bridge
 Descp: CR 112/WEST COVE RD @ TRICKUM BRANCH 8.2 MI W OF LAFAYETTE
 Lanes: Exist. 2 Prop. 2 Length: 0.20
 Total Project Cost: \$1,875,000
 Total Project Authorizations: \$0
 Total Parcels: 0

| Phase | Fund | Year | Federal | State | Other | Total |
|-------|------|------------|-----------|-----------|-------|-------------|
| PE | STBG | 2023 | \$308,000 | \$77,000 | \$0 | \$385,000 |
| PE | STBG | 2024 | \$132,000 | \$33,000 | \$0 | \$165,000 |
| ROW | STBG | 2026 | \$220,000 | \$55,000 | \$0 | \$275,000 |
| CST | STBG | After 2027 | \$800,000 | \$200,000 | \$0 | \$1,000,000 |
| UTL | STBG | After 2027 | \$40,000 | \$10,000 | \$0 | \$50,000 |

Project: **0019196** Type Work: Replace Bridge
 Descp: CR 716/HOG JOWL ROAD @ POCKET BRANCH 6.4 MI W OF LAFAYETTE
 Lanes: Exist. 2 Prop. 2 Length: 0.20
 Total Project Cost: \$1,883,000
 Total Project Authorizations: \$0
 Total Parcels: 0

| Phase | Fund | Year | Federal | State | Other | Total |
|-------|------|------------|-----------|-----------|-------|-------------|
| PE | STBG | 2023 | \$308,000 | \$77,000 | \$0 | \$385,000 |
| PE | STBG | 2024 | \$132,000 | \$33,000 | \$0 | \$165,000 |
| ROW | STBG | 2026 | \$226,400 | \$56,600 | \$0 | \$283,000 |
| CST | STBG | After 2027 | \$800,000 | \$200,000 | \$0 | \$1,000,000 |
| UTL | STBG | After 2027 | \$40,000 | \$10,000 | \$0 | \$50,000 |

Project: **T007358** Type Work: Intermodal
 Descp: FY 2024-WALKER COUNTY-SEC.5311-CAPITAL AND OPERATIONS
 Lanes: Exist. 0 Prop. 0 Length: 0.00
 Total Project Cost: \$814,169
 Total Project Authorizations: \$0
 Total Parcels: 0

| Phase | Fund | Year | Federal | State | Other | Total |
|-------|---------|------|-----------|----------|-----------|-----------|
| CAP | Transit | 2024 | \$454,463 | \$15,793 | \$343,913 | \$814,169 |

Project: **T008436** Type Work: Intermodal
 Descp: FY 2025-WALKER COUNTY-SEC.5311-CAPITAL AND OPERATIONS
 Lanes: Exist. Prop. Length:
 Total Project Cost: \$814,169
 Total Project Authorizations: \$0
 Total Parcels: 0

| Phase | Fund | Year | Federal | State | Other | Total |
|-------|---------|------|-----------|----------|-----------|-----------|
| CAP | Transit | 2025 | \$454,463 | \$15,793 | \$343,913 | \$814,169 |

Project: **T008437** Type Work: Intermodal
 Descp: FY 2026-WALKER COUNTY-SEC.5311-CAPITAL AND OPERATIONS
 Lanes: Exist. Prop. Length:
 Total Project Cost: \$814,169
 Total Project Authorizations: \$0
 Total Parcels: 0

| Phase | Fund | Year | Federal | State | Other | Total |
|-------|---------|------|-----------|----------|-----------|-----------|
| CAP | Transit | 2026 | \$454,463 | \$15,793 | \$343,913 | \$814,169 |

Project: **T008438** Type Work: Intermodal
 Descp: FY 2027-WALKER COUNTY-SEC.5311-CAPITAL AND OPERATIONS
 Lanes: Exist. Prop. Length:
 Total Project Cost: \$814,169
 Total Project Authorizations: \$0
 Total Parcels: 0

| Phase | Fund | Year | Federal | State | Other | Total |
|-------|---------|------|-----------|----------|-----------|-----------|
| CAP | Transit | 2027 | \$454,463 | \$15,793 | \$343,913 | \$814,169 |

STATE TRANSPORTATION IMPROVEMENT PROGRAM

02/14/2023

DRAFT

Walker Totals Summary

County Summary excludes lump sum projects

| Project P# | Year | Phase | Fund | Federal | State | Other | Total |
|------------|------|-------|---------|--------------------|--------------------|--------------------|--------------------|
| 0018254 | 2025 | ROW | BFP | \$220,000 | \$55,000 | \$0 | \$275,000 |
| 0018254 | 2025 | ROW | Local | \$0 | \$0 | \$50,000 | \$50,000 |
| 0018254 | 2027 | CST | BFP | \$1,280,000 | \$320,000 | \$0 | \$1,600,000 |
| 0018254 | 2027 | UTL | BFP | \$48,000 | \$12,000 | \$0 | \$60,000 |
| 0019191 | 2024 | PE | STBG | \$132,000 | \$33,000 | \$0 | \$165,000 |
| 0019191 | 2026 | ROW | STBG | \$220,000 | \$55,000 | \$0 | \$275,000 |
| 0019192 | 2024 | PE | STBG | \$132,000 | \$33,000 | \$0 | \$165,000 |
| 0019192 | 2026 | ROW | STBG | \$220,000 | \$55,000 | \$0 | \$275,000 |
| 0019193 | 2026 | PE | STBG | \$680,000 | \$170,000 | \$0 | \$850,000 |
| 0019194 | 2024 | PE | STBG | \$132,000 | \$33,000 | \$0 | \$165,000 |
| 0019194 | 2026 | ROW | STBG | \$220,000 | \$55,000 | \$0 | \$275,000 |
| 0019195 | 2024 | PE | STBG | \$132,000 | \$33,000 | \$0 | \$165,000 |
| 0019195 | 2026 | ROW | STBG | \$220,000 | \$55,000 | \$0 | \$275,000 |
| 0019196 | 2024 | PE | STBG | \$132,000 | \$33,000 | \$0 | \$165,000 |
| 0019196 | 2026 | ROW | STBG | \$226,400 | \$56,600 | \$0 | \$283,000 |
| T007358 | 2024 | CAP | Transit | \$454,463 | \$15,793 | \$343,913 | \$814,169 |
| T008436 | 2025 | CAP | Transit | \$454,463 | \$15,793 | \$343,913 | \$814,169 |
| T008437 | 2026 | CAP | Transit | \$454,463 | \$15,793 | \$343,913 | \$814,169 |
| T008438 | 2027 | CAP | Transit | \$454,463 | \$15,793 | \$343,913 | \$814,169 |
| | | | | \$5,812,252 | \$1,061,772 | \$1,425,652 | \$8,299,676 |

Note: Cost estimates in this section show only the county’s portion of the project; If the totals are different from the list above it is an indication that the project is in multiple counties.



STATE TRANSPORTATION IMPROVEMENT PROGRAM

02/14/2023

DRAFT

Walton

Project: **0013998** Type Work: Replace Bridge
 Descp: SR 186 @ APALACHEE RIVER
 Lanes: Exist. 2 Prop. 2 Length: 1.13

Total Project Cost: \$9,765,770
 Total Project Authorizations: \$3,595,000
 Total Parcels: 8

Project Details: Replaces a substandard deteriorated bridge.

In Oconee, Walton County

| Phase | Fund | Year | Federal | State | Other | Total |
|-------|------|------|-------------|-------------|-------|-------------|
| PE | STBG | 2017 | \$1,812,000 | \$453,000 | \$0 | \$2,265,000 |
| ROW | STBG | 2022 | \$1,064,000 | \$266,000 | \$0 | \$1,330,000 |
| CST | STBG | 2024 | \$4,936,616 | \$1,234,154 | \$0 | \$6,170,770 |

Project: **0017942** Type Work: Replace Bridge
 Descp: SR 138 @ ALCOVY RIVER
 Lanes: Exist. 2 Prop. 2 Length: 0.40

Total Project Cost: \$5,600,000
 Total Project Authorizations: \$1,000,000
 Total Parcels: 0

| Phase | Fund | Year | Federal | State | Other | Total |
|-------|------|------------|-------------|-----------|-------|-------------|
| PE | NHPP | 2023 | \$800,000 | \$200,000 | \$0 | \$1,000,000 |
| ROW | NHPP | 2025 | \$240,000 | \$60,000 | \$0 | \$300,000 |
| CST | NHPP | After 2027 | \$3,440,000 | \$860,000 | \$0 | \$4,300,000 |

Project: **0017943** Type Work: Replace Bridge
 Descp: SR 186 @ JACKS CREEK
 Lanes: Exist. 2 Prop. 2 Length: 0.40

Total Project Cost: \$5,107,500
 Total Project Authorizations: \$1,007,500
 Total Parcels: 0

| Phase | Fund | Year | Federal | State | Other | Total |
|-------|------|------------|-------------|-----------|-------|-------------|
| PE | STBG | 2022 | \$806,000 | \$201,500 | \$0 | \$1,007,500 |
| ROW | STBG | 2025 | \$240,000 | \$60,000 | \$0 | \$300,000 |
| CST | STBG | After 2027 | \$3,040,000 | \$760,000 | \$0 | \$3,800,000 |

Project: **0019253** Type Work: Grade Separation
 Descp: SR 12 FROM E HIGHTOWER TRAIL TO W DIXIE HWY @ 2 NEW CSX LOCS
 Lanes: Exist. 2 Prop. 2 Length: 0.40

Total Project Cost: \$19,737,416
 Total Project Authorizations: \$1,237,416
 Total Parcels: 0

| Phase | Fund | Year | Federal | State | Other | Total |
|-------|------|------|--------------|-------------|-------|--------------|
| PE | STBG | 2023 | \$989,933 | \$247,483 | \$0 | \$1,237,416 |
| ROW | STBG | 2023 | \$480,000 | \$120,000 | \$0 | \$600,000 |
| CST | STBG | 2026 | \$14,160,000 | \$3,540,000 | \$0 | \$17,700,000 |
| UTL | STBG | 2026 | \$160,000 | \$40,000 | \$0 | \$200,000 |

Project: **T007359** Type Work: Intermodal
 Descp: FY 2024-CITY OF SOCIAL CIRCLE-SEC.5311-CAPITAL AND OPERATION
 Lanes: Exist. 0 Prop. 0 Length: 0.00

Total Project Cost: \$77,418
 Total Project Authorizations: \$0
 Total Parcels: 0

| Phase | Fund | Year | Federal | State | Other | Total |
|-------|---------|------|----------|-------|----------|----------|
| CAP | Transit | 2024 | \$61,934 | \$0 | \$15,484 | \$77,418 |

STATE TRANSPORTATION IMPROVEMENT PROGRAM

02/14/2023

DRAFT

Walton Totals Summary

County Summary excludes lump sum projects

| Project P# | Year | Phase | Fund | Federal | State | Other | Total |
|-------------------|-------------|--------------|-------------|---------------------|--------------------|-----------------|---------------------|
| 0013998 | 2024 | CST | STBG | \$1,579,717 | \$394,929 | \$0 | \$1,974,646 |
| 0017942 | 2025 | ROW | NHPP | \$240,000 | \$60,000 | \$0 | \$300,000 |
| 0017943 | 2025 | ROW | STBG | \$240,000 | \$60,000 | \$0 | \$300,000 |
| 0019253 | 2026 | CST | STBG | \$14,160,000 | \$3,540,000 | \$0 | \$17,700,000 |
| 0019253 | 2026 | UTL | STBG | \$160,000 | \$40,000 | \$0 | \$200,000 |
| T007359 | 2024 | CAP | Transit | \$61,934 | \$0 | \$15,484 | \$77,418 |
| | | | | \$16,441,651 | \$4,094,929 | \$15,484 | \$20,552,064 |

Note: Cost estimates in this section show only the county’s portion of the project; If the totals are different from the list above it is an indication that the project is in multiple counties.



STATE TRANSPORTATION IMPROVEMENT PROGRAM

02/14/2023

DRAFT

Ware

Project: **0013539** Type Work: Bridges
 Descp: SR 4BU/US 1BU/US 23BU @ CSX #637621H - GRADE SEPARATION
 Lanes: Exist. 4 Prop. 4 Length: 0.50

| Phase | Fund | Year | Federal | State | Other | Total |
|-------|-------|------|---------|-------|-------------|-------------|
| ROW | Local | 2025 | \$0 | \$0 | \$3,239,000 | \$3,239,000 |
| CST | Local | 2026 | \$0 | \$0 | \$6,761,000 | \$6,761,000 |

Total Project Cost: \$39,752,016
 Total Project Authorizations: \$2,279,419
 Total Parcels: 15

Project: **0018257** Type Work: Replace Bridge
 Descp: SR 4 BU/US 1BU @ KETTLE CREEK
 Lanes: Exist. 2 Prop. 2 Length: 0.40

| Phase | Fund | Year | Federal | State | Other | Total |
|-------|------|------|-------------|-----------|-------|-------------|
| PE | NHPP | 2022 | \$480,000 | \$120,000 | \$0 | \$600,000 |
| ROW | NHPP | 2025 | \$200,000 | \$50,000 | \$0 | \$250,000 |
| CST | NHPP | 2026 | \$2,800,000 | \$700,000 | \$0 | \$3,500,000 |
| UTL | NHPP | 2026 | \$120,000 | \$30,000 | \$0 | \$150,000 |

Total Project Cost: \$4,500,000
 Total Project Authorizations: \$600,000
 Total Parcels: 7

Project: **T007360** Type Work: Intermodal
 Descp: FY 2024-WARE COUNTY-SEC.5311-CAPITAL AND OPERATIONS
 Lanes: Exist. 0 Prop. 0 Length: 0.00

| Phase | Fund | Year | Federal | State | Other | Total |
|-------|---------|------|-----------|-------|----------|-----------|
| CAP | Transit | 2024 | \$205,946 | \$0 | \$51,486 | \$257,432 |

Total Project Cost: \$257,432
 Total Project Authorizations: \$0
 Total Parcels: 0

Ware Totals Summary

County Summary excludes lump sum projects

| Project P# | Year | Phase | Fund | Federal | State | Other | Total |
|------------|------|-------|---------|--------------------|------------------|---------------------|---------------------|
| 0013539 | 2025 | ROW | Local | \$0 | \$0 | \$3,239,000 | \$3,239,000 |
| 0013539 | 2026 | CST | Local | \$0 | \$0 | \$6,761,000 | \$6,761,000 |
| 0018257 | 2025 | ROW | NHPP | \$200,000 | \$50,000 | \$0 | \$250,000 |
| 0018257 | 2026 | CST | NHPP | \$2,800,000 | \$700,000 | \$0 | \$3,500,000 |
| 0018257 | 2026 | UTL | NHPP | \$120,000 | \$30,000 | \$0 | \$150,000 |
| T007360 | 2024 | CAP | Transit | \$205,946 | \$0 | \$51,486 | \$257,432 |
| | | | | \$3,325,946 | \$780,000 | \$10,051,486 | \$14,157,432 |

Note: Cost estimates in this section show only the county's portion of the project; If the totals are different from the list above it is an indication that the project is in multiple counties.



STATE TRANSPORTATION IMPROVEMENT PROGRAM

02/14/2023

DRAFT

Warren

Project: **0019087** Type Work: Replace Bridge
 Descp: SR 16 @ OGEECHEE RIVER 11.3 MI E OF SPARTA
 Lanes: Exist. 2 Prop. 2 Length: 0.40

Total Project Cost: \$11,200,000
 Total Project Authorizations: \$630,000
 Total Parcels: 0

| Phase | Fund | Year | Federal | State | Other | Total |
|-------|------|------------|-------------|-------------|-------|-------------|
| PE | STBG | 2023 | \$504,000 | \$126,000 | \$0 | \$630,000 |
| PE | BFP | 2024 | \$376,000 | \$94,000 | \$0 | \$470,000 |
| ROW | BFP | 2026 | \$220,000 | \$55,000 | \$0 | \$275,000 |
| CST | BFP | After 2027 | \$7,820,000 | \$1,955,000 | \$0 | \$9,775,000 |
| UTL | BFP | After 2027 | \$40,000 | \$10,000 | \$0 | \$50,000 |

In Hancock, Warren County

Project: **0019091** Type Work: Replace Bridge
 Descp: I-20 @ SR 80 3.4 MI NE OF CAMAK
 Lanes: Exist. 4 Prop. 4 Length: 0.40

Total Project Cost: \$10,800,000
 Total Project Authorizations: \$630,000
 Total Parcels: 0

| Phase | Fund | Year | Federal | State | Other | Total |
|-------|------|------------|-------------|-------------|-------|-------------|
| PE | NHPP | 2023 | \$504,000 | \$126,000 | \$0 | \$630,000 |
| PE | NHPP | 2024 | \$216,000 | \$54,000 | \$0 | \$270,000 |
| ROW | NHPP | 2026 | \$220,000 | \$55,000 | \$0 | \$275,000 |
| CST | NHPP | After 2027 | \$7,660,000 | \$1,915,000 | \$0 | \$9,575,000 |
| UTL | NHPP | After 2027 | \$40,000 | \$10,000 | \$0 | \$50,000 |

Project: **T007361** Type Work: Intermodal
 Descp: FY 2024-WARREN COUNTY-SEC.5311-CAPITAL AND OPERATIONS
 Lanes: Exist. 0 Prop. 0 Length: 0.00

Total Project Cost: \$174,000
 Total Project Authorizations: \$0
 Total Parcels: 0

| Phase | Fund | Year | Federal | State | Other | Total |
|-------|---------|------|----------|-------|----------|-----------|
| CAP | Transit | 2024 | \$87,000 | \$0 | \$87,000 | \$174,000 |

Project: **T008444** Type Work: Intermodal
 Descp: FY 2025-WARREN COUNTY-SEC.5311-CAPITAL AND OPERATIONS
 Lanes: Exist. 0 Prop. 0 Length: 0.00

Total Project Cost: \$174,000
 Total Project Authorizations: \$0
 Total Parcels: 0

| Phase | Fund | Year | Federal | State | Other | Total |
|-------|---------|------|----------|-------|----------|-----------|
| CAP | Transit | 2025 | \$87,000 | \$0 | \$87,000 | \$174,000 |

Project: **T008445** Type Work: Intermodal
 Descp: FY 2026-WARREN COUNTY-SEC.5311-CAPITAL AND OPERATIONS
 Lanes: Exist. 0 Prop. 0 Length: 0.00

Total Project Cost: \$174,000
 Total Project Authorizations: \$0
 Total Parcels: 0

| Phase | Fund | Year | Federal | State | Other | Total |
|-------|---------|------|----------|-------|----------|-----------|
| CAP | Transit | 2026 | \$87,000 | \$0 | \$87,000 | \$174,000 |

STATE TRANSPORTATION IMPROVEMENT PROGRAM

02/14/2023

DRAFT

Project: **T008446** Type Work: Intermodal
 Descp: FY 2027-WARREN COUNTY-SEC.5311-CAPITAL AND OPERATIONS
 Lanes: Exist. Prop. Length:

| Phase | Fund | Year | Federal | State | Other | Total |
|-------|---------|------|----------|-------|----------|-----------|
| CAP | Transit | 2027 | \$87,000 | \$0 | \$87,000 | \$174,000 |

Total Project Cost: \$174,000
 Total Project Authorizations: \$0
 Total Parcels: 0

Warren Totals Summary

County Summary excludes lump sum projects

| Project P# | Year | Phase | Fund | Federal | State | Other | Total |
|------------|------|-------|---------|--------------------|------------------|------------------|--------------------|
| 0019087 | 2024 | PE | BFP | \$188,000 | \$47,000 | \$0 | \$235,000 |
| 0019087 | 2026 | ROW | BFP | \$110,000 | \$27,500 | \$0 | \$137,500 |
| 0019091 | 2024 | PE | NHPP | \$216,000 | \$54,000 | \$0 | \$270,000 |
| 0019091 | 2026 | ROW | NHPP | \$220,000 | \$55,000 | \$0 | \$275,000 |
| T007361 | 2024 | CAP | Transit | \$87,000 | \$0 | \$87,000 | \$174,000 |
| T008444 | 2025 | CAP | Transit | \$87,000 | \$0 | \$87,000 | \$174,000 |
| T008445 | 2026 | CAP | Transit | \$87,000 | \$0 | \$87,000 | \$174,000 |
| T008446 | 2027 | CAP | Transit | \$87,000 | \$0 | \$87,000 | \$174,000 |
| | | | | \$1,082,000 | \$183,500 | \$348,000 | \$1,613,500 |

Note: Cost estimates in this section show only the county's portion of the project; If the totals are different from the list above it is an indication that the project is in multiple counties.



STATE TRANSPORTATION IMPROVEMENT PROGRAM

02/14/2023

DRAFT

Wayne

Project: **0013610** Type Work: Replace Bridge
 Descp: SR 38/US 84 @ LITTLE MCMILLAN CREEK IN JESUP
 Lanes: Exist. 4 Prop. 4 Length: 0.30

Total Project Cost: \$9,600,483
 Total Project Authorizations: \$1,898,397
 Total Parcels: 4
 Project Details: Replaces a structurally deficient bridge.

| Phase | Fund | Year | Federal | State | Other | Total |
|-------|------|------|-------------|-------------|-------|-------------|
| PE | NHPP | 2016 | \$1,438,718 | \$359,679 | \$0 | \$1,798,397 |
| ROW | STBG | 2022 | \$80,000 | \$20,000 | \$0 | \$100,000 |
| CST | STBG | 2024 | \$6,056,534 | \$1,514,134 | \$0 | \$7,570,668 |
| UTL | STBG | 2024 | \$105,134 | \$26,284 | \$0 | \$131,418 |

Project: **0016564** Type Work: Replace Bridge
 Descp: CR 31/OGLETHORPE ROAD @ LITTLE GOOSE CREEK
 Lanes: Exist. 2 Prop. 2 Length: 0.31

Total Project Cost: \$3,220,000
 Total Project Authorizations: \$915,000
 Total Parcels: 4

| Phase | Fund | Year | Federal | State | Other | Total |
|-------|-------|------|-------------|-----------|----------|-------------|
| PE | STBG | 2021 | \$732,000 | \$183,000 | \$0 | \$915,000 |
| ROW | STBG | 2025 | \$120,000 | \$30,000 | \$0 | \$150,000 |
| ROW | Local | 2025 | \$0 | \$0 | \$75,000 | \$75,000 |
| CST | STBG | 2026 | \$1,600,000 | \$400,000 | \$0 | \$2,000,000 |
| UTL | STBG | 2026 | \$64,000 | \$16,000 | \$0 | \$80,000 |

Project: **0016565** Type Work: Replace Bridge
 Descp: CR 31/OGLETHORPE ROAD @ LITTLE GOOSE CREEK 9 MI
 NW OF JESUP
 Lanes: Exist. 2 Prop. 2 Length: 0.32

Total Project Cost: \$3,145,000
 Total Project Authorizations: \$915,000
 Total Parcels: 4

| Phase | Fund | Year | Federal | State | Other | Total |
|-------|-------|------|-------------|-----------|----------|-------------|
| PE | STBG | 2021 | \$732,000 | \$183,000 | \$0 | \$915,000 |
| ROW | Local | 2024 | \$0 | \$0 | \$50,000 | \$50,000 |
| ROW | STBG | 2024 | \$80,000 | \$20,000 | \$0 | \$100,000 |
| CST | STBG | 2026 | \$1,600,000 | \$400,000 | \$0 | \$2,000,000 |
| UTL | STBG | 2026 | \$64,000 | \$16,000 | \$0 | \$80,000 |

Project: **T007362** Type Work: Intermodal
 Descp: FY 2024-WAYNE COUNTY-SEC.5311-CAPITAL AND
 OPERATIONS
 Lanes: Exist. 0 Prop. 0 Length: 0.00

Total Project Cost: \$941,138
 Total Project Authorizations: \$0
 Total Parcels: 0

| Phase | Fund | Year | Federal | State | Other | Total |
|-------|---------|------|-----------|----------|-----------|-----------|
| CAP | Transit | 2024 | \$552,496 | \$27,309 | \$361,333 | \$941,138 |

Project: **T008448** Type Work: Intermodal
 Descp: FY 2025-WAYNE COUNTY-SEC.5311-CAPITAL AND
 OPERATIONS
 Lanes: Exist. 0 Prop. 0 Length: 0.00

Total Project Cost: \$941,138
 Total Project Authorizations: \$0
 Total Parcels: 0

| Phase | Fund | Year | Federal | State | Other | Total |
|-------|---------|------|-----------|----------|-----------|-----------|
| CAP | Transit | 2025 | \$552,496 | \$27,309 | \$361,333 | \$941,138 |

STATE TRANSPORTATION IMPROVEMENT PROGRAM

02/14/2023

DRAFT

Project: **T008449** Type Work: Intermodal
 Descp: FY 2026-WAYNE COUNTY-SEC.5311-CAPITAL AND OPERATIONS
 Lanes: Exist. 0 Prop. 0 Length: 0.00
 Total Project Cost: \$941,138
 Total Project Authorizations: \$0
 Total Parcels: 0

| Phase | Fund | Year | Federal | State | Other | Total |
|-------|---------|------|-----------|----------|-----------|-----------|
| CAP | Transit | 2026 | \$552,496 | \$27,309 | \$361,333 | \$941,138 |

Project: **T008450** Type Work: Intermodal
 Descp: FY 2027-WAYNE COUNTY-SEC.5311-CAPITAL AND OPERATIONS
 Lanes: Exist. 0 Prop. 0 Length: 0.00
 Total Project Cost: \$941,138
 Total Project Authorizations: \$0
 Total Parcels: 0

| Phase | Fund | Year | Federal | State | Other | Total |
|-------|---------|------|-----------|----------|-----------|-----------|
| CAP | Transit | 2027 | \$552,496 | \$27,309 | \$361,333 | \$941,138 |

Wayne Totals Summary
 County Summary excludes lump sum projects

| Project P# | Year | Phase | Fund | Federal | State | Other | Total |
|------------|------|-------|---------|---------------------|--------------------|--------------------|---------------------|
| 0013610 | 2024 | CST | STBG | \$6,056,534 | \$1,514,134 | \$0 | \$7,570,668 |
| 0013610 | 2024 | UTL | STBG | \$105,134 | \$26,284 | \$0 | \$131,418 |
| 0016564 | 2025 | ROW | Local | \$0 | \$0 | \$75,000 | \$75,000 |
| 0016564 | 2025 | ROW | STBG | \$120,000 | \$30,000 | \$0 | \$150,000 |
| 0016564 | 2026 | CST | STBG | \$1,600,000 | \$400,000 | \$0 | \$2,000,000 |
| 0016564 | 2026 | UTL | STBG | \$64,000 | \$16,000 | \$0 | \$80,000 |
| 0016565 | 2024 | ROW | Local | \$0 | \$0 | \$50,000 | \$50,000 |
| 0016565 | 2024 | ROW | STBG | \$80,000 | \$20,000 | \$0 | \$100,000 |
| 0016565 | 2026 | CST | STBG | \$1,600,000 | \$400,000 | \$0 | \$2,000,000 |
| 0016565 | 2026 | UTL | STBG | \$64,000 | \$16,000 | \$0 | \$80,000 |
| T007362 | 2024 | CAP | Transit | \$552,496 | \$27,309 | \$361,333 | \$941,138 |
| T008448 | 2025 | CAP | Transit | \$552,496 | \$27,309 | \$361,333 | \$941,138 |
| T008449 | 2026 | CAP | Transit | \$552,496 | \$27,309 | \$361,333 | \$941,138 |
| T008450 | 2027 | CAP | Transit | \$552,496 | \$27,309 | \$361,333 | \$941,138 |
| | | | | \$11,899,652 | \$2,531,653 | \$1,570,332 | \$16,001,638 |

Note: Cost estimates in this section show only the county’s portion of the project; If the totals are different from the list above it is an indication that the project is in multiple counties.



STATE TRANSPORTATION IMPROVEMENT PROGRAM

02/14/2023

DRAFT

Webster

Project: **T007343** Type Work: Intermodal
 Descp: FY 2024-RIVER VALLEY RC-SEC.5311-MOBILITY MGMT
 Lanes: Exist. 0 Prop. 0 Length: 0.00

| Phase | Fund | Year | Federal | State | Other | Total |
|-------|---------|------|-----------|-------|----------|-----------|
| CAP | Transit | 2024 | \$105,000 | \$0 | \$26,250 | \$131,250 |

Total Project Cost: \$131,250
 Total Project Authorizations: \$0
 Total Parcels: 0

In Chattahoochee, Clay, Crisp, Dooley, Harris, Macon, Marion, Muscogee, Quitman, Randolph, Schley, Stewart, Sumter, Talbot, Taylor, Webster County

Webster Totals Summary

County Summary excludes lump sum projects

| Project Pl# | Year | Phase | Fund | Federal | State | Other | Total |
|-------------|------|-------|---------|----------------|------------|--------------|----------------|
| T007343 | 2024 | CAP | Transit | \$1,050 | \$0 | \$262 | \$1,312 |
| | | | | \$1,050 | \$0 | \$262 | \$1,312 |

Note: Cost estimates in this section show only the county’s portion of the project; If the totals are different from the list above it is an indication that the project is in multiple counties.



STATE TRANSPORTATION IMPROVEMENT PROGRAM

02/14/2023

DRAFT

Wheeler

Project: **T007363** Type Work: Intermodal
 Descp: FY 2024-WHEELER COUNTY-SEC.5311-CAPITAL AND OPERATIONS
 Lanes: Exist. 0 Prop. 0 Length: 0.00
 Total Project Cost: \$201,074
 Total Project Authorizations: \$0
 Total Parcels: 0

| Phase | Fund | Year | Federal | State | Other | Total |
|-------|---------|------|-----------|-------|-----------|-----------|
| CAP | Transit | 2024 | \$100,537 | \$0 | \$100,537 | \$201,074 |

Project: **T008452** Type Work: Intermodal
 Descp: FY 2025-WHEELER COUNTY-SEC.5311-CAPITAL AND OPERATIONS
 Lanes: Exist. 0 Prop. 0 Length: 0.00
 Total Project Cost: \$201,074
 Total Project Authorizations: \$0
 Total Parcels: 0

| Phase | Fund | Year | Federal | State | Other | Total |
|-------|---------|------|-----------|-------|-----------|-----------|
| CAP | Transit | 2025 | \$100,537 | \$0 | \$100,537 | \$201,074 |

Project: **T008453** Type Work: Intermodal
 Descp: FY 2026-WHEELER COUNTY-SEC.5311-CAPITAL AND OPERATIONS
 Lanes: Exist. 0 Prop. 0 Length: 0.00
 Total Project Cost: \$201,074
 Total Project Authorizations: \$0
 Total Parcels: 0

| Phase | Fund | Year | Federal | State | Other | Total |
|-------|---------|------|-----------|-------|-----------|-----------|
| CAP | Transit | 2026 | \$100,537 | \$0 | \$100,537 | \$201,074 |

Project: **T008455** Type Work: Intermodal
 Descp: FY 2027-WHEELER COUNTY-SEC.5311-CAPITAL AND OPERATIONS
 Lanes: Exist. 0 Prop. 0 Length: 0.00
 Total Project Cost: \$201,074
 Total Project Authorizations: \$0
 Total Parcels: 0

| Phase | Fund | Year | Federal | State | Other | Total |
|-------|---------|------|-----------|-------|-----------|-----------|
| CAP | Transit | 2027 | \$100,537 | \$0 | \$100,537 | \$201,074 |

Wheeler Totals Summary
 County Summary excludes lump sum projects

| Project P# | Year | Phase | Fund | Federal | State | Other | Total |
|------------|------|-------|---------|------------------|------------|------------------|------------------|
| T007363 | 2024 | CAP | Transit | \$100,537 | \$0 | \$100,537 | \$201,074 |
| T008452 | 2025 | CAP | Transit | \$100,537 | \$0 | \$100,537 | \$201,074 |
| T008453 | 2026 | CAP | Transit | \$100,537 | \$0 | \$100,537 | \$201,074 |
| T008455 | 2027 | CAP | Transit | \$100,537 | \$0 | \$100,537 | \$201,074 |
| | | | | \$402,148 | \$0 | \$402,148 | \$804,296 |

Note: Cost estimates in this section show only the county’s portion of the project; If the totals are different from the list above it is an indication that the project is in multiple counties.



STATE TRANSPORTATION IMPROVEMENT PROGRAM

02/14/2023

DRAFT

White

Project: **0016592** Type Work: Replace Bridge
 Descp: CR 200/TOWN CREEK ROAD @ TESNATEE CREEK
 Lanes: Exist. 2 Prop. 2 Length: 0.60

 Total Project Cost: \$7,062,076
 Total Project Authorizations: \$675,000
 Total Parcels: 7

| Phase | Fund | Year | Federal | State | Other | Total |
|-------|-------|------|-------------|-------------|----------|-------------|
| PE | STBG | 2021 | \$540,000 | \$135,000 | \$0 | \$675,000 |
| ROW | STBG | 2023 | \$146,880 | \$36,720 | \$0 | \$183,600 |
| ROW | Local | 2023 | \$0 | \$0 | \$75,000 | \$75,000 |
| CST | STBG | 2025 | \$4,754,212 | \$1,188,553 | \$0 | \$5,942,765 |
| UTL | STBG | 2025 | \$148,569 | \$37,142 | \$0 | \$185,711 |

Project: **0017734** Type Work: Replace Bridge
 Descp: SR 384 @ CHATTAHOOCHEE RIVER
 Lanes: Exist. 2 Prop. 2 Length: 0.40

 Total Project Cost: \$8,878,849
 Total Project Authorizations: \$1,451,000
 Total Parcels: 0

| Phase | Fund | Year | Federal | State | Other | Total |
|-------|---------|------------|-------------|-------------|-------|-------------|
| PE | STBG | 2022 | \$1,160,800 | \$290,200 | \$0 | \$1,451,000 |
| ROW | PROTECT | 2026 | \$280,000 | \$70,000 | \$0 | \$350,000 |
| CST | STBG | After 2027 | \$5,583,270 | \$1,395,818 | \$0 | \$6,979,088 |
| UTL | STBG | After 2027 | \$79,009 | \$19,752 | \$0 | \$98,761 |

In Habersham, White County

Project: **0017739** Type Work: Replace Bridge
 Descp: SR 17/SR 75 @ CHATTAHOOCHEE RIVER
 Lanes: Exist. 2 Prop. 2 Length: 0.40

 Total Project Cost: \$9,870,835
 Total Project Authorizations: \$1,116,000
 Total Parcels: 0

| Phase | Fund | Year | Federal | State | Other | Total |
|-------|------|------------|-------------|-------------|-------|-------------|
| PE | STBG | 2022 | \$892,800 | \$223,200 | \$0 | \$1,116,000 |
| ROW | STBG | 2027 | \$360,000 | \$90,000 | \$0 | \$450,000 |
| CST | STBG | After 2027 | \$6,547,174 | \$1,636,794 | \$0 | \$8,183,968 |
| UTL | STBG | After 2027 | \$96,694 | \$24,173 | \$0 | \$120,867 |

Project: **0019115** Type Work: Replace Bridge
 Descp: CR 4/WEBSTER LAKE ROAD @ WHITE CREEK 7.7 MI SE OF CLEVELAND
 Lanes: Exist. 2 Prop. 2 Length: 0.40

 Total Project Cost: \$3,150,000
 Total Project Authorizations: \$0
 Total Parcels: 0

| Phase | Fund | Year | Federal | State | Other | Total |
|-------|------|------------|-------------|-----------|-------|-------------|
| PE | BFP | 2023 | \$525,000 | \$0 | \$0 | \$525,000 |
| PE | BFP | 2024 | \$225,000 | \$0 | \$0 | \$225,000 |
| ROW | STBG | 2026 | \$220,000 | \$55,000 | \$0 | \$275,000 |
| CST | STBG | After 2027 | \$1,660,000 | \$415,000 | \$0 | \$2,075,000 |
| UTL | STBG | After 2027 | \$40,000 | \$10,000 | \$0 | \$50,000 |

Project: **0019116** Type Work: Replace Bridge
 Descp: CR 74/ROY POWERS RD @ BRASSTOWN CREEK 7.2 MI E OF CLEVELAND
 Lanes: Exist. 2 Prop. 2 Length: 0.40

 Total Project Cost: \$1,875,000
 Total Project Authorizations: \$0
 Total Parcels: 0

| Phase | Fund | Year | Federal | State | Other | Total |
|-------|------|------------|-----------|-----------|-------|-------------|
| PE | BFP | 2023 | \$385,000 | \$0 | \$0 | \$385,000 |
| PE | BFP | 2024 | \$165,000 | \$0 | \$0 | \$165,000 |
| ROW | STBG | 2026 | \$220,000 | \$55,000 | \$0 | \$275,000 |
| CST | STBG | After 2027 | \$800,000 | \$200,000 | \$0 | \$1,000,000 |
| UTL | STBG | After 2027 | \$40,000 | \$10,000 | \$0 | \$50,000 |

STATE TRANSPORTATION IMPROVEMENT PROGRAM

02/14/2023

DRAFT

White Totals Summary

County Summary excludes lump sum projects

| Project P# | Year | Phase | Fund | Federal | State | Other | Total |
|-------------------|-------------|--------------|-------------|--------------------|--------------------|--------------|--------------------|
| 0016592 | 2025 | CST | STBG | \$4,754,212 | \$1,188,553 | \$0 | \$5,942,765 |
| 0016592 | 2025 | UTL | STBG | \$148,569 | \$37,142 | \$0 | \$185,711 |
| 0017734 | 2026 | ROW | PROTECT | \$140,000 | \$35,000 | \$0 | \$175,000 |
| 0017739 | 2027 | ROW | STBG | \$360,000 | \$90,000 | \$0 | \$450,000 |
| 0019115 | 2024 | PE | BFP | \$225,000 | \$0 | \$0 | \$225,000 |
| 0019115 | 2026 | ROW | STBG | \$220,000 | \$55,000 | \$0 | \$275,000 |
| 0019116 | 2024 | PE | BFP | \$165,000 | \$0 | \$0 | \$165,000 |
| 0019116 | 2026 | ROW | STBG | \$220,000 | \$55,000 | \$0 | \$275,000 |
| | | | | \$6,232,781 | \$1,460,695 | \$0 | \$7,693,476 |

Note: Cost estimates in this section show only the county’s portion of the project; If the totals are different from the list above it is an indication that the project is in multiple counties.



STATE TRANSPORTATION IMPROVEMENT PROGRAM

02/14/2023

DRAFT

Wilcox

Project: **T007365** Type Work: Intermodal
 Descp: FY 2024-WILCOX COUNTY-SEC.5311-CAPITAL AND OPERATIONS
 Lanes: Exist. 0 Prop. 0 Length: 0.00
 Total Project Cost: \$153,166
 Total Project Authorizations: \$0
 Total Parcels: 0

| Phase | Fund | Year | Federal | State | Other | Total |
|-------|---------|------|-----------|-------|----------|-----------|
| CAP | Transit | 2024 | \$122,533 | \$0 | \$30,633 | \$153,166 |

Project: **T008419** Type Work: Intermodal
 Descp: FY 2025-WILCOX COUNTY-SEC.5311-CAPITAL AND OPERATIONS
 Lanes: Exist. 0 Prop. 0 Length: 0.00
 Total Project Cost: \$225,000
 Total Project Authorizations: \$0
 Total Parcels: 0

| Phase | Fund | Year | Federal | State | Other | Total |
|-------|---------|------|-----------|-------|-----------|-----------|
| CAP | Transit | 2025 | \$112,500 | \$0 | \$112,500 | \$225,000 |

Project: **T008420** Type Work: Intermodal
 Descp: FY 2026-WILCOX COUNTY-SEC.5311-CAPITAL AND OPERATIONS
 Lanes: Exist. Prop. Length:
 Total Project Cost: \$225,000
 Total Project Authorizations: \$0
 Total Parcels: 0

| Phase | Fund | Year | Federal | State | Other | Total |
|-------|---------|------|-----------|-------|-----------|-----------|
| CAP | Transit | 2026 | \$112,500 | \$0 | \$112,500 | \$225,000 |

Project: **T008422** Type Work: Intermodal
 Descp: FY 2027-WILCOX COUNTY-SEC.5311-CAPITAL AND OPERATIONS
 Lanes: Exist. Prop. Length:
 Total Project Cost: \$225,000
 Total Project Authorizations: \$0
 Total Parcels: 0

| Phase | Fund | Year | Federal | State | Other | Total |
|-------|---------|------|-----------|-------|-----------|-----------|
| CAP | Transit | 2027 | \$112,500 | \$0 | \$112,500 | \$225,000 |

Wilcox Totals Summary

County Summary excludes lump sum projects

| Project P# | Year | Phase | Fund | Federal | State | Other | Total |
|------------|------|-------|---------|------------------|------------|------------------|------------------|
| T007365 | 2024 | CAP | Transit | \$122,533 | \$0 | \$30,633 | \$153,166 |
| T008419 | 2025 | CAP | Transit | \$112,500 | \$0 | \$112,500 | \$225,000 |
| T008420 | 2026 | CAP | Transit | \$112,500 | \$0 | \$112,500 | \$225,000 |
| T008422 | 2027 | CAP | Transit | \$112,500 | \$0 | \$112,500 | \$225,000 |
| | | | | \$460,033 | \$0 | \$368,133 | \$828,166 |

Note: Cost estimates in this section show only the county’s portion of the project; If the totals are different from the list above it is an indication that the project is in multiple counties.



STATE TRANSPORTATION IMPROVEMENT PROGRAM

02/14/2023

DRAFT

Wilkes

Project: **0016128** Type Work: Replace Bridge
 Descp: SR 80 @ LITTLE RIVER 12.9 MI NW OF THOMSON
 Lanes: Exist. 2 Prop. 2 Length: 0.30

Total Project Cost: \$5,838,611
 Total Project Authorizations: \$920,000
 Total Parcels: 6

| Phase | Fund | Year | Federal | State | Other | Total |
|-------|------|------|-------------|-----------|-------|-------------|
| PE | STBG | 2019 | \$736,000 | \$184,000 | \$0 | \$920,000 |
| ROW | STBG | 2023 | \$204,000 | \$51,000 | \$0 | \$255,000 |
| CST | STBG | 2026 | \$3,704,910 | \$926,228 | \$0 | \$4,631,138 |
| UTL | STBG | 2026 | \$25,978 | \$6,495 | \$0 | \$32,473 |

In McDuffie, Wilkes County

Project: **0016595** Type Work: Replace Bridge
 Descp: CR 197/BIG CEDAR ROAD @ ROCKY CREEK
 Lanes: Exist. 2 Prop. 2 Length: 0.30

Total Project Cost: \$3,743,080
 Total Project Authorizations: \$859,000
 Total Parcels: 4

| Phase | Fund | Year | Federal | State | Other | Total |
|-------|-------|------|-------------|-----------|----------|-------------|
| PE | STBG | 2021 | \$687,200 | \$171,800 | \$0 | \$859,000 |
| ROW | Local | 2024 | \$0 | \$0 | \$75,000 | \$75,000 |
| ROW | STBG | 2024 | \$124,848 | \$31,212 | \$0 | \$156,060 |
| CST | STBG | 2025 | \$2,122,416 | \$530,604 | \$0 | \$2,653,020 |

Project: **T007366** Type Work: Intermodal
 Descp: FY 2024-WILKES COUNTY-SEC.5311-CAPITAL AND OPERATIONS
 Lanes: Exist. 0 Prop. 0 Length: 0.00

Total Project Cost: \$169,244
 Total Project Authorizations: \$0
 Total Parcels: 0

| Phase | Fund | Year | Federal | State | Other | Total |
|-------|---------|------|-----------|-------|----------|-----------|
| CAP | Transit | 2024 | \$135,395 | \$0 | \$33,849 | \$169,244 |

Project: **T008406** Type Work: Intermodal
 Descp: FY 2025-WILKES COUNTY-SEC.5311-CAPITAL AND OPERATIONS
 Lanes: Exist. 0 Prop. 0 Length: 0.00

Total Project Cost: \$214,808
 Total Project Authorizations: \$0
 Total Parcels: 0

| Phase | Fund | Year | Federal | State | Other | Total |
|-------|---------|------|-----------|-------|-----------|-----------|
| CAP | Transit | 2025 | \$107,404 | \$0 | \$107,404 | \$214,808 |

Project: **T008408** Type Work: Intermodal
 Descp: FY 2026-WILKES COUNTY-SEC.5311-CAPITAL AND OPERATIONS
 Lanes: Exist. Prop. Length:

Total Project Cost: \$214,808
 Total Project Authorizations: \$0
 Total Parcels: 0

| Phase | Fund | Year | Federal | State | Other | Total |
|-------|---------|------|-----------|-------|-----------|-----------|
| CAP | Transit | 2026 | \$107,404 | \$0 | \$107,404 | \$214,808 |

STATE TRANSPORTATION IMPROVEMENT PROGRAM

02/14/2023

DRAFT

Project: **T008409** Type Work: Intermodal
 Descp: FY 2027-WILKES COUNTY-SEC.5311-CAPITAL AND OPERATIONS

| Phase | Fund | Year | Federal | State | Other | Total |
|-------|---------|------|-----------|-------|-----------|-----------|
| CAP | Transit | 2027 | \$107,404 | \$0 | \$107,404 | \$214,808 |

Lanes: Exist. 0 Prop. 0 Length: 0.00

Total Project Cost: \$214,808
 Total Project Authorizations: \$0
 Total Parcels: 0

Wilkes Totals Summary
 County Summary excludes lump sum projects

| Project P# | Year | Phase | Fund | Federal | State | Other | Total |
|------------|------|-------|---------|--------------------|--------------------|------------------|--------------------|
| 0016128 | 2026 | CST | STBG | \$2,185,897 | \$546,474 | \$0 | \$2,732,371 |
| 0016128 | 2026 | UTL | STBG | \$15,327 | \$3,832 | \$0 | \$19,159 |
| 0016595 | 2024 | ROW | Local | \$0 | \$0 | \$75,000 | \$75,000 |
| 0016595 | 2024 | ROW | STBG | \$124,848 | \$31,212 | \$0 | \$156,060 |
| 0016595 | 2025 | CST | STBG | \$2,122,416 | \$530,604 | \$0 | \$2,653,020 |
| T007366 | 2024 | CAP | Transit | \$135,395 | \$0 | \$33,849 | \$169,244 |
| T008406 | 2025 | CAP | Transit | \$107,404 | \$0 | \$107,404 | \$214,808 |
| T008408 | 2026 | CAP | Transit | \$107,404 | \$0 | \$107,404 | \$214,808 |
| T008409 | 2027 | CAP | Transit | \$107,404 | \$0 | \$107,404 | \$214,808 |
| | | | | \$4,906,096 | \$1,112,122 | \$431,061 | \$6,449,278 |

Note: Cost estimates in this section show only the county's portion of the project; If the totals are different from the list above it is an indication that the project is in multiple counties.



STATE TRANSPORTATION IMPROVEMENT PROGRAM

02/14/2023

DRAFT

Wilkinson

Project: **0017317** Type Work: Replace Bridge
 Descp: SR 18 @ NS #732712X IN GORDON
 Lanes: Exist. 2 Prop. 2 Length: 0.40

Total Project Cost: \$6,300,000
 Total Project Authorizations: \$900,000
 Total Parcels: 4

| Phase | Fund | Year | Federal | State | Other | Total |
|-------|------|------|-------------|-------------|-------|-------------|
| PE | STBG | 2023 | \$720,000 | \$180,000 | \$0 | \$900,000 |
| ROW | STBG | 2024 | \$320,000 | \$80,000 | \$0 | \$400,000 |
| CST | STBG | 2026 | \$4,000,000 | \$1,000,000 | \$0 | \$5,000,000 |

Project: **T007331** Type Work: Intermodal
 Descp: FY 2024-MIDDLE GEORGIA RC-SEC.5311-MOBILITY MGMT
 Lanes: Exist. 0 Prop. 0 Length: 0.00

Total Project Cost: \$130,000
 Total Project Authorizations: \$0
 Total Parcels: 0

| Phase | Fund | Year | Federal | State | Other | Total |
|-------|---------|------|-----------|-------|----------|-----------|
| CAP | Transit | 2024 | \$104,000 | \$0 | \$26,000 | \$130,000 |

In Baldwin, Bibb, Crawford, Houston, Jones, Monroe, Peach, Pulaski, Putnam, Twiggs, Wilkinson County

Project: **T007367** Type Work: Intermodal
 Descp: FY 2024-MIDDLE GEORGIA RC-SEC.5311-CAPITAL AND OPERATIONS
 Lanes: Exist. 0 Prop. 0 Length: 0.00

Total Project Cost: \$181,932
 Total Project Authorizations: \$0
 Total Parcels: 0

| Phase | Fund | Year | Federal | State | Other | Total |
|-------|---------|------|-----------|-------|----------|-----------|
| CAP | Transit | 2024 | \$145,546 | \$0 | \$36,386 | \$181,932 |

Project: **T008355** Type Work: Intermodal
 Descp: FY 2025-MIDDLE GEORGIA RC-SEC.5311-MOBILITY MGMT
 Lanes: Exist. Prop. Length:

Total Project Cost: \$60,000
 Total Project Authorizations: \$0
 Total Parcels: 0

| Phase | Fund | Year | Federal | State | Other | Total |
|-------|---------|------|----------|---------|---------|----------|
| CAP | Transit | 2025 | \$48,000 | \$6,000 | \$6,000 | \$60,000 |

In Baldwin, Bibb, Crawford, Houston, Jones, Monroe, Peach, Pulaski, Putnam, Twiggs, Wilkinson County

Project: **T008356** Type Work: Intermodal
 Descp: FY 2026-MIDDLE GEORGIA RC-SEC.5311-MOBILITY MGMT
 Lanes: Exist. Prop. Length:

Total Project Cost: \$60,000
 Total Project Authorizations: \$0
 Total Parcels: 0

| Phase | Fund | Year | Federal | State | Other | Total |
|-------|---------|------|----------|---------|---------|----------|
| CAP | Transit | 2026 | \$48,000 | \$6,000 | \$6,000 | \$60,000 |

In Baldwin, Bibb, Crawford, Houston, Jones, Monroe, Peach, Pulaski, Putnam, Twiggs, Wilkinson County

Project: **T008357** Type Work: Intermodal
 Descp: FY 2027-MIDDLE GEORGIA RC-SEC.5311-MOBILITY MGMT
 Lanes: Exist. Prop. Length:

Total Project Cost: \$60,000
 Total Project Authorizations: \$0
 Total Parcels: 0

| Phase | Fund | Year | Federal | State | Other | Total |
|-------|---------|------|----------|---------|---------|----------|
| CAP | Transit | 2027 | \$48,000 | \$6,000 | \$6,000 | \$60,000 |

In Baldwin, Bibb, Crawford, Houston, Jones, Monroe, Peach, Pulaski, Putnam, Twiggs, Wilkinson County

STATE TRANSPORTATION IMPROVEMENT PROGRAM

02/14/2023

DRAFT

Project: **T008396** Type Work: Intermodal
 Descp: FY 2025-WILKINSON COUNTY-SEC.5311-CAPITAL AND OPERATIONS
 Lanes: Exist. Prop. Length:
 Total Project Cost: \$274,565
 Total Project Authorizations: \$0
 Total Parcels: 0

| Phase | Fund | Year | Federal | State | Other | Total |
|-------|---------|------|-----------|---------|-----------|-----------|
| CAP | Transit | 2025 | \$157,074 | \$6,597 | \$110,894 | \$274,565 |

Project: **T008398** Type Work: Intermodal
 Descp: FY 2026-WILKINSON COUNTY-SEC.5311-CAPITAL AND OPERATIONS
 Lanes: Exist. Prop. Length:
 Total Project Cost: \$274,565
 Total Project Authorizations: \$0
 Total Parcels: 0

| Phase | Fund | Year | Federal | State | Other | Total |
|-------|---------|------|-----------|---------|-----------|-----------|
| CAP | Transit | 2026 | \$157,074 | \$6,597 | \$110,894 | \$274,565 |

Project: **T008399** Type Work: Intermodal
 Descp: FY 2027-WILKINSON COUNTY-SEC.5311-CAPITAL AND OPERATIONS
 Lanes: Exist. Prop. Length:
 Total Project Cost: \$274,565
 Total Project Authorizations: \$0
 Total Parcels: 0

| Phase | Fund | Year | Federal | State | Other | Total |
|-------|---------|------|-----------|-------|----------|-----------|
| CAP | Transit | 2027 | \$219,652 | \$0 | \$54,913 | \$274,565 |

Wilkinson Totals Summary
 County Summary excludes lump sum projects

| Project P# | Year | Phase | Fund | Federal | State | Other | Total |
|------------|------|-------|---------|--------------------|--------------------|------------------|--------------------|
| 0017317 | 2024 | ROW | STBG | \$320,000 | \$80,000 | \$0 | \$400,000 |
| 0017317 | 2026 | CST | STBG | \$4,000,000 | \$1,000,000 | \$0 | \$5,000,000 |
| T007331 | 2024 | CAP | Transit | \$10,400 | \$0 | \$2,600 | \$13,000 |
| T007367 | 2024 | CAP | Transit | \$145,546 | \$0 | \$36,386 | \$181,932 |
| T008355 | 2025 | CAP | Transit | \$4,800 | \$600 | \$600 | \$6,000 |
| T008356 | 2026 | CAP | Transit | \$4,800 | \$600 | \$600 | \$6,000 |
| T008357 | 2027 | CAP | Transit | \$4,800 | \$600 | \$600 | \$6,000 |
| T008396 | 2025 | CAP | Transit | \$157,074 | \$6,597 | \$110,894 | \$274,565 |
| T008398 | 2026 | CAP | Transit | \$157,074 | \$6,597 | \$110,894 | \$274,565 |
| T008399 | 2027 | CAP | Transit | \$219,652 | \$0 | \$54,913 | \$274,565 |
| | | | | \$5,024,146 | \$1,094,994 | \$317,487 | \$6,436,627 |

Note: Cost estimates in this section show only the county’s portion of the project; If the totals are different from the list above it is an indication that the project is in multiple counties.



STATE TRANSPORTATION IMPROVEMENT PROGRAM

02/14/2023

DRAFT

Worth

Project: **0016591** Type Work: Replace Bridge
 Descp: CR 169/MELTON ROAD @ TOWN CREEK
 Lanes: Exist. 2 Prop. 2 Length: 0.12

Total Project Cost: \$2,497,933
 Total Project Authorizations: \$650,000
 Total Parcels: 4

| Phase | Fund | Year | Federal | State | Other | Total |
|-------|-------|------|-------------|-----------|----------|-------------|
| PE | STBG | 2021 | \$520,000 | \$130,000 | \$0 | \$650,000 |
| ROW | Local | 2023 | \$0 | \$0 | \$50,000 | \$50,000 |
| ROW | STBG | 2023 | \$80,000 | \$20,000 | \$0 | \$100,000 |
| CST | STBG | 2025 | \$1,358,346 | \$339,587 | \$0 | \$1,697,933 |

Project: **T007344** Type Work: Intermodal
 Descp: FY 2024-SW GEORGIA RC-SEC.5311-CAPITAL AND OPERATIONS
 Lanes: Exist. 0 Prop. 0 Length: 0.00

Total Project Cost: \$7,548,317
 Total Project Authorizations: \$0
 Total Parcels: 0

| Phase | Fund | Year | Federal | State | Other | Total |
|-------|---------|------|-------------|-----------|-------------|-------------|
| CAP | Transit | 2024 | \$4,192,263 | \$139,369 | \$3,216,685 | \$7,548,317 |

In Baker, Calhoun, Colquitt, Decatur, Dougherty, Early, Grady, Lee, Miller, Mitchell, Seminole, Terrell, Worth County

Worth Totals Summary

County Summary excludes lump sum projects

| Project P# | Year | Phase | Fund | Federal | State | Other | Total |
|------------|------|-------|---------|--------------------|------------------|-----------------|--------------------|
| 0016591 | 2025 | CST | STBG | \$1,358,346 | \$339,587 | \$0 | \$1,697,933 |
| T007344 | 2024 | CAP | Transit | \$125,768 | \$4,181 | \$96,501 | \$226,450 |
| | | | | \$1,484,114 | \$343,768 | \$96,501 | \$1,924,382 |

Note: Cost estimates in this section show only the county’s portion of the project; If the totals are different from the list above it is an indication that the project is in multiple counties.

STATE TRANSPORTATION IMPROVEMENT PROGRAM

02/14/2023

DRAFT

STIP Counties Summary

| | <i>Federal\$</i> | <i>State\$</i> | <i>Other\$</i> | <i>Total\$</i> |
|---------------------------------|------------------------|----------------------|---------------------|------------------------|
| All Counties | | | | |
| FY 2024 Total: | \$811,344,629 | \$149,526,838 | \$20,717,465 | \$981,588,932 |
| FY 2025 Total: | \$746,261,903 | \$139,993,506 | \$25,878,652 | \$912,134,061 |
| FY 2026 Total: | \$762,375,034 | \$146,354,567 | \$23,673,064 | \$932,402,665 |
| FY 2027 Total: | \$757,665,238 | \$145,262,091 | \$23,951,991 | \$926,879,320 |
| All Counties STIP Total: | \$3,077,646,804 | \$581,137,002 | \$94,221,171 | \$3,753,004,978 |
| Atkinson | | | | |
| FY 2024 Total: | \$259,568 | \$64,892 | \$0 | \$324,460 |
| FY 2025 Total: | \$1,383,377 | \$345,844 | \$0 | \$1,729,221 |
| FY 2026 Total: | \$1,360,000 | \$340,000 | \$0 | \$1,700,000 |
| Atkinson STIP Total: | \$3,002,945 | \$750,736 | \$0 | \$3,753,681 |
| Bacon | | | | |
| FY 2024 Total: | \$62,667 | \$0 | \$15,667 | \$78,334 |
| Bacon STIP Total: | \$62,667 | \$0 | \$15,667 | \$78,334 |
| Baker | | | | |
| FY 2024 Total: | \$602,304 | \$12,543 | \$289,502 | \$904,349 |
| FY 2026 Total: | \$220,000 | \$55,000 | \$0 | \$275,000 |
| Baker STIP Total: | \$822,304 | \$67,543 | \$289,502 | \$1,179,349 |
| Baldwin | | | | |
| FY 2024 Total: | \$218,236 | \$13,115 | \$120,195 | \$351,546 |
| FY 2025 Total: | \$213,756 | \$13,595 | \$118,595 | \$345,946 |
| FY 2026 Total: | \$213,756 | \$13,595 | \$118,595 | \$345,946 |
| FY 2027 Total: | \$213,756 | \$13,595 | \$118,595 | \$345,946 |
| Baldwin STIP Total: | \$859,504 | \$53,900 | \$475,980 | \$1,389,384 |
| Banks | | | | |
| FY 2024 Total: | \$2,662,156 | \$529,391 | \$74,257 | \$3,265,804 |
| FY 2025 Total: | \$341,703 | \$61,778 | \$124,257 | \$527,738 |
| FY 2026 Total: | \$1,001,703 | \$226,778 | \$74,257 | \$1,302,738 |
| FY 2027 Total: | \$649,703 | \$138,778 | \$74,257 | \$862,738 |
| Banks STIP Total: | \$4,655,265 | \$956,725 | \$347,028 | \$5,959,018 |
| Barrow | | | | |
| FY 2024 Total: | \$8,297,173 | \$2,074,293 | \$0 | \$10,371,466 |
| FY 2025 Total: | \$24,633,488 | \$6,158,372 | \$0 | \$30,791,860 |
| FY 2026 Total: | \$21,953,774 | \$5,488,444 | \$0 | \$27,442,218 |
| FY 2027 Total: | \$8,297,173 | \$2,074,293 | \$0 | \$10,371,466 |
| Barrow STIP Total: | \$63,181,608 | \$15,795,402 | \$0 | \$78,977,010 |
| Ben Hill | | | | |
| FY 2024 Total: | \$340,722 | \$0 | \$85,180 | \$425,902 |
| Ben Hill STIP Total: | \$340,722 | \$0 | \$85,180 | \$425,902 |
| Berrien | | | | |
| FY 2024 Total: | \$87,176 | \$0 | \$21,794 | \$108,970 |
| FY 2026 Total: | \$740,000 | \$185,000 | \$0 | \$925,000 |
| Berrien STIP Total: | \$827,176 | \$185,000 | \$21,794 | \$1,033,970 |

STATE TRANSPORTATION IMPROVEMENT PROGRAM

02/14/2023

DRAFT

STIP Counties Summary

| | <i>Federal</i> \$ | <i>State</i> \$ | <i>Other</i> \$ | <i>Total</i> \$ |
|-----------------------------|---------------------|--------------------|--------------------|---------------------|
| Bleckley | | | | |
| FY 2024 Total: | \$170,372 | \$12,260 | \$84,550 | \$267,182 |
| FY 2025 Total: | \$170,372 | \$12,260 | \$84,550 | \$267,182 |
| FY 2026 Total: | \$170,372 | \$12,260 | \$84,550 | \$267,182 |
| FY 2027 Total: | \$170,372 | \$12,260 | \$84,550 | \$267,182 |
| Bleckley STIP Total: | \$681,488 | \$49,040 | \$338,200 | \$1,068,728 |
| Brantley | | | | |
| FY 2024 Total: | \$1,734,886 | \$420,472 | \$13,250 | \$2,168,608 |
| Brantley STIP Total: | \$1,734,886 | \$420,472 | \$13,250 | \$2,168,608 |
| Brooks | | | | |
| FY 2024 Total: | \$2,973,610 | \$645,895 | \$56,258 | \$3,675,763 |
| FY 2025 Total: | \$440,000 | \$110,000 | \$100,000 | \$650,000 |
| FY 2026 Total: | \$220,000 | \$55,000 | \$0 | \$275,000 |
| FY 2027 Total: | \$19,119,271 | \$4,779,818 | \$0 | \$23,899,089 |
| Brooks STIP Total: | \$22,752,881 | \$5,590,713 | \$156,258 | \$28,499,852 |
| Bryan | | | | |
| FY 2024 Total: | \$412,144 | \$42,854 | \$225,155 | \$680,152 |
| FY 2025 Total: | \$321,494 | \$20,191 | \$225,155 | \$566,840 |
| FY 2026 Total: | \$11,312,701 | \$2,767,993 | \$225,155 | \$14,305,848 |
| FY 2027 Total: | \$261,494 | \$5,191 | \$225,155 | \$491,840 |
| Bryan STIP Total: | \$12,307,831 | \$2,836,229 | \$900,618 | \$16,044,679 |
| Bulloch | | | | |
| FY 2024 Total: | \$9,604,621 | \$2,340,973 | \$275,155 | \$12,220,749 |
| FY 2025 Total: | \$5,701,494 | \$1,365,191 | \$1,725,155 | \$8,791,840 |
| FY 2026 Total: | \$1,925,494 | \$421,191 | \$225,155 | \$2,571,840 |
| FY 2027 Total: | \$261,494 | \$5,191 | \$225,155 | \$491,840 |
| Bulloch STIP Total: | \$17,493,102 | \$4,132,547 | \$2,450,618 | \$24,076,268 |
| Burke | | | | |
| FY 2024 Total: | \$354,500 | \$45,000 | \$174,500 | \$574,000 |
| FY 2025 Total: | \$174,500 | \$0 | \$174,500 | \$349,000 |
| FY 2026 Total: | \$634,500 | \$115,000 | \$174,500 | \$924,000 |
| FY 2027 Total: | \$174,500 | \$0 | \$174,500 | \$349,000 |
| Burke STIP Total: | \$1,338,000 | \$160,000 | \$698,000 | \$2,196,000 |
| Butts | | | | |
| FY 2024 Total: | \$154,830 | \$3,055 | \$133,445 | \$291,330 |
| FY 2026 Total: | \$2,391,093 | \$597,773 | \$0 | \$2,988,866 |
| Butts STIP Total: | \$2,545,923 | \$600,828 | \$133,445 | \$3,280,196 |
| Calhoun | | | | |
| FY 2024 Total: | \$377,304 | \$12,543 | \$289,502 | \$679,349 |
| Calhoun STIP Total: | \$377,304 | \$12,543 | \$289,502 | \$679,349 |
| Camden | | | | |
| FY 2024 Total: | \$4,480,446 | \$1,059,929 | \$225,155 | \$5,765,529 |
| FY 2025 Total: | \$3,891,626 | \$912,724 | \$400,155 | \$5,204,505 |
| FY 2026 Total: | \$2,725,494 | \$621,191 | \$225,155 | \$3,571,840 |
| FY 2027 Total: | \$5,134,937 | \$1,223,552 | \$225,155 | \$6,583,644 |
| Camden STIP Total: | \$16,232,502 | \$3,817,397 | \$1,075,618 | \$21,125,518 |

STATE TRANSPORTATION IMPROVEMENT PROGRAM

02/14/2023

DRAFT

STIP Counties Summary

| | <i>Federal\$</i> | <i>State\$</i> | <i>Other\$</i> | <i>Total\$</i> |
|------------------------------|---------------------|---------------------|--------------------|---------------------|
| Candler | | | | |
| FY 2024 Total: | \$312,000 | \$78,000 | \$0 | \$390,000 |
| FY 2025 Total: | \$4,546,325 | \$1,136,581 | \$0 | \$5,682,906 |
| FY 2026 Total: | \$440,000 | \$110,000 | \$0 | \$550,000 |
| Candler STIP Total: | \$5,298,325 | \$1,324,581 | \$0 | \$6,622,906 |
| Carroll | | | | |
| FY 2024 Total: | \$5,162,017 | \$1,252,109 | \$243,710 | \$6,657,836 |
| FY 2025 Total: | \$2,408,000 | \$602,000 | \$0 | \$3,010,000 |
| FY 2026 Total: | \$400,000 | \$100,000 | \$0 | \$500,000 |
| Carroll STIP Total: | \$7,970,017 | \$1,954,109 | \$243,710 | \$10,167,836 |
| Charlton | | | | |
| FY 2024 Total: | \$140,352 | \$35,088 | \$1,218,000 | \$1,393,440 |
| FY 2025 Total: | \$8,841,831 | \$2,210,458 | \$175,000 | \$11,227,289 |
| FY 2026 Total: | \$1,664,000 | \$416,000 | \$0 | \$2,080,000 |
| FY 2027 Total: | \$1,856,000 | \$464,000 | \$0 | \$2,320,000 |
| Charlton STIP Total: | \$12,502,183 | \$3,125,546 | \$1,393,000 | \$17,020,729 |
| Chattooga | | | | |
| FY 2024 Total: | \$870,600 | \$196,400 | \$85,000 | \$1,152,000 |
| FY 2025 Total: | \$4,735,400 | \$1,162,600 | \$85,000 | \$5,983,000 |
| FY 2026 Total: | \$305,000 | \$555,000 | \$85,000 | \$945,000 |
| FY 2027 Total: | \$85,000 | \$8,850,000 | \$85,000 | \$9,020,000 |
| Chattooga STIP Total: | \$5,996,000 | \$10,764,000 | \$340,000 | \$17,100,000 |
| Clay | | | | |
| FY 2024 Total: | \$209,977 | \$6,628 | \$156,492 | \$373,096 |
| FY 2025 Total: | \$200,527 | \$6,628 | \$154,129 | \$361,284 |
| FY 2026 Total: | \$200,527 | \$6,628 | \$154,129 | \$361,284 |
| FY 2027 Total: | \$200,527 | \$6,628 | \$154,129 | \$361,284 |
| Clay STIP Total: | \$811,558 | \$26,512 | \$618,878 | \$1,456,948 |
| Clinch | | | | |
| FY 2024 Total: | \$1,008,000 | \$252,000 | \$0 | \$1,260,000 |
| FY 2027 Total: | \$4,320,000 | \$1,080,000 | \$0 | \$5,400,000 |
| Clinch STIP Total: | \$5,328,000 | \$1,332,000 | \$0 | \$6,660,000 |
| Coffee | | | | |
| FY 2024 Total: | \$100,000 | \$25,000 | \$125,000 | \$250,000 |
| FY 2025 Total: | \$3,726,436 | \$931,609 | \$0 | \$4,658,045 |
| Coffee STIP Total: | \$3,826,436 | \$956,609 | \$125,000 | \$4,908,045 |
| Colquitt | | | | |
| FY 2024 Total: | \$8,693,616 | \$2,091,621 | \$439,502 | \$11,224,739 |
| FY 2025 Total: | \$5,801,152 | \$1,450,288 | \$175,000 | \$7,426,440 |
| FY 2026 Total: | \$432,200 | \$108,050 | \$0 | \$540,250 |
| FY 2027 Total: | \$17,824,000 | \$4,456,000 | \$0 | \$22,280,000 |
| Colquitt STIP Total: | \$32,750,968 | \$8,105,959 | \$614,502 | \$41,471,429 |
| Columbia | | | | |
| FY 2024 Total: | \$265,320 | \$6,458 | \$220,115 | \$491,893 |
| FY 2025 Total: | \$265,320 | \$6,458 | \$220,115 | \$491,893 |
| FY 2026 Total: | \$265,320 | \$6,458 | \$220,115 | \$491,893 |
| FY 2027 Total: | \$265,320 | \$6,458 | \$220,115 | \$491,893 |
| Columbia STIP Total: | \$1,061,280 | \$25,832 | \$880,460 | \$1,967,572 |

STATE TRANSPORTATION IMPROVEMENT PROGRAM

02/14/2023

DRAFT

STIP Counties Summary

| | <i>Federal\$</i> | <i>State\$</i> | <i>Other\$</i> | <i>Total\$</i> |
|-----------------------------|---------------------|--------------------|--------------------|---------------------|
| Cook | | | | |
| FY 2024 Total: | \$428,208 | \$22,050 | \$85,002 | \$535,260 |
| FY 2026 Total: | \$107,800 | \$26,950 | \$0 | \$134,750 |
| Cook STIP Total: | \$536,008 | \$49,000 | \$85,002 | \$670,010 |
| Crawford | | | | |
| FY 2024 Total: | \$59,280 | \$120 | \$52,200 | \$111,600 |
| FY 2025 Total: | \$146,794 | \$2,280 | \$34,418 | \$183,492 |
| FY 2026 Total: | \$3,840 | \$480 | \$480 | \$4,800 |
| FY 2027 Total: | \$146,794 | \$2,280 | \$34,418 | \$183,492 |
| Crawford STIP Total: | \$356,707 | \$5,160 | \$121,517 | \$483,384 |
| Crisp | | | | |
| FY 2024 Total: | \$3,647,909 | \$794,846 | \$305,882 | \$4,748,637 |
| FY 2025 Total: | \$1,210,052 | \$229,257 | \$253,257 | \$1,692,566 |
| FY 2026 Total: | \$727,356 | \$108,583 | \$303,257 | \$1,139,196 |
| FY 2027 Total: | \$1,211,998 | \$229,743 | \$253,257 | \$1,694,998 |
| Crisp STIP Total: | \$6,797,314 | \$1,362,429 | \$1,115,653 | \$9,275,396 |
| Dade | | | | |
| FY 2024 Total: | \$3,849,223 | \$898,481 | \$197,317 | \$4,945,021 |
| FY 2025 Total: | \$1,575,806 | \$330,127 | \$197,317 | \$2,103,250 |
| FY 2026 Total: | \$5,357,504 | \$1,275,551 | \$197,317 | \$6,830,372 |
| FY 2027 Total: | \$332,606 | \$19,327 | \$197,317 | \$549,250 |
| Dade STIP Total: | \$11,115,139 | \$2,523,487 | \$789,268 | \$14,427,893 |
| Dawson | | | | |
| FY 2024 Total: | \$4,362,569 | \$1,045,593 | \$159,863 | \$5,568,025 |
| FY 2025 Total: | \$207,309 | \$6,778 | \$159,863 | \$373,950 |
| FY 2026 Total: | \$787,309 | \$151,778 | \$159,863 | \$1,098,950 |
| FY 2027 Total: | \$207,309 | \$6,778 | \$159,863 | \$373,950 |
| Dawson STIP Total: | \$5,564,496 | \$1,210,927 | \$639,452 | \$7,414,875 |
| Decatur | | | | |
| FY 2024 Total: | \$377,304 | \$12,543 | \$2,895,211 | \$3,285,058 |
| Decatur STIP Total: | \$377,304 | \$12,543 | \$2,895,211 | \$3,285,058 |
| Dodge | | | | |
| FY 2024 Total: | \$126,561 | \$0 | \$126,561 | \$253,122 |
| FY 2025 Total: | \$646,561 | \$130,000 | \$126,561 | \$903,122 |
| FY 2026 Total: | \$4,378,355 | \$1,062,948 | \$126,561 | \$5,567,864 |
| FY 2027 Total: | \$126,561 | \$0 | \$126,561 | \$253,122 |
| Dodge STIP Total: | \$5,278,038 | \$1,192,948 | \$506,244 | \$6,977,230 |
| Dooly | | | | |
| FY 2024 Total: | \$317,508 | \$0 | \$311,208 | \$628,716 |
| FY 2025 Total: | \$309,108 | \$0 | \$309,108 | \$618,216 |
| FY 2026 Total: | \$309,108 | \$0 | \$309,108 | \$618,216 |
| FY 2027 Total: | \$309,108 | \$0 | \$309,108 | \$618,216 |
| Dooly STIP Total: | \$1,244,832 | \$0 | \$1,238,532 | \$2,483,364 |
| Early | | | | |
| FY 2024 Total: | \$559,582 | \$58,113 | \$289,502 | \$907,196 |
| FY 2026 Total: | \$5,662,731 | \$1,415,683 | \$0 | \$7,078,414 |
| Early STIP Total: | \$6,222,313 | \$1,473,795 | \$289,502 | \$7,985,610 |

STATE TRANSPORTATION IMPROVEMENT PROGRAM

02/14/2023

DRAFT**STIP Counties Summary**

| | <i>Federal</i> \$ | <i>State</i> \$ | <i>Other</i> \$ | <i>Total</i> \$ |
|------------------------------|---------------------|--------------------|------------------|---------------------|
| Echols | | | | |
| FY 2025 Total: | \$760,000 | \$190,000 | \$250,000 | \$1,200,000 |
| FY 2026 Total: | \$6,160,000 | \$1,540,000 | \$0 | \$7,700,000 |
| FY 2027 Total: | \$8,096,000 | \$2,024,000 | \$0 | \$10,120,000 |
| Echols STIP Total: | \$15,016,000 | \$3,754,000 | \$250,000 | \$19,020,000 |
| Effingham | | | | |
| FY 2024 Total: | \$5,358,895 | \$1,279,542 | \$225,155 | \$6,863,591 |
| FY 2025 Total: | \$14,209,494 | \$3,492,191 | \$275,155 | \$17,976,840 |
| FY 2026 Total: | \$481,494 | \$60,191 | \$225,155 | \$766,840 |
| FY 2027 Total: | \$5,909,494 | \$1,417,191 | \$225,155 | \$7,551,840 |
| Effingham STIP Total: | \$25,959,375 | \$6,249,115 | \$950,618 | \$33,159,109 |
| Elbert | | | | |
| FY 2024 Total: | \$417,270 | \$49,754 | \$196,958 | \$663,982 |
| FY 2025 Total: | \$246,644 | \$7,098 | \$196,958 | \$450,700 |
| FY 2026 Total: | \$1,946,644 | \$7,098 | \$196,958 | \$2,150,700 |
| FY 2027 Total: | \$2,352,124 | \$533,468 | \$196,958 | \$3,082,551 |
| Elbert STIP Total: | \$4,962,682 | \$597,419 | \$787,832 | \$6,347,933 |
| Emanuel | | | | |
| FY 2024 Total: | \$6,162,598 | \$1,540,649 | \$0 | \$7,703,247 |
| FY 2025 Total: | \$680,000 | \$170,000 | \$100,000 | \$950,000 |
| FY 2026 Total: | \$240,000 | \$60,000 | \$0 | \$300,000 |
| FY 2027 Total: | \$2,336,000 | \$584,000 | \$0 | \$2,920,000 |
| Emanuel STIP Total: | \$9,418,598 | \$2,354,649 | \$100,000 | \$11,873,247 |
| Fannin | | | | |
| FY 2024 Total: | \$276,000 | \$25,000 | \$169,000 | \$470,000 |
| FY 2025 Total: | \$1,987,128 | \$454,000 | \$171,128 | \$2,612,256 |
| FY 2026 Total: | \$3,867,128 | \$924,000 | \$171,128 | \$4,962,256 |
| FY 2027 Total: | \$171,128 | \$0 | \$171,128 | \$342,256 |
| Fannin STIP Total: | \$6,301,385 | \$1,403,000 | \$682,385 | \$8,386,769 |
| Franklin | | | | |
| FY 2024 Total: | \$5,187,531 | \$1,296,883 | \$0 | \$6,484,414 |
| FY 2026 Total: | \$2,337,210 | \$584,303 | \$0 | \$2,921,513 |
| FY 2027 Total: | \$8,751,572 | \$2,187,893 | \$0 | \$10,939,465 |
| Franklin STIP Total: | \$16,276,314 | \$4,069,079 | \$0 | \$20,345,393 |
| Gilmer | | | | |
| FY 2024 Total: | \$1,060,683 | \$221,171 | \$44,000 | \$1,325,853 |
| FY 2025 Total: | \$371,128 | \$50,000 | \$171,128 | \$592,256 |
| FY 2026 Total: | \$651,128 | \$120,000 | \$171,128 | \$942,256 |
| FY 2027 Total: | \$371,128 | \$50,000 | \$171,128 | \$592,256 |
| Gilmer STIP Total: | \$2,454,067 | \$441,171 | \$557,385 | \$3,452,623 |
| Glascoc | | | | |
| FY 2024 Total: | \$55,000 | \$0 | \$55,000 | \$110,000 |
| FY 2025 Total: | \$55,000 | \$0 | \$55,000 | \$110,000 |
| FY 2026 Total: | \$355,000 | \$75,000 | \$55,000 | \$485,000 |
| FY 2027 Total: | \$55,000 | \$0 | \$55,000 | \$110,000 |
| Glascoc STIP Total: | \$520,000 | \$75,000 | \$220,000 | \$815,000 |

STATE TRANSPORTATION IMPROVEMENT PROGRAM

02/14/2023

DRAFT

STIP Counties Summary

| | <i>Federal\$</i> | <i>State\$</i> | <i>Other\$</i> | <i>Total\$</i> |
|------------------------------|---------------------|--------------------|--------------------|---------------------|
| Gordon | | | | |
| FY 2024 Total: | \$176,000 | \$0 | \$44,000 | \$220,000 |
| FY 2025 Total: | \$371,128 | \$50,000 | \$171,128 | \$592,256 |
| FY 2026 Total: | \$9,384,579 | \$2,303,363 | \$171,128 | \$11,859,069 |
| FY 2027 Total: | \$171,128 | \$0 | \$171,128 | \$342,256 |
| Gordon STIP Total: | \$10,102,835 | \$2,353,363 | \$557,385 | \$13,013,582 |
| Grady | | | | |
| FY 2024 Total: | \$521,304 | \$48,543 | \$289,502 | \$859,349 |
| FY 2025 Total: | \$220,000 | \$55,000 | \$50,000 | \$325,000 |
| FY 2026 Total: | \$220,000 | \$55,000 | \$0 | \$275,000 |
| FY 2027 Total: | \$7,088,000 | \$1,772,000 | \$0 | \$8,860,000 |
| Grady STIP Total: | \$8,049,304 | \$1,930,543 | \$339,502 | \$10,319,349 |
| Greene | | | | |
| FY 2024 Total: | \$337,000 | \$48,000 | \$145,000 | \$530,000 |
| FY 2025 Total: | \$353,800 | \$52,200 | \$145,000 | \$551,000 |
| FY 2026 Total: | \$974,574 | \$207,394 | \$145,000 | \$1,326,968 |
| FY 2027 Total: | \$12,313,397 | \$3,042,099 | \$145,000 | \$15,500,497 |
| Greene STIP Total: | \$13,978,772 | \$3,349,693 | \$580,000 | \$17,908,465 |
| Habersham | | | | |
| FY 2024 Total: | \$69,039 | \$0 | \$69,039 | \$138,078 |
| FY 2025 Total: | \$1,916,251 | \$461,803 | \$169,039 | \$2,547,093 |
| FY 2026 Total: | \$8,407,632 | \$2,084,648 | \$69,039 | \$10,561,319 |
| FY 2027 Total: | \$1,125,039 | \$264,000 | \$69,039 | \$1,458,078 |
| Habersham STIP Total: | \$11,517,961 | \$2,810,451 | \$376,156 | \$14,704,568 |
| Hancock | | | | |
| FY 2024 Total: | \$2,060,002 | \$461,407 | \$364,375 | \$2,885,784 |
| FY 2025 Total: | \$214,375 | \$0 | \$214,375 | \$428,750 |
| FY 2026 Total: | \$7,132,440 | \$1,729,516 | \$214,375 | \$9,076,332 |
| FY 2027 Total: | \$214,375 | \$0 | \$214,375 | \$428,750 |
| Hancock STIP Total: | \$9,621,193 | \$2,190,923 | \$1,007,500 | \$12,819,616 |
| Haralson | | | | |
| FY 2024 Total: | \$118,916 | \$0 | \$118,916 | \$237,832 |
| FY 2025 Total: | \$118,916 | \$0 | \$118,916 | \$237,832 |
| FY 2026 Total: | \$118,916 | \$0 | \$118,916 | \$237,832 |
| FY 2027 Total: | \$118,916 | \$0 | \$118,916 | \$237,832 |
| Haralson STIP Total: | \$475,664 | \$0 | \$475,664 | \$951,328 |
| Harris | | | | |
| FY 2024 Total: | \$224,874 | \$53,856 | \$2,362 | \$281,092 |
| FY 2027 Total: | \$9,955,159 | \$2,488,790 | \$0 | \$12,443,949 |
| Harris STIP Total: | \$10,180,033 | \$2,542,646 | \$2,362 | \$12,725,042 |
| Hart | | | | |
| FY 2024 Total: | \$288,775 | \$54,000 | \$72,775 | \$415,550 |
| FY 2025 Total: | \$72,775 | \$0 | \$72,775 | \$145,550 |
| FY 2026 Total: | \$572,775 | \$125,000 | \$72,775 | \$770,550 |
| FY 2027 Total: | \$72,775 | \$0 | \$72,775 | \$145,550 |
| Hart STIP Total: | \$1,007,100 | \$179,000 | \$291,100 | \$1,477,200 |

STATE TRANSPORTATION IMPROVEMENT PROGRAM

02/14/2023

DRAFT

STIP Counties Summary

| | <i>Federal\$</i> | <i>State\$</i> | <i>Other\$</i> | <i>Total\$</i> |
|------------------------------|--------------------|------------------|------------------|--------------------|
| Heard | | | | |
| FY 2024 Total: | \$78,887 | \$30 | \$78,677 | \$157,594 |
| FY 2025 Total: | \$298,887 | \$55,030 | \$128,677 | \$482,594 |
| FY 2026 Total: | \$78,887 | \$30 | \$78,677 | \$157,594 |
| FY 2027 Total: | \$2,846,887 | \$692,030 | \$78,677 | \$3,617,594 |
| Heard STIP Total: | \$3,303,548 | \$747,120 | \$364,708 | \$4,415,376 |
| Irwin | | | | |
| FY 2024 Total: | \$122,400 | \$30,600 | \$75,000 | \$228,000 |
| FY 2025 Total: | \$1,139,830 | \$284,958 | \$0 | \$1,424,788 |
| Irwin STIP Total: | \$1,262,230 | \$315,558 | \$75,000 | \$1,652,788 |
| Jackson | | | | |
| FY 2024 Total: | \$293,241 | \$52,020 | \$85,161 | \$430,422 |
| FY 2025 Total: | \$85,161 | \$0 | \$85,161 | \$170,322 |
| FY 2026 Total: | \$85,161 | \$0 | \$85,161 | \$170,322 |
| FY 2027 Total: | \$85,161 | \$0 | \$85,161 | \$170,322 |
| Jackson STIP Total: | \$548,724 | \$52,020 | \$340,644 | \$941,388 |
| Jasper | | | | |
| FY 2024 Total: | \$2,877,166 | \$719,292 | \$0 | \$3,596,458 |
| FY 2026 Total: | \$680,000 | \$170,000 | \$0 | \$850,000 |
| Jasper STIP Total: | \$3,557,166 | \$889,292 | \$0 | \$4,446,458 |
| Jefferson | | | | |
| FY 2024 Total: | \$188,164 | \$540 | \$184,384 | \$373,088 |
| FY 2025 Total: | \$338,560 | \$320 | \$84,320 | \$423,200 |
| FY 2026 Total: | \$338,560 | \$320 | \$84,320 | \$423,200 |
| FY 2027 Total: | \$338,560 | \$320 | \$84,320 | \$423,200 |
| Jefferson STIP Total: | \$1,203,844 | \$1,500 | \$437,344 | \$1,642,688 |
| Jenkins | | | | |
| FY 2024 Total: | \$38,966 | \$0 | \$38,966 | \$77,932 |
| FY 2025 Total: | \$38,966 | \$0 | \$38,966 | \$77,932 |
| FY 2026 Total: | \$38,966 | \$0 | \$38,966 | \$77,932 |
| Jenkins STIP Total: | \$116,898 | \$0 | \$116,898 | \$233,796 |
| Johnson | | | | |
| FY 2024 Total: | \$3,061,106 | \$765,276 | \$0 | \$3,826,382 |
| Johnson STIP Total: | \$3,061,106 | \$765,276 | \$0 | \$3,826,382 |
| Jones | | | | |
| FY 2024 Total: | \$436,986 | \$70,335 | \$109,405 | \$616,726 |
| FY 2025 Total: | \$2,236,506 | \$521,815 | \$107,805 | \$2,866,126 |
| FY 2026 Total: | \$314,506 | \$41,315 | \$107,805 | \$463,626 |
| FY 2027 Total: | \$204,506 | \$13,815 | \$107,805 | \$326,126 |
| Jones STIP Total: | \$3,192,504 | \$647,280 | \$432,820 | \$4,272,604 |
| Lamar | | | | |
| FY 2024 Total: | \$771,024 | \$59,603 | \$158,445 | \$989,072 |
| FY 2025 Total: | \$1,431,469 | \$357,867 | \$0 | \$1,789,336 |
| FY 2026 Total: | \$660,000 | \$165,000 | \$0 | \$825,000 |
| Lamar STIP Total: | \$2,862,492 | \$582,471 | \$158,445 | \$3,603,408 |

STATE TRANSPORTATION IMPROVEMENT PROGRAM

02/14/2023

DRAFT

STIP Counties Summary

| | <i>Federal\$</i> | <i>State\$</i> | <i>Other\$</i> | <i>Total\$</i> |
|-----------------------------|---------------------|--------------------|------------------|---------------------|
| Laurens | | | | |
| FY 2024 Total: | \$1,662,188 | \$415,547 | \$0 | \$2,077,735 |
| FY 2025 Total: | \$10,188 | \$2,547 | \$150,000 | \$162,734 |
| FY 2026 Total: | \$3,723,567 | \$930,892 | \$0 | \$4,654,458 |
| Laurens STIP Total: | \$5,395,943 | \$1,348,986 | \$150,000 | \$6,894,928 |
| Lee | | | | |
| FY 2024 Total: | \$293,458 | \$9,756 | \$225,168 | \$528,382 |
| Lee STIP Total: | \$293,458 | \$9,756 | \$225,168 | \$528,382 |
| Lincoln | | | | |
| FY 2024 Total: | \$480,697 | \$60,551 | \$238,492 | \$779,740 |
| FY 2027 Total: | \$9,114,491 | \$2,278,623 | \$0 | \$11,393,114 |
| Lincoln STIP Total: | \$9,595,189 | \$2,339,174 | \$238,492 | \$12,172,855 |
| Long | | | | |
| FY 2024 Total: | \$2,949,197 | \$677,117 | \$225,155 | \$3,851,468 |
| FY 2025 Total: | \$261,494 | \$5,191 | \$225,155 | \$491,840 |
| FY 2026 Total: | \$261,494 | \$5,191 | \$225,155 | \$491,840 |
| Long STIP Total: | \$3,472,184 | \$687,500 | \$675,464 | \$4,835,147 |
| Lumpkin | | | | |
| FY 2024 Total: | \$478,946 | \$70,000 | \$198,946 | \$747,892 |
| FY 2025 Total: | \$10,709,041 | \$2,652,392 | \$99,473 | \$13,460,906 |
| FY 2026 Total: | \$220,000 | \$55,000 | \$0 | \$275,000 |
| FY 2027 Total: | \$99,473 | \$0 | \$99,473 | \$198,946 |
| Lumpkin STIP Total: | \$11,507,460 | \$2,777,392 | \$397,892 | \$14,682,744 |
| Macon | | | | |
| FY 2024 Total: | \$1,035,709 | \$220,565 | \$196,362 | \$1,452,636 |
| FY 2025 Total: | \$155,000 | \$0 | \$155,000 | \$310,000 |
| FY 2026 Total: | \$1,993,011 | \$459,503 | \$155,000 | \$2,607,513 |
| FY 2027 Total: | \$155,000 | \$0 | \$155,000 | \$310,000 |
| Macon STIP Total: | \$3,338,720 | \$680,067 | \$661,362 | \$4,680,150 |
| Madison | | | | |
| FY 2024 Total: | \$1,525,326 | \$381,331 | \$0 | \$1,906,657 |
| FY 2025 Total: | \$220,000 | \$55,000 | \$50,000 | \$325,000 |
| FY 2026 Total: | \$1,822,810 | \$455,702 | \$0 | \$2,278,512 |
| FY 2027 Total: | \$1,728,000 | \$432,000 | \$0 | \$2,160,000 |
| Madison STIP Total: | \$5,296,136 | \$1,324,034 | \$50,000 | \$6,670,170 |
| Marion | | | | |
| FY 2024 Total: | \$8,400 | \$0 | \$2,100 | \$10,500 |
| Marion STIP Total: | \$8,400 | \$0 | \$2,100 | \$10,500 |
| McDuffie | | | | |
| FY 2024 Total: | \$139,840 | \$0 | \$139,840 | \$279,680 |
| FY 2025 Total: | \$191,533 | \$0 | \$191,533 | \$383,066 |
| FY 2026 Total: | \$1,721,197 | \$382,416 | \$191,533 | \$2,295,147 |
| FY 2027 Total: | \$191,533 | \$0 | \$191,533 | \$383,066 |
| McDuffie STIP Total: | \$2,244,103 | \$382,416 | \$714,439 | \$3,340,959 |

STATE TRANSPORTATION IMPROVEMENT PROGRAM

02/14/2023

DRAFT

STIP Counties Summary

| | <i>Federal\$</i> | <i>State\$</i> | <i>Other\$</i> | <i>Total\$</i> |
|-------------------------------|---------------------|---------------------|------------------|----------------------|
| McIntosh | | | | |
| FY 2024 Total: | \$453,494 | \$53,191 | \$225,155 | \$731,840 |
| FY 2025 Total: | \$261,494 | \$5,191 | \$225,155 | \$491,840 |
| FY 2026 Total: | \$23,671,937 | \$5,857,802 | \$225,155 | \$29,754,893 |
| FY 2027 Total: | \$261,494 | \$5,191 | \$225,155 | \$491,840 |
| McIntosh STIP Total: | \$24,648,418 | \$5,921,376 | \$900,618 | \$31,470,412 |
| Meriwether | | | | |
| FY 2024 Total: | \$362,910 | \$55,075 | \$133,445 | \$551,430 |
| FY 2025 Total: | \$360,000 | \$90,000 | \$0 | \$450,000 |
| FY 2026 Total: | \$96,986 | \$24,246 | \$60,616 | \$181,849 |
| FY 2027 Total: | \$6,594,005 | \$1,648,501 | \$0 | \$8,242,506 |
| Meriwether STIP Total: | \$7,413,901 | \$1,817,823 | \$194,061 | \$9,425,785 |
| Miller | | | | |
| FY 2024 Total: | \$377,304 | \$12,543 | \$289,502 | \$679,349 |
| Miller STIP Total: | \$377,304 | \$12,543 | \$289,502 | \$679,349 |
| Mitchell | | | | |
| FY 2024 Total: | \$499,704 | \$43,143 | \$364,502 | \$907,349 |
| FY 2025 Total: | \$2,496,960 | \$624,240 | \$0 | \$3,121,200 |
| Mitchell STIP Total: | \$2,996,664 | \$667,383 | \$364,502 | \$4,028,549 |
| Monroe | | | | |
| FY 2024 Total: | \$5,990,848 | \$1,495,632 | \$2,080 | \$7,488,560 |
| FY 2025 Total: | \$2,035,840 | \$508,480 | \$480 | \$2,544,800 |
| FY 2026 Total: | \$3,840 | \$480 | \$480 | \$4,800 |
| FY 2027 Total: | \$3,840 | \$480 | \$480 | \$4,800 |
| Monroe STIP Total: | \$8,034,368 | \$2,005,072 | \$3,520 | \$10,042,960 |
| Morgan | | | | |
| FY 2024 Total: | \$77,105,414 | \$19,212,000 | \$64,354 | \$96,381,768 |
| FY 2025 Total: | \$909,058 | \$164,307 | \$232,308 | \$1,305,673 |
| FY 2026 Total: | \$717,858 | \$116,507 | \$232,308 | \$1,066,673 |
| FY 2027 Total: | \$9,089,456 | \$2,209,406 | \$232,308 | \$11,531,170 |
| Morgan STIP Total: | \$87,821,786 | \$21,702,220 | \$761,278 | \$110,285,284 |
| Murray | | | | |
| FY 2024 Total: | \$308,000 | \$33,000 | \$44,000 | \$385,000 |
| FY 2025 Total: | \$1,172,728 | \$250,400 | \$171,128 | \$1,594,256 |
| FY 2026 Total: | \$2,431,128 | \$565,000 | \$171,128 | \$3,167,256 |
| FY 2027 Total: | \$9,498,734 | \$2,331,901 | \$171,128 | \$12,001,763 |
| Murray STIP Total: | \$13,410,590 | \$3,180,301 | \$557,385 | \$17,148,276 |
| Oconee | | | | |
| FY 2024 Total: | \$3,356,899 | \$839,225 | \$460,897 | \$4,657,021 |
| FY 2026 Total: | \$585,670 | \$146,417 | \$0 | \$732,087 |
| Oconee STIP Total: | \$3,942,568 | \$985,642 | \$460,897 | \$5,389,108 |
| Peach | | | | |
| FY 2024 Total: | \$226,872 | \$13,257 | \$127,837 | \$367,966 |
| FY 2025 Total: | \$222,392 | \$13,737 | \$126,237 | \$362,366 |
| FY 2026 Total: | \$222,392 | \$13,737 | \$126,237 | \$362,366 |
| FY 2027 Total: | \$2,282,078 | \$528,659 | \$126,237 | \$2,936,974 |
| Peach STIP Total: | \$2,953,734 | \$569,390 | \$506,548 | \$4,029,672 |

STATE TRANSPORTATION IMPROVEMENT PROGRAM

02/14/2023

DRAFT

STIP Counties Summary

| | <i>Federal\$</i> | <i>State\$</i> | <i>Other\$</i> | <i>Total\$</i> |
|----------------------------|--------------------|--------------------|------------------|--------------------|
| Pickens | | | | |
| FY 2024 Total: | \$1,040,000 | \$216,000 | \$44,000 | \$1,300,000 |
| FY 2025 Total: | \$271,128 | \$25,000 | \$171,128 | \$467,256 |
| FY 2026 Total: | \$2,067,128 | \$474,000 | \$171,128 | \$2,712,256 |
| FY 2027 Total: | \$2,741,804 | \$642,669 | \$171,128 | \$3,555,601 |
| Pickens STIP Total: | \$6,120,060 | \$1,357,669 | \$557,385 | \$8,035,114 |
| Pierce | | | | |
| FY 2024 Total: | \$1,366,747 | \$299,781 | \$41,906 | \$1,708,433 |
| Pierce STIP Total: | \$1,366,747 | \$299,781 | \$41,906 | \$1,708,433 |
| Pike | | | | |
| FY 2024 Total: | \$343,650 | \$3,525 | \$153,975 | \$501,150 |
| FY 2025 Total: | \$120,000 | \$30,000 | \$0 | \$150,000 |
| FY 2026 Total: | \$296,203 | \$74,051 | \$47,627 | \$417,881 |
| FY 2027 Total: | \$3,155,728 | \$788,932 | \$0 | \$3,944,660 |
| Pike STIP Total: | \$3,915,581 | \$896,508 | \$201,602 | \$5,013,691 |
| Polk | | | | |
| FY 2024 Total: | \$1,249,344 | \$300,404 | \$111,932 | \$1,661,680 |
| FY 2025 Total: | \$2,696,000 | \$674,000 | \$125,000 | \$3,495,000 |
| FY 2027 Total: | \$1,696,000 | \$424,000 | \$0 | \$2,120,000 |
| Polk STIP Total: | \$5,641,344 | \$1,398,404 | \$236,932 | \$7,276,680 |
| Pulaski | | | | |
| FY 2024 Total: | \$5,499,737 | \$1,354,106 | \$55,990 | \$6,909,833 |
| FY 2025 Total: | \$106,940 | \$7,507 | \$54,390 | \$168,837 |
| FY 2026 Total: | \$106,940 | \$7,507 | \$54,390 | \$168,837 |
| FY 2027 Total: | \$106,940 | \$7,507 | \$54,390 | \$168,837 |
| Pulaski STIP Total: | \$5,820,557 | \$1,376,627 | \$219,160 | \$7,416,344 |
| Putnam | | | | |
| FY 2024 Total: | \$726,080 | \$142,500 | \$271,720 | \$1,140,300 |
| FY 2025 Total: | \$1,527,690 | \$340,488 | \$163,577 | \$2,031,756 |
| FY 2026 Total: | \$718,617 | \$138,220 | \$163,577 | \$1,020,414 |
| FY 2027 Total: | \$168,617 | \$720 | \$163,577 | \$332,914 |
| Putnam STIP Total: | \$3,141,004 | \$621,928 | \$762,451 | \$4,525,384 |
| Quitman | | | | |
| FY 2024 Total: | \$252,863 | \$6,668 | \$202,252 | \$461,783 |
| FY 2025 Total: | \$247,613 | \$6,668 | \$200,940 | \$455,220 |
| FY 2026 Total: | \$247,613 | \$6,668 | \$200,940 | \$455,220 |
| FY 2027 Total: | \$247,613 | \$6,668 | \$200,940 | \$455,220 |
| Quitman STIP Total: | \$995,701 | \$26,671 | \$805,071 | \$1,827,443 |
| Rabun | | | | |
| FY 2024 Total: | \$135,347 | \$0 | \$135,347 | \$270,694 |
| FY 2025 Total: | \$163,850 | \$0 | \$163,850 | \$327,700 |
| FY 2026 Total: | \$2,916,406 | \$688,139 | \$163,850 | \$3,768,395 |
| FY 2027 Total: | \$163,850 | \$0 | \$163,850 | \$327,700 |
| Rabun STIP Total: | \$3,379,453 | \$688,139 | \$626,897 | \$4,694,489 |

STATE TRANSPORTATION IMPROVEMENT PROGRAM

02/14/2023

DRAFT

STIP Counties Summary

| | <i>Federal\$</i> | <i>State\$</i> | <i>Other\$</i> | <i>Total\$</i> |
|-----------------------------|--------------------|--------------------|---------------------|---------------------|
| Randolph | | | | |
| FY 2024 Total: | \$252,863 | \$6,668 | \$202,252 | \$461,783 |
| FY 2025 Total: | \$247,613 | \$6,668 | \$200,940 | \$455,220 |
| FY 2026 Total: | \$247,613 | \$6,668 | \$200,940 | \$455,220 |
| FY 2027 Total: | \$247,613 | \$6,668 | \$200,940 | \$455,220 |
| Randolph STIP Total: | \$995,701 | \$26,671 | \$805,071 | \$1,827,443 |
| Schley | | | | |
| FY 2024 Total: | \$2,091,870 | \$520,867 | \$2,100 | \$2,614,837 |
| Schley STIP Total: | \$2,091,870 | \$520,867 | \$2,100 | \$2,614,837 |
| Screven | | | | |
| FY 2024 Total: | \$461,494 | \$55,191 | \$350,155 | \$866,840 |
| FY 2025 Total: | \$4,029,494 | \$947,191 | \$225,155 | \$5,201,840 |
| FY 2026 Total: | \$261,494 | \$5,191 | \$225,155 | \$491,840 |
| FY 2027 Total: | \$261,494 | \$5,191 | \$225,155 | \$491,840 |
| Screven STIP Total: | \$5,013,974 | \$1,012,765 | \$1,025,618 | \$7,052,358 |
| Seminole | | | | |
| FY 2024 Total: | \$557,304 | \$57,543 | \$289,502 | \$904,349 |
| FY 2026 Total: | \$220,000 | \$55,000 | \$0 | \$275,000 |
| Seminole STIP Total: | \$777,304 | \$112,543 | \$289,502 | \$1,179,349 |
| Spalding | | | | |
| FY 2024 Total: | \$284,394 | \$16,248 | \$230,300 | \$530,942 |
| FY 2025 Total: | \$1,431,469 | \$357,867 | \$0 | \$1,789,336 |
| Spalding STIP Total: | \$1,715,862 | \$374,116 | \$230,300 | \$2,320,278 |
| Stephens | | | | |
| FY 2025 Total: | \$660,000 | \$165,000 | \$200,000 | \$1,025,000 |
| FY 2027 Total: | \$8,384,000 | \$2,096,000 | \$0 | \$10,480,000 |
| Stephens STIP Total: | \$9,044,000 | \$2,261,000 | \$200,000 | \$11,505,000 |
| Stewart | | | | |
| FY 2024 Total: | \$263,516 | \$6,870 | \$209,129 | \$479,515 |
| FY 2025 Total: | \$255,116 | \$6,870 | \$207,029 | \$469,015 |
| FY 2026 Total: | \$255,116 | \$6,870 | \$207,029 | \$469,015 |
| FY 2027 Total: | \$255,116 | \$6,870 | \$207,029 | \$469,015 |
| Stewart STIP Total: | \$1,028,865 | \$27,479 | \$830,215 | \$1,886,559 |
| Sumter | | | | |
| FY 2024 Total: | \$273,449 | \$38,079 | \$80,284 | \$391,811 |
| FY 2025 Total: | \$2,617,847 | \$654,462 | \$0 | \$3,272,308 |
| FY 2026 Total: | \$0 | \$0 | \$42,223,800 | \$42,223,800 |
| Sumter STIP Total: | \$2,891,295 | \$692,540 | \$42,304,084 | \$45,887,919 |
| Talbot | | | | |
| FY 2024 Total: | \$1,840,250 | \$400,276 | \$216,239 | \$2,456,766 |
| FY 2025 Total: | \$685,489 | \$112,111 | \$290,714 | \$1,088,314 |
| FY 2026 Total: | \$265,489 | \$7,111 | \$215,714 | \$488,314 |
| FY 2027 Total: | \$1,833,489 | \$399,111 | \$215,714 | \$2,448,314 |
| Talbot STIP Total: | \$4,624,717 | \$918,609 | \$938,381 | \$6,481,708 |

STATE TRANSPORTATION IMPROVEMENT PROGRAM

02/14/2023

DRAFT

STIP Counties Summary

| | <i>Federal\$</i> | <i>State\$</i> | <i>Other\$</i> | <i>Total\$</i> |
|-------------------------------|---------------------|--------------------|--------------------|---------------------|
| Taliaferro | | | | |
| FY 2024 Total: | \$44,850 | \$100 | \$44,150 | \$89,100 |
| FY 2025 Total: | \$284,850 | \$60,100 | \$44,150 | \$389,100 |
| FY 2026 Total: | \$44,850 | \$100 | \$44,150 | \$89,100 |
| FY 2027 Total: | \$44,850 | \$100 | \$44,150 | \$89,100 |
| Taliaferro STIP Total: | \$419,400 | \$60,400 | \$176,600 | \$656,400 |
| Tattnall | | | | |
| FY 2024 Total: | \$956,000 | \$239,000 | \$0 | \$1,195,000 |
| Tattnall STIP Total: | \$956,000 | \$239,000 | \$0 | \$1,195,000 |
| Taylor | | | | |
| FY 2024 Total: | \$360,164 | \$41,816 | \$190,725 | \$592,705 |
| FY 2025 Total: | \$214,158 | \$200 | \$213,958 | \$428,316 |
| FY 2026 Total: | \$4,568,484 | \$1,088,781 | \$213,958 | \$5,871,223 |
| FY 2027 Total: | \$214,158 | \$200 | \$213,958 | \$428,316 |
| Taylor STIP Total: | \$5,356,964 | \$1,130,997 | \$832,599 | \$7,320,560 |
| Telfair | | | | |
| FY 2024 Total: | \$128,617 | \$6,827 | \$80,828 | \$216,272 |
| FY 2025 Total: | \$128,617 | \$6,827 | \$80,828 | \$216,272 |
| FY 2026 Total: | \$128,617 | \$6,827 | \$80,828 | \$216,272 |
| FY 2027 Total: | \$128,617 | \$6,827 | \$80,828 | \$216,272 |
| Telfair STIP Total: | \$514,468 | \$27,308 | \$323,312 | \$865,088 |
| Terrell | | | | |
| FY 2024 Total: | \$167,691 | \$5,575 | \$128,667 | \$301,933 |
| FY 2025 Total: | \$900,000 | \$225,000 | \$50,000 | \$1,175,000 |
| FY 2027 Total: | \$1,088,000 | \$272,000 | \$0 | \$1,360,000 |
| Terrell STIP Total: | \$2,155,691 | \$502,575 | \$178,667 | \$2,836,933 |
| Thomas | | | | |
| FY 2024 Total: | \$1,187,509 | \$120,906 | \$731,586 | \$2,040,001 |
| FY 2025 Total: | \$5,062,933 | \$1,089,762 | \$606,586 | \$6,759,280 |
| FY 2026 Total: | \$7,173,116 | \$1,617,308 | \$606,586 | \$9,397,010 |
| FY 2027 Total: | \$833,617 | \$32,433 | \$606,586 | \$1,472,636 |
| Thomas STIP Total: | \$14,257,175 | \$2,860,409 | \$2,551,344 | \$19,668,927 |
| Tift | | | | |
| FY 2024 Total: | \$402,938 | \$54,000 | \$46,734 | \$503,672 |
| FY 2026 Total: | \$220,000 | \$55,000 | \$0 | \$275,000 |
| Tift STIP Total: | \$622,938 | \$109,000 | \$46,734 | \$778,672 |
| Towns | | | | |
| FY 2024 Total: | \$25,255,575 | \$0 | \$55,575 | \$25,311,150 |
| FY 2025 Total: | \$345,824 | \$70,000 | \$65,824 | \$481,648 |
| FY 2026 Total: | \$65,824 | \$0 | \$65,824 | \$131,648 |
| FY 2027 Total: | \$65,824 | \$0 | \$65,824 | \$131,648 |
| Towns STIP Total: | \$25,733,047 | \$70,000 | \$253,047 | \$26,056,094 |

STATE TRANSPORTATION IMPROVEMENT PROGRAM

02/14/2023

DRAFT

STIP Counties Summary

| | <i>Federal\$</i> | <i>State\$</i> | <i>Other\$</i> | <i>Total\$</i> |
|---------------------------|---------------------|--------------------|--------------------|---------------------|
| Troup | | | | |
| FY 2024 Total: | \$260,455 | \$360 | \$257,935 | \$518,750 |
| FY 2025 Total: | \$451,206 | \$640 | \$112,162 | \$564,008 |
| FY 2026 Total: | \$451,206 | \$640 | \$112,162 | \$564,008 |
| FY 2027 Total: | \$451,206 | \$640 | \$112,162 | \$564,008 |
| Troup STIP Total: | \$1,614,074 | \$2,280 | \$594,420 | \$2,210,774 |
| Turner | | | | |
| FY 2024 Total: | \$304,581 | \$50,000 | \$26,145 | \$380,726 |
| FY 2026 Total: | \$1,440,000 | \$360,000 | \$0 | \$1,800,000 |
| Turner STIP Total: | \$1,744,581 | \$410,000 | \$26,145 | \$2,180,726 |
| Twiggs | | | | |
| FY 2024 Total: | \$138,490 | \$6,827 | \$79,780 | \$225,097 |
| FY 2025 Total: | \$130,650 | \$7,667 | \$76,980 | \$215,297 |
| FY 2026 Total: | \$130,650 | \$7,667 | \$76,980 | \$215,297 |
| FY 2027 Total: | \$130,650 | \$7,667 | \$76,980 | \$215,297 |
| Twiggs STIP Total: | \$530,440 | \$29,828 | \$310,720 | \$870,988 |
| Union | | | | |
| FY 2024 Total: | \$37,443,826 | \$633,733 | \$66,548 | \$38,144,107 |
| FY 2025 Total: | \$385,360 | \$69,116 | \$116,548 | \$571,024 |
| FY 2026 Total: | \$165,360 | \$14,116 | \$66,548 | \$246,024 |
| FY 2027 Total: | \$773,360 | \$166,116 | \$66,548 | \$1,006,024 |
| Union STIP Total: | \$38,767,906 | \$883,081 | \$316,192 | \$39,967,179 |
| Upson | | | | |
| FY 2024 Total: | \$2,781,583 | \$662,486 | \$123,180 | \$3,567,248 |
| FY 2025 Total: | \$400,000 | \$100,000 | \$0 | \$500,000 |
| FY 2026 Total: | \$60,000 | \$15,000 | \$0 | \$75,000 |
| Upson STIP Total: | \$3,241,583 | \$777,486 | \$123,180 | \$4,142,248 |
| Walker | | | | |
| FY 2024 Total: | \$1,114,463 | \$180,793 | \$343,913 | \$1,639,169 |
| FY 2025 Total: | \$674,463 | \$70,793 | \$393,913 | \$1,139,169 |
| FY 2026 Total: | \$2,240,863 | \$462,393 | \$343,913 | \$3,047,169 |
| FY 2027 Total: | \$1,782,463 | \$347,793 | \$343,913 | \$2,474,169 |
| Walker STIP Total: | \$5,812,252 | \$1,061,772 | \$1,425,652 | \$8,299,676 |
| Walton | | | | |
| FY 2024 Total: | \$1,641,651 | \$394,929 | \$15,484 | \$2,052,064 |
| FY 2025 Total: | \$480,000 | \$120,000 | \$0 | \$600,000 |
| FY 2026 Total: | \$14,320,000 | \$3,580,000 | \$0 | \$17,900,000 |
| Walton STIP Total: | \$16,441,651 | \$4,094,929 | \$15,484 | \$20,552,064 |

STATE TRANSPORTATION IMPROVEMENT PROGRAM

02/14/2023

DRAFT

STIP Counties Summary

| | <i>Federal\$</i> | <i>State\$</i> | <i>Other\$</i> | <i>Total\$</i> |
|----------------------------|---------------------|--------------------|---------------------|---------------------|
| Ware | | | | |
| FY 2024 Total: | \$205,946 | \$0 | \$51,486 | \$257,432 |
| FY 2025 Total: | \$200,000 | \$50,000 | \$3,239,000 | \$3,489,000 |
| FY 2026 Total: | \$2,920,000 | \$730,000 | \$6,761,000 | \$10,411,000 |
| Ware STIP Total: | \$3,325,946 | \$780,000 | \$10,051,486 | \$14,157,432 |
| Warren | | | | |
| FY 2024 Total: | \$491,000 | \$101,000 | \$87,000 | \$679,000 |
| FY 2025 Total: | \$87,000 | \$0 | \$87,000 | \$174,000 |
| FY 2026 Total: | \$417,000 | \$82,500 | \$87,000 | \$586,500 |
| FY 2027 Total: | \$87,000 | \$0 | \$87,000 | \$174,000 |
| Warren STIP Total: | \$1,082,000 | \$183,500 | \$348,000 | \$1,613,500 |
| Wayne | | | | |
| FY 2024 Total: | \$6,794,164 | \$1,587,726 | \$411,333 | \$8,793,224 |
| FY 2025 Total: | \$672,496 | \$57,309 | \$436,333 | \$1,166,138 |
| FY 2026 Total: | \$3,880,496 | \$859,309 | \$361,333 | \$5,101,138 |
| FY 2027 Total: | \$552,496 | \$27,309 | \$361,333 | \$941,138 |
| Wayne STIP Total: | \$11,899,652 | \$2,531,653 | \$1,570,332 | \$16,001,638 |
| Webster | | | | |
| FY 2024 Total: | \$1,050 | \$0 | \$262 | \$1,312 |
| Webster STIP Total: | \$1,050 | \$0 | \$262 | \$1,312 |
| Wheeler | | | | |
| FY 2024 Total: | \$100,537 | \$0 | \$100,537 | \$201,074 |
| FY 2025 Total: | \$100,537 | \$0 | \$100,537 | \$201,074 |
| FY 2026 Total: | \$100,537 | \$0 | \$100,537 | \$201,074 |
| FY 2027 Total: | \$100,537 | \$0 | \$100,537 | \$201,074 |
| Wheeler STIP Total: | \$402,148 | \$0 | \$402,148 | \$804,296 |
| White | | | | |
| FY 2024 Total: | \$390,000 | \$0 | \$0 | \$390,000 |
| FY 2025 Total: | \$4,902,781 | \$1,225,695 | \$0 | \$6,128,476 |
| FY 2026 Total: | \$580,000 | \$145,000 | \$0 | \$725,000 |
| FY 2027 Total: | \$360,000 | \$90,000 | \$0 | \$450,000 |
| White STIP Total: | \$6,232,781 | \$1,460,695 | \$0 | \$7,693,476 |
| Wilcox | | | | |
| FY 2024 Total: | \$122,533 | \$0 | \$30,633 | \$153,166 |
| FY 2025 Total: | \$112,500 | \$0 | \$112,500 | \$225,000 |
| FY 2026 Total: | \$112,500 | \$0 | \$112,500 | \$225,000 |
| FY 2027 Total: | \$112,500 | \$0 | \$112,500 | \$225,000 |
| Wilcox STIP Total: | \$460,033 | \$0 | \$368,133 | \$828,166 |

STATE TRANSPORTATION IMPROVEMENT PROGRAM

02/14/2023

DRAFT

STIP Counties Summary

| | <i>Federal\$</i> | <i>State\$</i> | <i>Other\$</i> | <i>Total\$</i> |
|------------------------------|------------------------|----------------------|----------------------|------------------------|
| <i>Wilkes</i> | | | | |
| FY 2024 Total: | \$260,243 | \$31,212 | \$108,849 | \$400,304 |
| FY 2025 Total: | \$2,229,820 | \$530,604 | \$107,404 | \$2,867,828 |
| FY 2026 Total: | \$2,308,628 | \$550,306 | \$107,404 | \$2,966,338 |
| FY 2027 Total: | \$107,404 | \$0 | \$107,404 | \$214,808 |
| Wilkes STIP Total: | \$4,906,096 | \$1,112,122 | \$431,061 | \$6,449,278 |
| <i>Wilkinson</i> | | | | |
| FY 2024 Total: | \$475,946 | \$80,000 | \$38,986 | \$594,932 |
| FY 2025 Total: | \$161,874 | \$7,197 | \$111,494 | \$280,565 |
| FY 2026 Total: | \$4,161,874 | \$1,007,197 | \$111,494 | \$5,280,565 |
| FY 2027 Total: | \$224,452 | \$600 | \$55,513 | \$280,565 |
| Wilkinson STIP Total: | \$5,024,146 | \$1,094,994 | \$317,487 | \$6,436,627 |
| <i>Worth</i> | | | | |
| FY 2024 Total: | \$125,768 | \$4,181 | \$96,501 | \$226,450 |
| FY 2025 Total: | \$1,358,346 | \$339,587 | \$0 | \$1,697,933 |
| Worth STIP Total: | \$1,484,114 | \$343,768 | \$96,501 | \$1,924,382 |
| STIP Grand Total: | \$3,909,150,720 | \$769,101,275 | \$200,500,919 | \$4,878,752,914 |

Note: Cost estimates in this section show only the county's portion of the project; If the totals are different from the list above it is an indication that the project is in multiple counties.



Apéndice A: Glosario

Reparto proporcional

La participación justa de cada estado en el Fondo de Fideicomiso Vial.

ATMS

Advanced Transportation Management System (Sistema Avanzado de Gestión de Transporte): un sistema computarizado que integra funciones de gestión de datos, voz y video para recopilar información sobre la infraestructura de transporte y análisis de desempeño, y que respalda decisiones tomadas sobre la gestión de tráfico, basándose en información en tiempo real.

Autoridad de gasto federal disponible

La autoridad para hacer gastos de una fuente de fondos particular, por un periodo especificado, hasta un nivel establecido, provisto con la fijación de una cuota de adjudicación.

BIL/IIJA

La Ley de Infraestructura Bipartita -también conocida como Ley de Empleo e Inversiones en Infraestructura- que el presidente Biden sancionó como ley el 15 de noviembre de 2021. La ley autoriza 1.2 trillones para gastos de transporte e infraestructura, de los cuales \$550 mil millones serán para inversiones y programas nuevos.

CMAQ

Congestion Mitigation and Air Quality Improvement Program (Programa para la mejora de la calidad del aire y la mitigación de la congestión vehicular): dirige fondos principalmente a áreas que no han alcanzado ciertos niveles de calidad del aire. Los proyectos auspiciados en este programa incluyen mejoras del transporte público y carriles para vehículos con varios pasajeros.

Corredor

Un área normalmente lineal, definida por una o más modalidades de transporte, como por ejemplo carreteras, ferrocarriles o tránsito público, que compare un curso común.

CST

Construcción: la fase de un proyecto que incluye su construcción real.

Incentivos de estados donantes

Los estados donantes son aquellos que contribuyen más al Fondo de Fideicomiso Vial que lo que reciben a cambio en concepto de programas viales con asistencia federal. Estos estados reciben una cantidad predeterminada según la comparación de una proyección de todos los pagos al Fondo de Fideicomiso Vial y la cantidad recibida en distribuciones de asistencia federal. Comenzando por el estado con el retorno más bajo, se lleva a los estados hasta el nivel de retorno para aquellos con el nivel más alto siguiente de retorno hasta agotar los fondos disponibles.

Justicia ambiental (EJ)

El tratamiento justo y la participación significativa de todas las personas, cualquiera sea su raza, color de piel, nacionalidad, o ingresos, respecto del desarrollo, la implementación y el cumplimiento de las leyes, regulaciones y políticas ambientales.

Ley FAST

Fixing America's Surface Transportation Act, FAST (Ley para la mejora del transporte terrestre de Estados Unidos): el proyecto de ley de transporte federal más reciente, aprobado por el Congreso en diciembre de 2015, que autoriza programas federales de transporte terrestre para carreteras, seguridad en las carreteras, tránsito y ferrocarriles para el periodo quinquenal de 2016 a 2020.

Participación FED

Participación federal, es decir, la porción de financiamiento que se pagará con fondos federales.

Austeridad fiscal

Demostrar que se cuenta con suficiente información financiera para confirmar que los proyectos y programas se pueden implementar usando fuentes de ingresos disponibles o comprometidas, con una garantía razonable de que el sistema de transporte respaldado federalmente es operado y mantenido de manera adecuada.

FLAP

Federal Lands Access Program (Programa de acceso a tierras públicas): provee fondos para proyectos de servicios de transporte para el acceso a tierras federales, ubicados en Tierras Federales o adyacentes a estas que brindan acceso a Tierras Federales.

Cargas

Bienes llevados o transportados por camión, tren, avión o barco.

GARVEE

Grant Anticipation Revenue Vehicle (ingresos anticipados de subsidios): son bonos emitidos contra fondos federales previstos para acelerar la construcción del “Programa de mejoras viales del gobernador”.

Participación GA

La participación de Georgia, es decir, la porción del financiamiento que se pagará con fondos estatales.

GRVA

Anticipo GARVEE: financiamiento por adelantado para pagar proyectos del “Programa de mejoras viales del gobernador” con el bono GARVEE, antes de convertirse en financiamiento de asistencia federal regular.

GRVC

Convertido en GARVEE: financiamiento para devolver el bono GARVEE.

HPP

High Priority Project (Proyecto de alta prioridad): los fondos son autorizados por el Congreso y destinados a proyectos específicos.

Fondo de fideicomiso vial

Una cuenta federal abierta por ley para conservar los recibos cobrados por el gobierno, designados para programas viales y una porción del programa de transporte público; respaldada por el impuesto a la gasolina federal y otros impuestos al consumidor.

HSIP

Highway Safety Improvement Program (Programa de mejora de la seguridad vial): un programa para lograr una reducción significativa en la cantidad de víctimas fatales de tránsito y lesiones graves en todas las carreteras públicas. Los proyectos de seguridad incluyen la Eliminación de Peligros, Cruces de Ferrocarril y Dispositivos Protectores Ferroviarios.

LCI

Liveable Centers Initiative (Iniciativa de centros habitables): un programa de subsidios, supervisado por la Comisión Regional de Atlanta, que alienta que ciudades y comunidades en la región de Atlanta formule estrategias que conecten a los residentes con actividades para salir de compras, cenar y entretenerse, usando bicisendas y aceras.

Carriles con acceso controlado

Un tipo de carril de carretera que es operado mediante un plan de manejo, por ejemplo, restricciones para usar el carril o un peaje variable, con el fin de optimizar el flujo de tráfico, la capacidad de vehículos, o ambos.

MPO

Metropolitan Planning Organization (Organización de Planificación Metropolitana): la entidad responsable de la planificación de transporte en áreas urbanizadas, con poblaciones mayores a 50 000 habitantes, que debe formular programas y planes de transporte, de acuerdo con las regulaciones federales, y que es responsable de crear el Programa de Mejora del Transporte (TIP). Hay 16 áreas urbanizadas clasificadas como MPO en Georgia: Albany, Athens, Atlanta, Augusta, Brunswick, Cartersville, Chattanooga, Columbus,

Dalton, Gainesville, Hinesville, Macon, Rome, Savannah, Valdosta y Warner Robins.

Programa de cargas terrestres nacionales

Es un programa sancionado por la Ley FAST para mejorar el movimiento eficiente de carga en la Red de Carga Vial Nacional (NHFN).

NEPA

National Environmental Policy Act (Ley de política ambiental nacional) de 1969: establece que el gobierno federal debe emplear todas las medidas y medios prácticos para proteger valores ambientales y que la protección ambiental debe formar parte de la función de cada organismo y departamento federal.

NHPP

National Highway Performance Program (Programa nacional para el rendimiento vial): respalda el estado y el rendimiento del Sistema Vial Nacional (NHS) para la construcción de carreteras nuevas en el NHS y para garantizar que las inversiones de fondos de asistencia federal en la construcción de carreteras sean destinadas a apoyar el progreso alcanzado en las metas de rendimiento, establecidas en un plan estatal de gestión de activos para el NHS.

NHS

National Highway System (Sistema Vial Nacional): consiste principalmente en las carreteras principales interestatales y otras. Incluye todas las arterias principales urbanas y rurales.

Áreas de incumplimiento

Las áreas que no alcanzan los niveles nacionales de calidad del aire, establecidos por la Agencia de Protección Ambiental de los Estados Unidos.

Tope máximo

La cantidad máxima que se espera que un estado recibirá del Fondo de Fideicomiso Vial.

Participación OTH

Otra participación: la porción de financiamiento que se pagará con fondos distintos de los federales o estatales; en general, es provista por los gobiernos locales.

PE

Ingeniería preliminar: la fase de un proyecto que incluye el desarrollo del concepto, la prospección, la documentación ambiental y los planos de diseño.

Programa de senderos recreativos

Recreational Trails Program (Programa de Senderos Recreativos): este programa, administrado por la FHWA, provee fondos a los estados para construir y mantener senderos para la recreación e instalaciones afines, para su uso por conductores y peatones.

ROW

Servidumbre de paso: la fase de un proyecto que incluye la adquisición de las propiedades necesarias para la construcción del proyecto.

Programa de rutas panorámicas

Este programa, administrado por GDOT, designa y supervisa 15 corredores viales de carreteras en Georgia que tienen una importancia cultural en zonas locales.

SCP

Definición del alcance; el paso inicial en el proceso de desarrollo del proyecto. Después de que el patrocinador define el propósito y la necesidad del proyecto y determina las fuentes de financiamiento, se asignará un Gerente de Proyectos.

Limitación especial de la ruta de los Apalaches

El Sistema Vial de Desarrollo de los Apalaches (*Appalachian Development Highway System*, ADHS) forma parte de la Comisión Regional de los Apalaches en los Estados Unidos. Está formado por una serie de corredores viales de carreteras en la región de los Apalaches en el este de los Estados Unidos. Las rutas están designadas como rutas regionales y locales para mejorar el desarrollo económico en esta región históricamente aislada. Fue establecido como parte de la Ley para el desarrollo regional de los Apalaches (*Appalachian Regional Development Act*) de 1965, y ha sido complementada reiteradas veces por diversas medidas regulativas y legislativas estatales y federales.

Adjudicación (después de una licitación) de fondos estatales

Proyectos financiados con fondos estatales.

Sistema vial estatal

La red de carreteras mantenidas por un estado, incluidos la construcción de carreteras y puentes, el mantenimiento, la rehabilitación y la restauración. Hay aproximadamente 17 911 millas de carreteras estatales en Georgia, que conforman el 14% de la totalidad del sistema vial público en el estado.

STP

Surface Transportation Program (Programa de Transporte Terrestre): la categoría de financiamiento federal que provee fondos para proyectos en cualquier carretera con asistencia federal, entre ellos, el NHS, proyectos de puentes en cualquier carretera pública, proyectos de capital de tránsito y servicios y terminales de autobuses públicos.

TAP

Transportation Alternatives Program (Programa de Alternativas de Transporte): el financiamiento de programas y proyectos definidos como alternativas de transporte, entre ellos, servicios para ciclistas y peatones por carretera y en todo terreno; proyectos de infraestructura para mejorar el acceso de pasajeros al transporte público y una movilidad mejorada; actividades de mejora comunitarias, tales como preservación histórica y manejo de la vegetación, y mitigación ambiental relacionada con aguas pluviales y conectividad del hábitat; proyectos de senderos recreativos; proyectos para habilitar rutas seguras para escuelas; y proyectos para la planificación, el diseño o la construcción de avenidas u otras calles que se encuentren en gran parte en la servidumbre de paso de antiguas calles divididas.

TE

Transportation Enhancement Activities (Actividades para la mejora del transporte): este programa, reemplazado por TAP mediante MAP-21, ofrecía oportunidades de financiamiento para contribuir a expandir opciones de transporte y mejorar la experiencia de transporte a través de 12 actividades de TE elegibles, relacionadas con el transporte terrestre, incluida infraestructura y programas de protección personal para peatones y ciclistas, programas de rutas históricas y panorámicas, paisajismo y embellecimiento panorámico, preservación histórica y mitigación ambiental.

TIA

Transportation Investment Act (Ley de inversiones en transporte): un impuesto a la venta del uno por ciento, sancionado en tres regiones en 2012 por un periodo de diez años para financiar mejoras de transporte. El Departamento de Transporte de Georgia es responsable de gestionar el presupuesto, el calendario, la ejecución y la entrega de todos los proyectos incluidos en las Listas de Inversiones Aprobadas. Para obtener más información sobre TIA, vaya al [sitio web](#).

TIP

Transportation Improvement Program (Programa de mejoras de transporte): en áreas metropolitanas con más de 50 000 habitantes, es un programa de proyectos de transporte financiados con fondos federales, cuya realización es propuesta en los primeros tres años de su adopción por una MPO. Estos programas están incorporados en el STIP, del modo adoptado por los gobiernos respectivos y aprobado por el gobernador, sin cambio alguno.

UTL

Servicios públicos; la fase de un proyecto que consiste en la reubicación de líneas de servicios públicos (como electricidad, gasoductos y cañerías de agua) para acomodar un proyecto en construcción.

Tipo de trabajo**Categoría de proyecto y fuente de financiamiento****ATM/ITS**

Sistema de Transporte Inteligente/Sistema Avanzado de Gestión de Transporte: el trabajo relacionado con el sistema de transporte computarizado que respalda las decisiones tomadas en la gestión de tráfico, conocido comúnmente como sistema NAVIGATOR.

Servicios para ciclistas/peatones

En general, senderos para ciclistas y peatones, financiados por medio de un proyecto de Alternativas de Transporte (TAP).

Puentes

Una suma global para el financiamiento identificado para el mantenimiento o el pintado de puentes.

Pintura de puentes

Una suma global para pintar puentes.

Rehabilitación de puentes

Todo trabajo que mejora o ensancha un puente existente.

Capital

Financiamiento identificado para la compra de insumos relacionados con el transporte público.

Preservación histórica

La restauración o habilitación de estructuras históricas que están vinculadas directamente con el sistema de transporte; financiada como parte de un proyecto de Actividades de Mejora de Transporte (TEA).

Cruce

Trabajo en un cruce

Mejoras de intersecciones

Todo trabajo que mejora una intersección existente.

Paisajismo

La compra o instalación de arbustos, plantas, árboles, etc.

Iluminación

Una suma global para el financiamiento de la compra o instalación de luces a lo largo de una carretera del Sistema Vial Nacional.

Mejoras varias

Identificadas para diversos proyectos que no están comprendidos necesariamente en una categoría común.

Construcción nueva

Construcción de carreteras nuevas en un lugar nuevo.

Financiamiento operativo

Financiamiento identificado para la operación de sistemas de transporte público.

Carriles de adelantamiento

Carriles de adelantamiento agregados a una carretera existente.

Ingeniería preliminar

La fase de diseño de un proyecto.

Rampa

Todo trabajo de construcción en una rampa en un cruce.

Realineación

Las mejoras hechas a la geometría de una carretera.

Reemplazo de puente

La construcción de un puente nuevo para reemplazar uno existente.

Área de descanso

La construcción de áreas de descanso a lo largo de rutas estatales (interestatales).

Repavimentación y mantenimiento

La repavimentación de una carretera y mejoras menores.

Cruce de ferrocarril

Las mejoras hechas a cruces de ferrocarriles y carreteras, por ejemplo, la instalación de barreras, campanas, luces, o las mejoras del cruce mismo.

Seguridad

Todo trabajo destinado a reducir accidentes.

Trabajo en cunetas

La mejora o el ensanchamiento de cunetas en una carretera.

Aceras

La instalación de aceras.

Señales de tránsito

La instalación o mejora de dichas señales.

Señalización

La fabricación o instalación de señales de tránsito.

Estudios especiales

Una suma global para el financiamiento de estudios de planificación y gestión.

Carriles de giro

La adición de carriles de giro en intersecciones.

Mitigación de contaminación de agua

Una suma global para el financiamiento de la mitigación de sitios de humedales, capturados por la construcción vial.

Estación de pesaje

La construcción o rehabilitación de estaciones de pesaje de camiones.

Ensanchamiento

La adición de más carriles de desplazamiento a una carretera.



Apéndice B: Proyectos AC de bonos GARVEE para STIP

16/02/2023

Proyectos AC de bonos GARVEE que se convertirán según PI# 0015480, 0017470 y 0018026 a0018032

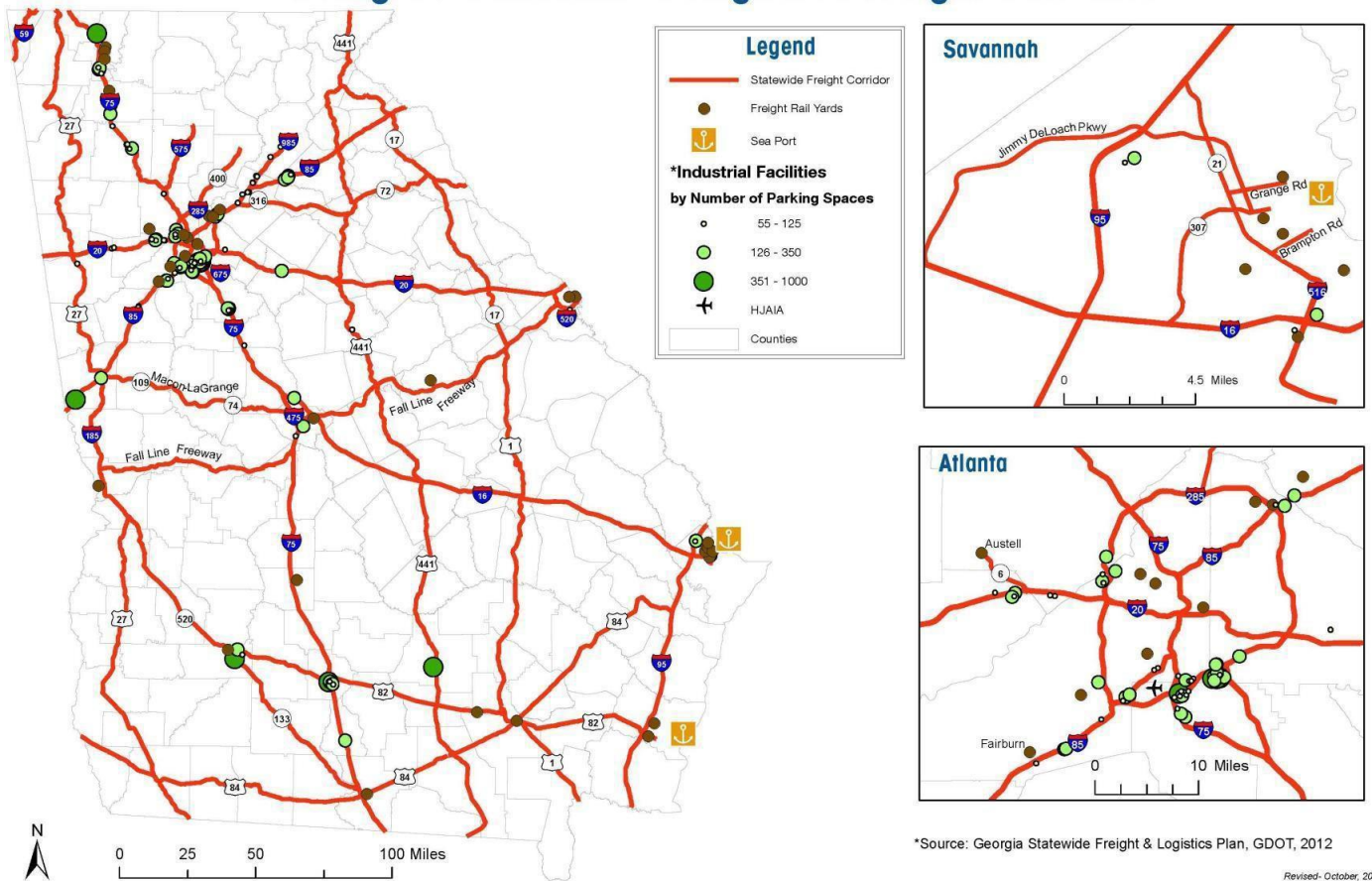
| <i>PI #</i> | <i>Condado principal</i> | <i>Tipo de trabajo</i> | <i>Descripción</i> |
|-------------|--------------------------|--------------------------------|--|
| 0001757 | Fulton | Carriles con acceso controlado | SR 400 FM N SPRINGS MARTA STATION A MCFARLAND RD-EXPRESS LN |
| 0001758 | Fulton | Carriles con acceso controlado | I-285 FM PACES FERRY A HENDERSON MILL; INC SR 400-EXPRESS LN |
| 0013914 | DeKalb | Carriles con acceso controlado | I-285 DE I-20 A I-85 – CARRILES EXPRESOS |
| 0013915 | DeKalb | Cruce | I-285 EN I-20 – RECONSTRUCCIÓN DEL CRUCE DE EAST SIDE |
| 0013918 | Fulton | Cruce | I-285 EN I-20 RECONSTRUCCIÓN Y ENSANCHAMIENTO DEL CRUCE DE WEST SIDE |



Apéndice C: Mapas



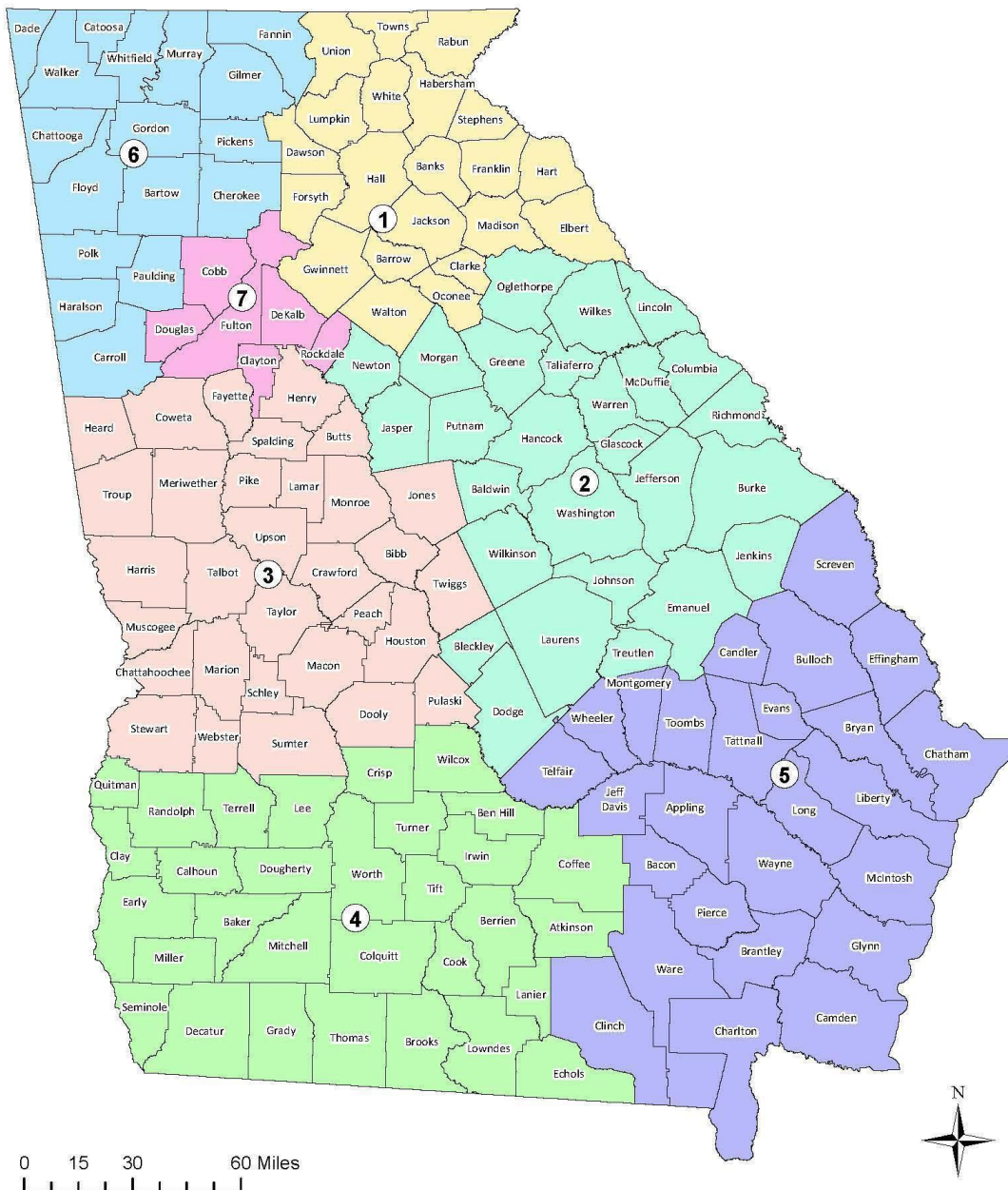
Georgia's Statewide Designated Freight Corridors



Apéndice C: Mapas

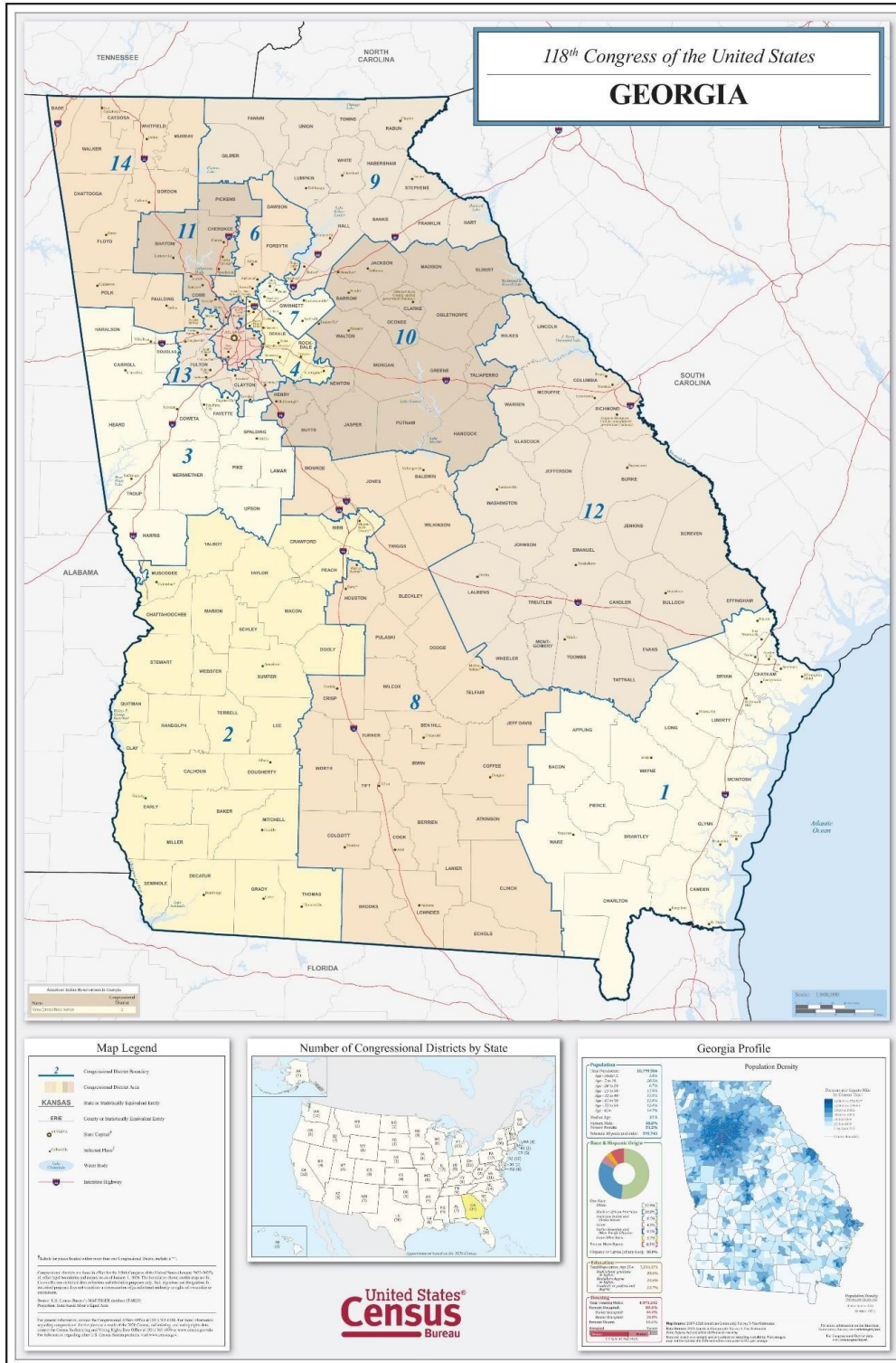


Georgia Department of Transportation District Map



Source: Georgia Department of Transportation

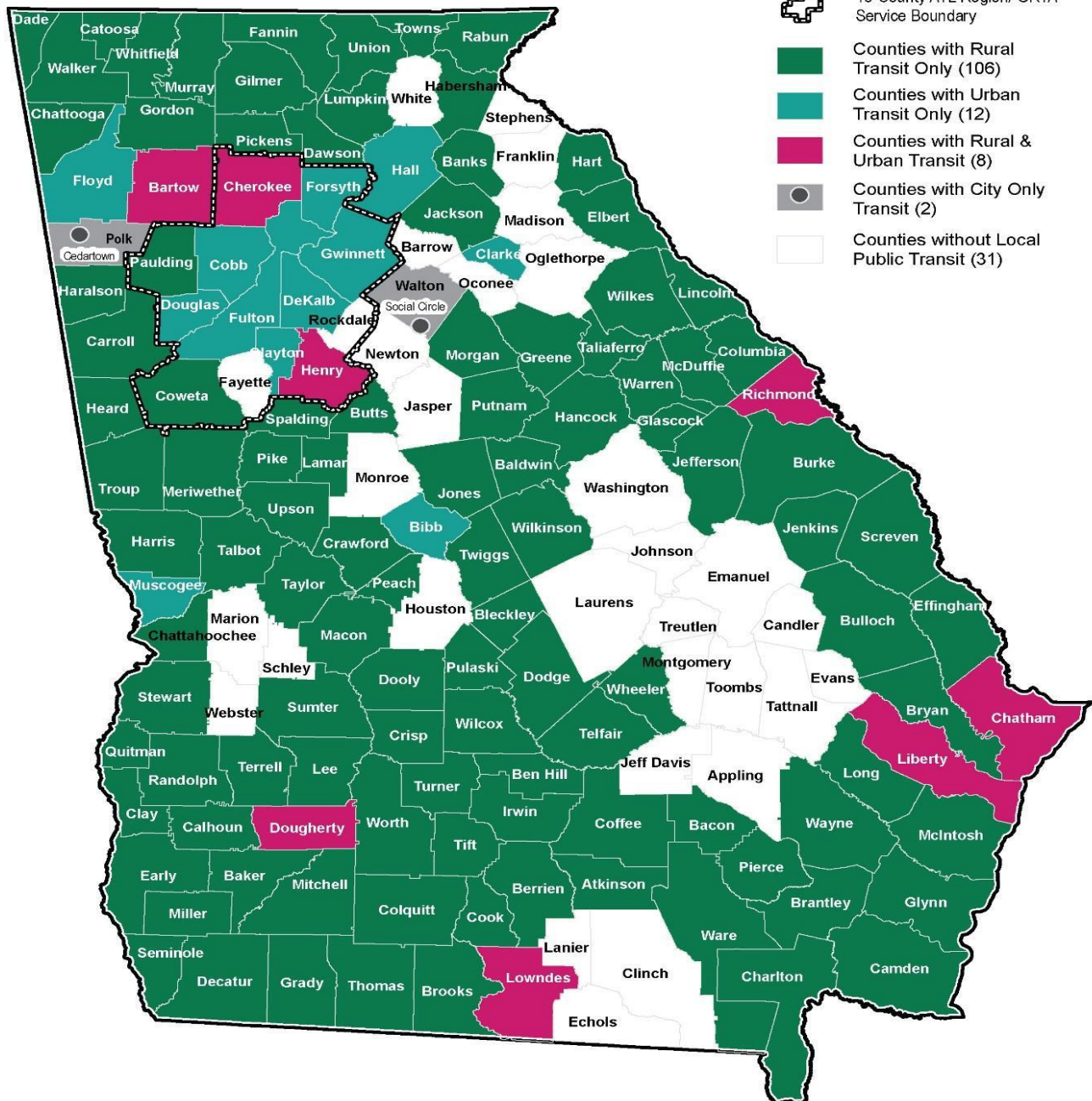
Apéndice C: Mapas



Apéndice C: Mapas



Public Transit Service by County



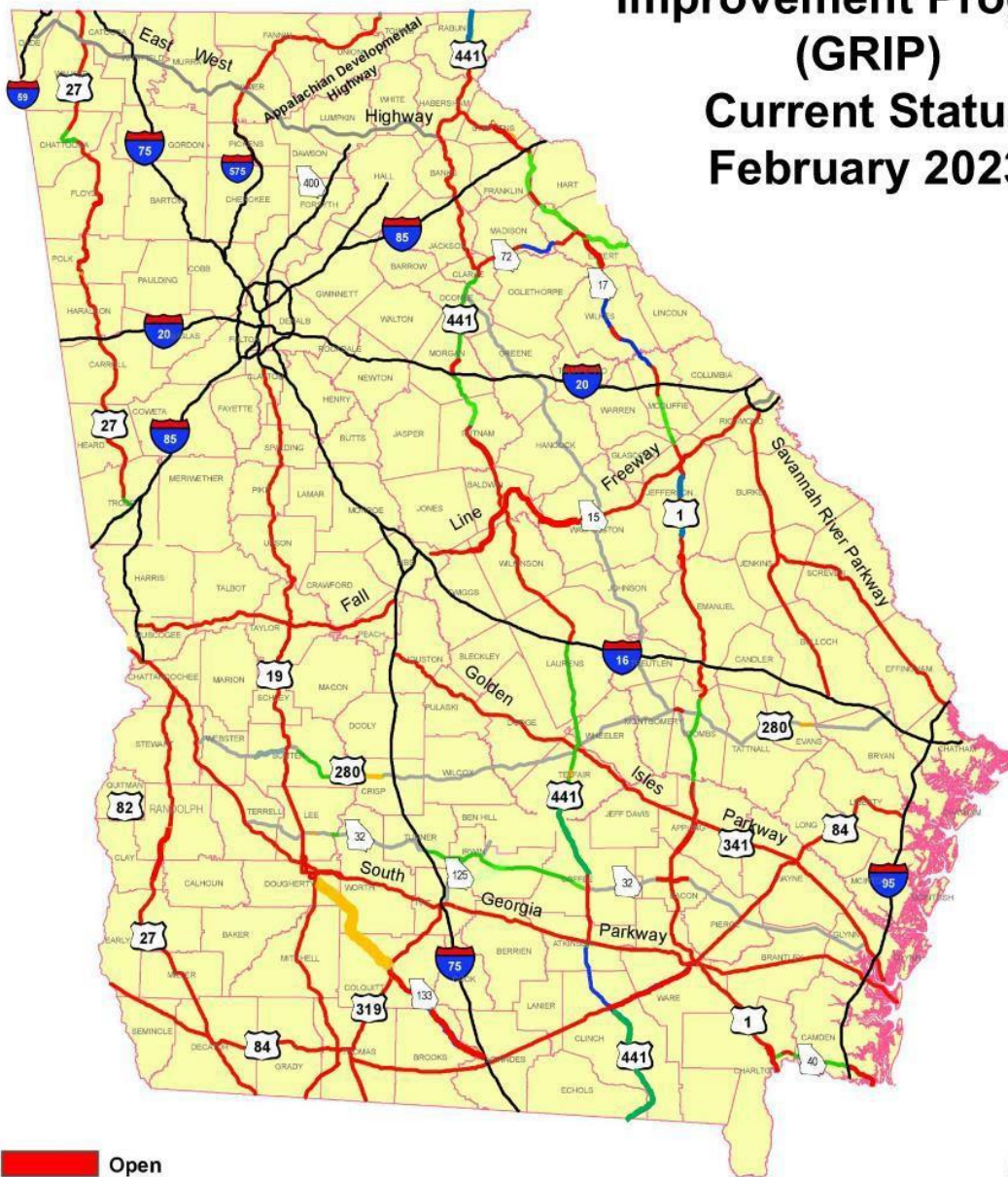
Apéndice C: Mapas



Apéndice C: Mapas



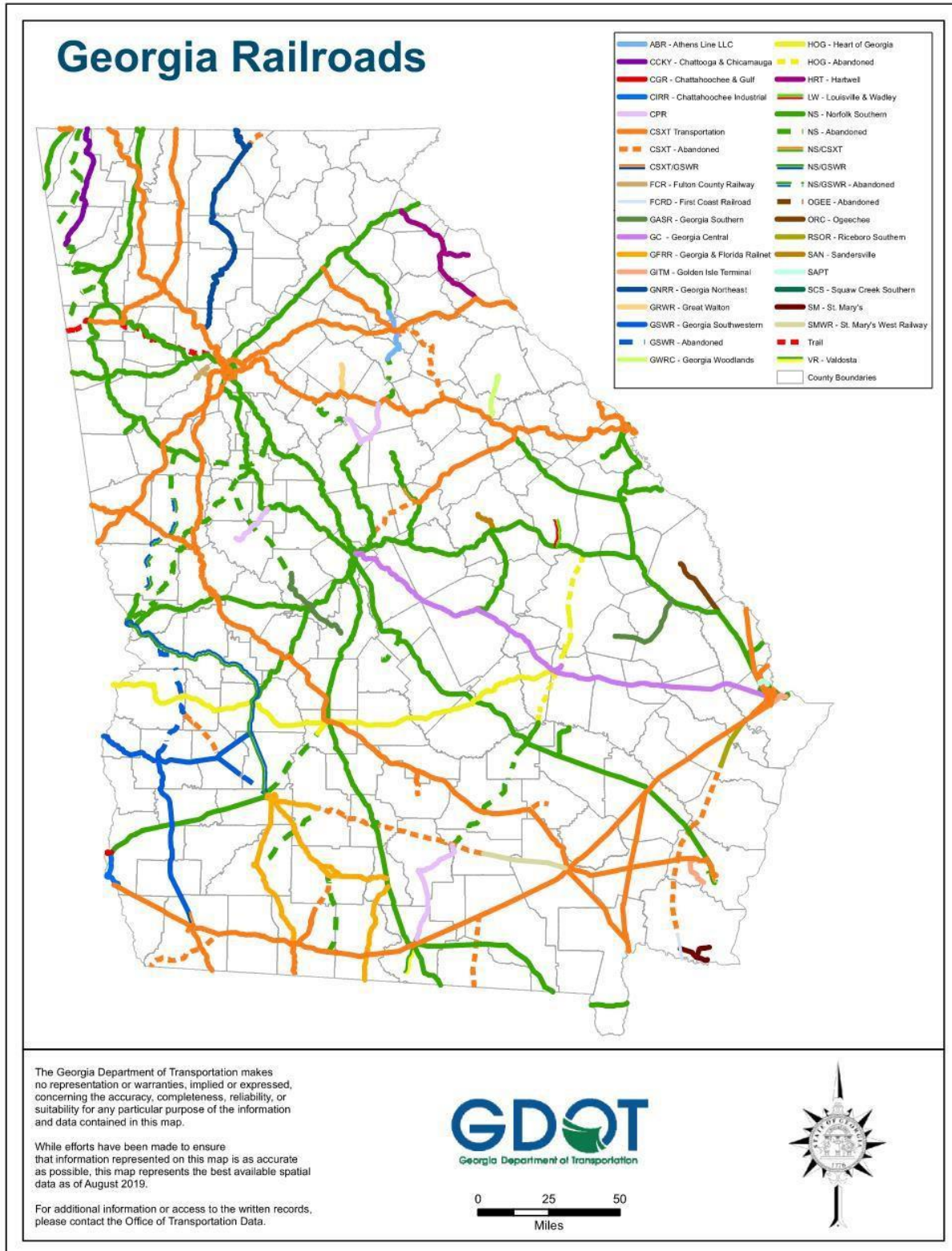
Governor's Road Improvement Program (GRIP) Current Status February 2023



- Open
- Under Construction
- Right of Way
- Preliminary Engineering
- No Activities



Apéndice C: Mapas





STIP

Programa de Mejoras del Sistema de Transporte Estatal
Ejercicios fiscales 2024-2027



Georgia Department of Transportation

