


COCHRAN AIRPORT
PAVEMENT MANAGEMENT REPORT

2007 GEORGIA AIRPORT PAVEMENT MANAGEMENT REPORT



Preserving Georgia's Critical Airport Pavement Infrastructure

Acknowledgement

This document was prepared under the auspices of

GEORGIA DEPARTMENT OF TRANSPORTATION
Gena L. Abraham, Commissioner

OFFICE OF INTERMODAL PROGRAMS
Harvey D. Keepler, Administrator

GEORGIA STATEWIDE PAVEMENT MANAGEMENT STUDY
Carol Comer, Project Manager

STATE TRANSPORTATION BOARD

1st District – Roy Herrington

2nd District – W.P. “Billy” Langdale

3rd District – Sam Wellborn

4th District – Robert Brown, Jr.

5th District – Emory McClinton

6th District – Garland Pinholster

7th District – Rudy Bowen

8th District – Larry Walker

9th District – Mike Evans

10th District – Bill Kuhlke, Jr.

11th District – David Doss

12th District – Raybon Anderson

13th District – Dana Lemon



The preparation of this document was financed in part through a planning grant from the Federal Aviation Administration, Department of Transportation, under the provisions of the Airport and Airway Improvement Act of 1982, as amended. This financial commitment is not to be construed that the FAA approves of all the recommendations and does not represent a binding financial obligation to provide federal funding. The contents of this publication reflect the views of the author(s), who is responsible for the facts and accuracy of the data presented herein. The opinions, findings and conclusions in this publication are those of the author(s) and not necessarily those of the Department of Transportation, State of Georgia or the Federal Aviation Administration.

COCHRAN AIRPORT

PAVEMENT MANAGEMENT REPORT



Prepared By:

Applied Pavement Technology, Inc.
115 W. Main Street, Suite 400
Urbana, Illinois 61801
217-398-3977
www.pavementsolutions.com



In Association With:

Wilbur Smith Associates
2835 Brandywine Rd, Suite 400
Atlanta, Georgia 30341



AVCON, INC.
1246A Concord Road
Suite 202, Box 122
Smyrna, Georgia 30080



Prepared For:

Georgia Department of Transportation
Aviation Programs
276 Memorial Drive, SW
Atlanta, Georgia 30303
404-651-9201

JANUARY 2008

TABLE OF CONTENTS

INTRODUCTION.....	1
PROJECT APPROACH	3
Records Review and Network Definition.....	3
Pavement Evaluation.....	3
Development of Maintenance and Rehabilitation Program.....	5
Analysis Parameters	5
Analysis Approach	6
GENERAL RECOMMENDATIONS.....	7
Maintenance	7
Remaining in Compliance with Public Law 103-305	7
PROJECT RESULTS.....	8
Pavement Inventory.....	8
Pavement Evaluation.....	10
Inspection Comments	10
Overall Pavement Condition	10
Maintenance and Rehabilitation Program.....	14
SUMMARY.....	16

LIST OF FIGURES

Figure 1. Pavement condition versus cost of repair.....	1
Figure 2. Visual representation of PCI scale.	4
Figure 3. PCI versus repair type.....	5
Figure 4. Pavement inventory.	8
Figure 5. Network definition map.....	9
Figure 6. Condition distribution.....	11
Figure 7. Condition by use.	11
Figure 8. PCI Map.....	12

LIST OF TABLES

Table 1. Critical PCI values.	6
Table 2. Pavement evaluation results.	13
Table 3. 5-year program under an unlimited funding analysis scenario.	15

APPENDICES

Appendix A – Cause Of Distress TablesA-1
Appendix B – Photographs.....B-1
Appendix C – Inspection Report..... C-1
Appendix D – Maintenance Policies and Unit Costs D-1
Appendix E – Maintenance Plan Organized By Section.....E-1
Appendix F – Maintenance Plan Organized By Repair Type F-1
Appendix G – FAA Advisory Circular 150/5380-6B G-1

INTRODUCTION

In 2007, the Georgia Department of Transportation (GDOT), Aviation Programs, selected Applied Pavement Technology, Inc. (APTech), assisted by Wilbur Smith Associates (WSA) and AVCON, to update its statewide Airport Pavement Management System (APMS). The ultimate goal of this project was to provide the airports and the State with the pavement information and analytical tools that can help them identify pavement related needs, optimize the selection of projects and treatments over a multi-year period, and evaluate the long-term impacts of their project priorities.

As part of this project, pavement conditions at Cochran Airport were assessed in 2007 using the Pavement Condition Index (PCI) procedure. During a PCI inspection, the types, severities, and amounts of distress present in a pavement are quantified. This information is then used to develop a composite index that represents the overall condition of the pavement in numerical terms, ranging from 0 (failed) to 100 (excellent). The PCI number is a measure of overall condition and is indicative of the level of work that will be required to maintain or repair a pavement. Further, the distress information provides insight into what is causing the pavement to deteriorate, which is the first step in selecting the appropriate repair action.

Programmed into an APMS, PCI information is used to determine when preventive maintenance actions, such as crack sealing, are advisable and also to identify the most cost-effective time to perform major rehabilitation, such as an overlay. The importance of identifying not only the type of repair but also the optimal time of repair is illustrated in Figure 1. This figure shows there is a point in a pavement's life cycle where the rate of deterioration increases. The financial impact of delaying repairs beyond this point can be severe.

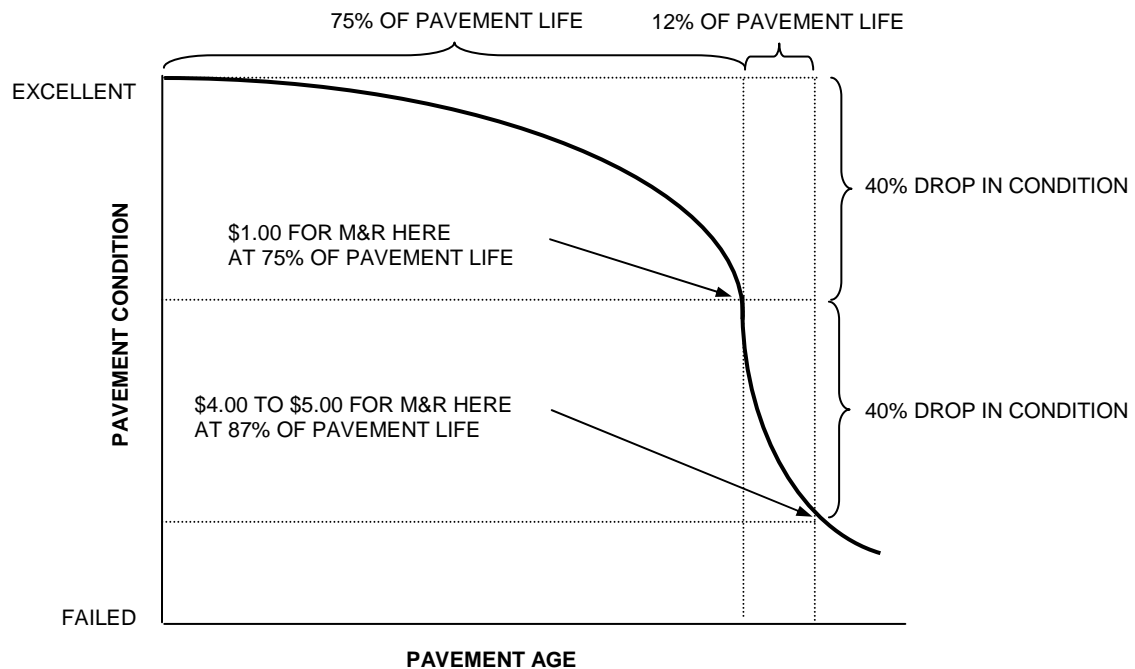


Figure 1. Pavement condition versus cost of repair.

This project included the collection of pavement history information, the development of CAD maps, the evaluation of current pavement condition, and the update of Aviation Program's APMS. The APMS was then used to prepare a 5-year pavement maintenance and rehabilitation program. Individual reports, such as this one, were prepared for each of the project airports to communicate the results of the pavement inspections. A statewide analysis report and an executive summary report were also developed.

PROJECT APPROACH

The project consisted of three major work elements: records review and network definition; pavement condition evaluation; and the development of a maintenance and rehabilitation plan for the preservation of the pavement infrastructure. The overall process is described in this chapter. The following chapter presents the results of the study.

Records Review and Network Definition

The first activities undertaken during the project involved gathering work history information pertaining to the airport pavements. The data collected include date of original construction and date of any subsequent rehabilitation; location of completed work; and the type of work undertaken. AVCON worked with GDOT Aviation Programs to gather this information.

The work history information was then used to divide the pavement system into management units – branches, sections, and sample units. A branch is a single entity that serves a distinct function. For example, a runway is considered a branch because it serves a single function (allowing aircraft to take off and land). Taxiways and aprons are also separate branches.

A branch is further divided into sections. Traditionally, sections are defined as parts of the branch that share common attributes, such as cross-section and last construction date. GDOT applies a modified approach to sectioning. The basic premise of this approach is that the section is considered the management unit of the APMS, and that it should represent a pavement area where it is realistic to expect that pavement maintenance or rehabilitation would be undertaken. For example, if a runway was built in 1968 and then extended and overlaid in 1984, this runway would be represented by a single section, even though there are two distinct construction periods. This is because in the future if repair work is scheduled for that runway it is probable that it will be programmed for the entire runway and not just a portion of it.

To estimate the overall condition of each pavement section, each section is subdivided into sample units. Portions of these sample units are then evaluated during pavement inspections and this information is extrapolated to predict the condition of the section as a whole.

Pavement Evaluation

APTech evaluated the pavements using the PCI procedure. This procedure is described in FAA AC 150/5380-6B and ASTM Standard D5340. The PCI provides a numerical indication of overall pavement condition, as illustrated in Figure 2. The types and amounts of deterioration are used to calculate the PCI value of the section. The PCI ranges from 0 to 100, with 100 representing a pavement in excellent condition. It should be noted that a PCI value is based on visual signs of pavement deterioration and does not provide a measure of structural capacity.




Typical Pavement Surface ¹	PCI
	100
	60
	5

Figure 2. Visual representation of PCI scale.

¹Photographs shown are not specific to the Airport.

In general terms, pavements with a PCI of 60 to 100 that are not exhibiting significant load-related distress will benefit from preventive maintenance actions, such as crack sealing and surface treatments. Pavements with a PCI of 40 to 60 may require major rehabilitation, such as an overlay. Often, when the PCI is less than 40, reconstruction is the only viable alternative due to the substantial damage to the pavement structure. Figure 3 illustrates how the appropriate repair type varies with the PCI of a pavement section.

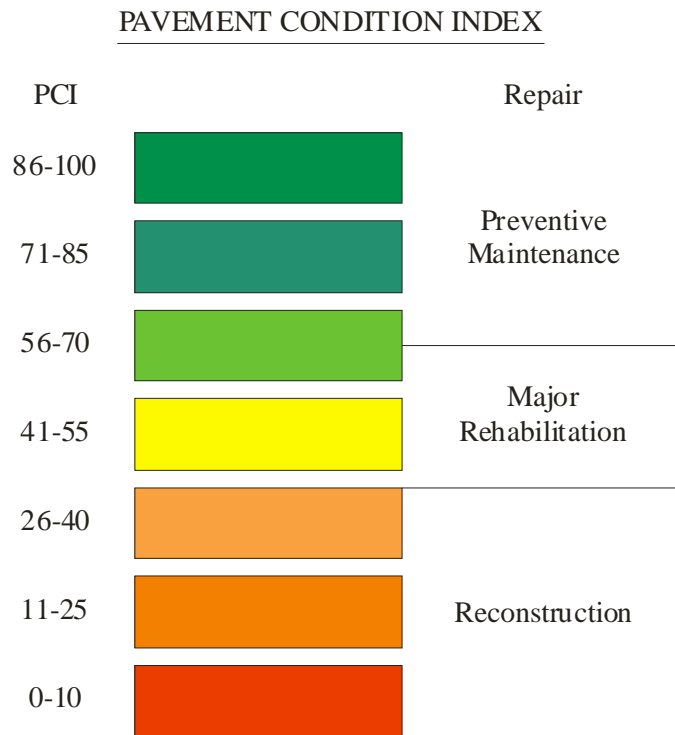


Figure 3. PCI versus repair type.

The types of distress identified during the PCI inspection provide insight into the cause of pavement deterioration. PCI distress types are characterized as load-related (such as alligator cracking on hot-mix asphalt [HMA] pavements or corner breaks on portland cement concrete [PCC] pavements), climate/durability-related (such as weathering [climate-related on HMA pavements] and D-cracking [durability-related on PCC pavements]), and other (distress types that cannot be attributed solely to load or climate/durability). Understanding the cause of distress helps in selecting a rehabilitation alternative that corrects the cause and thus eliminates its recurrence.

Appendix A contains tables for asphalt and concrete pavements indicating the typical types of distresses that may be identified during a PCI survey, the likely cause of each distress type, and feasible maintenance strategies for addressing each distress type.

Development of Maintenance and Rehabilitation Program

Using the information collected during the pavement inspection, a maintenance and rehabilitation program for 2008 through 2012 was developed. The Micro PAVER pavement management software was used to perform this analysis.

Analysis Parameters

Several analysis parameters were defined prior to running the analysis, including critical PCI values, budget, inflation rates, maintenance policies, and unit cost information.

Critical PCI Values

Micro PAVER uses critical PCI values to determine whether preventive maintenance or major rehabilitation is the appropriate repair action. Above the critical PCI, localized (such as crack sealing) and global (such as a slurry seal) preventive maintenance activities are recommended. Below the critical PCI, major rehabilitation (such as an overlay or reconstruction) is recommended. GDOT set the critical PCI values shown in Table 1.

Table 1. Critical PCI values.

Airport Classification	Runway	Taxiway	Apron
General Aviation	70	60	60
Commercial Service	75	65	65

Budget and Inflation Rate

An unlimited budget and an inflation rate of 7 percent were used during the analysis.

Maintenance Policies

Localized preventive maintenance policies and global preventive maintenance policies were developed for Aviation Programs. Localized maintenance policies, shown in Appendix D, identify the localized maintenance actions that Aviation Programs consider appropriate to correct different distress types when the PCI of the pavement is above the critical PCI level.

Global maintenance actions were also considered in the analysis. These are treatments that are applied over an entire section, rather than just to distressed areas. Rejuvenators were considered for pavements that are more than four years old with a PCI value greater than 80. Rejuvenators were only applied once during the analysis period to eligible sections.

Unit Costs

WSA developed unit costs, presented in Appendix D, for maintenance treatments and for major rehabilitation. For general aviation airports, the costs were separated by geographic regions. Micro PAVER estimates the cost of major rehabilitation based upon the PCI of the pavement. If major rehabilitation is recommended in the program, further engineering investigation will be needed to identify the most appropriate rehabilitation action and to more accurately estimate the cost of such work.

Analysis Approach

The goal of the maintenance and rehabilitation program is to maintain the pavements above established critical PCI values. Major rehabilitation was recommended for pavements in the year they dropped below their critical PCI value for 2008 through 2012.

For 2008, a localized preventive maintenance plan was developed for those pavement sections that were above their critical PCI value. If major rehabilitation was triggered for a section in 2009 or 2010, then localized maintenance was not recommended for 2008.

GENERAL RECOMMENDATIONS

Maintenance

In addition to the specific maintenance actions presented in Appendix E and Appendix F, the following strategies are recommended to prolong pavement life:

1. Conduct an aggressive campaign against weed growth through timely herbicide applications. Vegetation growing in pavement cracks is very destructive and significantly increases the rate of pavement deterioration.
2. Implement a periodic crack sealing program. Sealing cracks is a proven method for cost-effectively keeping water and debris out of the pavement system and extending its life.
3. Ensure that dirt does not build up along the edges of the pavements. This can create a “bathtub” effect—reducing the ability of water to drain away from the pavement system.
4. Closely monitor heavy equipment movement, such as construction equipment, emergency equipment, and fueling equipment, to make sure that it is only operating on pavement designed to accommodate the heavy loads this type of equipment often applies. Failure to restrict heavy equipment to appropriate areas may result in the premature failure of airport pavements.

Remaining in Compliance with Public Law 103-305

Public Law 103-305 states that after January 1, 1995, airport sponsors must provide assurances or certifications that an airport has implemented an effective airport pavement maintenance management system (PMMS) before the airport will be considered for funding of pavement replacement or reconstruction projects. To be in full compliance with the Federal law, the PMMS must include the following components at a minimum: pavement inventory, pavement inspections, record keeping, information retrieval, and program funding.

By undertaking this project, GDOT has provided Cochran Airport with an excellent basis for meeting the requirements of this law. The airport now has a complete pavement inventory and a detailed inspection. To remain in compliance with the law, the airport will also need to undertake monthly drive-by inspections of pavement conditions and track pavement-related maintenance activities. The next detailed inspection should occur in 2010.

Appendix G, which contains a copy of FAA AC 150/5380-6B, provides further information on Public Law 103-305. Specifically, Appendix 1 of this AC outlines what needs to be included in a PMMS to satisfy FAA Grant Assurance 11.

PROJECT RESULTS

Pavement Inventory

Cochran Airport has over 585,155 square feet of pavement, as shown in Figure 4. Figure 5 is a map of the airport showing the pavement system broken down into management units, as described on page 3 of this report.

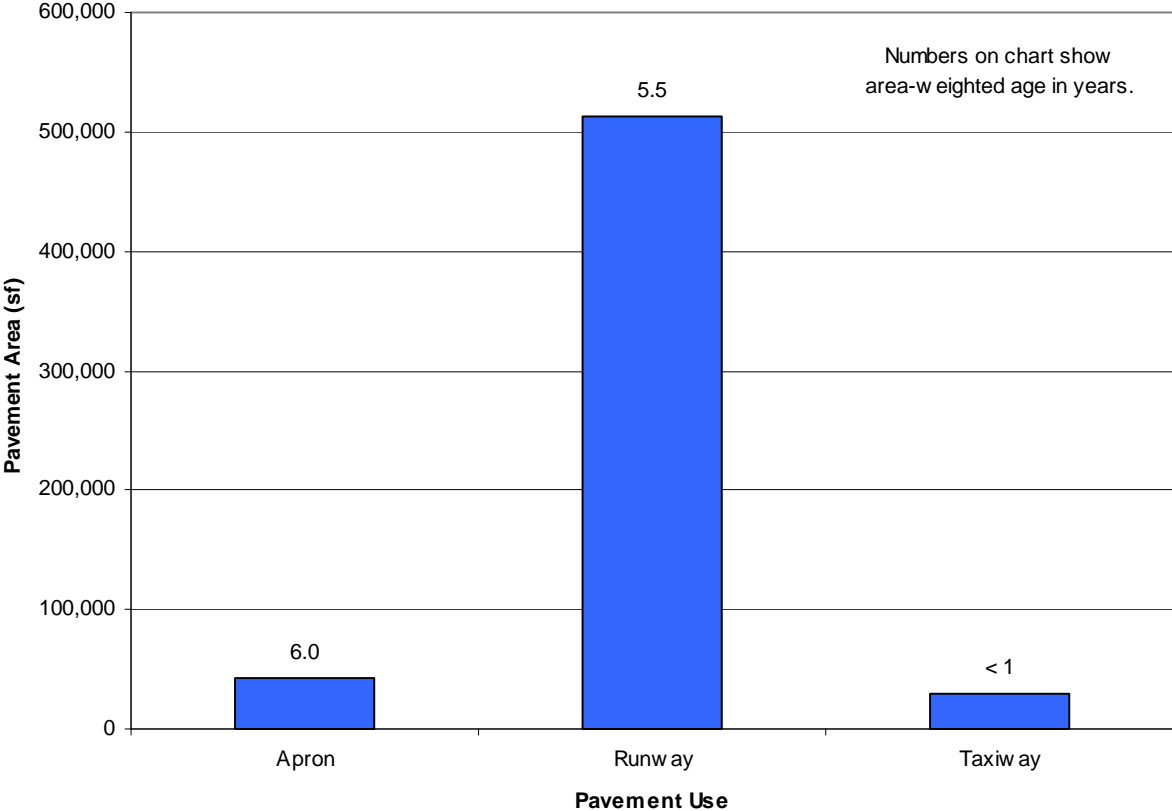


Figure 4. Pavement inventory.

Figure 5. Network definition map.
(11 x 17 except for very large airports that need larger map folded into a map sleeve)

Pavement Evaluation

The inspection of Cochran Airport was completed on May 23, 2007 using the PCI procedure described earlier on pages 3 through 5. The map presented earlier in Figure 4 identifies the sample units inspected during the pavement evaluation.

Inspection Comments

Following are the field comments made by the pavement inspectors.

The inspection Cochran Municipal Airport was completed on May 23rd, 2007. Five sections were defined during this section.

Runway 5-23 (R523CH-10) and Taxiway A (TACH-10) are each defined by one section and are both in poor condition with PCI values of 49 and 55, respectively. Low and medium-severity, sealed and unsealed, longitudinal and transverse (L&T) cracking, were found throughout each section. Block cracking and swelling were also observed on the runway.

A new runway (R1028CH-10) and partial parallel taxiway (TBCH-10) were under construction at the time of inspection. Construction personnel informed the inspection team that the new pavement should be completed by the end of the summer of 2007. It is assumed that both of these sections will be in excellent condition with PCI values of 100 upon completion of the construction project.

The apron area was recently rehabilitated and is defined by one section. A01CH-10 is in good condition with a PCI value of 88. Isolated amounts of unsealed L&T cracking were observed.

Overall Pavement Condition

The 2007 area-weighted condition of Cochran Airport is 87, with conditions ranging from 49 to 100 [on a scale of 0 (failed) to 100 (excellent)]. This compares to a 2001 PCI of 78.

Figures 6 and 7 provide graphs summarizing the overall condition of the pavements at Cochran Airport. Figure 8 is a map that displays the condition of the pavements evaluated. Table 2 summarizes the results of the pavement evaluation and compares the 2001 conditions to the 2007 conditions.

Appendix B presents photographs taken during the PCI inspection, and Appendix C contains a detailed inspection report. The detailed inspection report provides information on the quantity of the different types and severities of distresses observed during the visual survey.

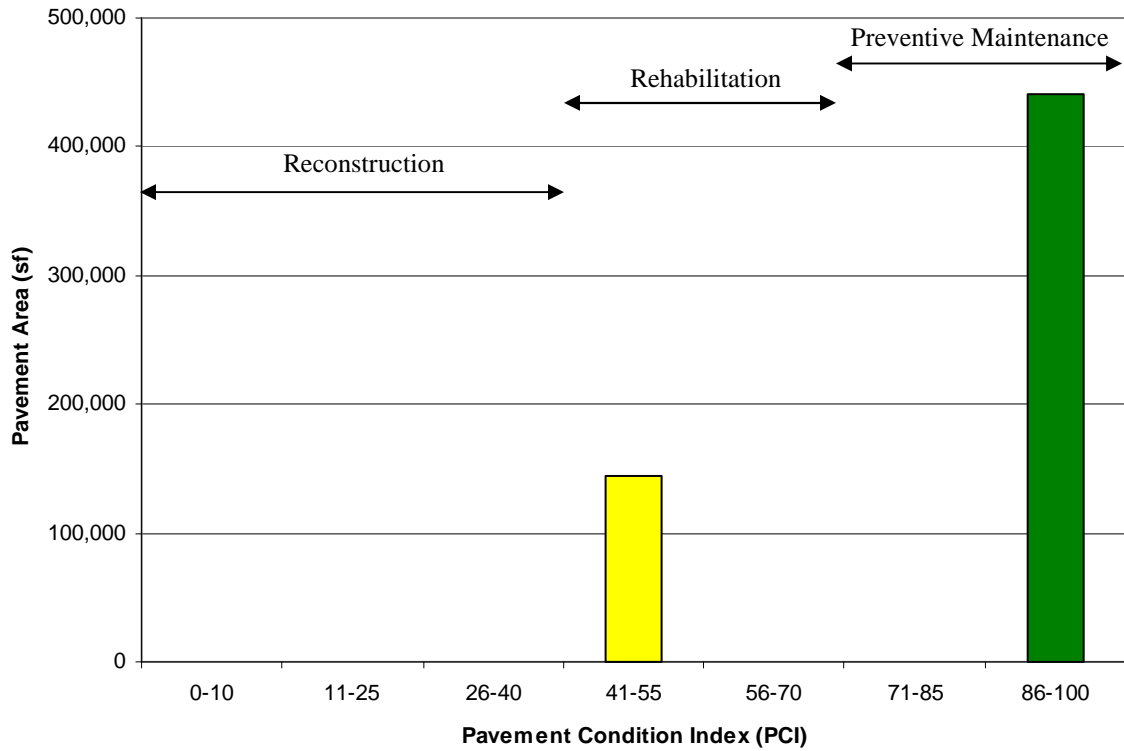


Figure 6. Condition distribution.

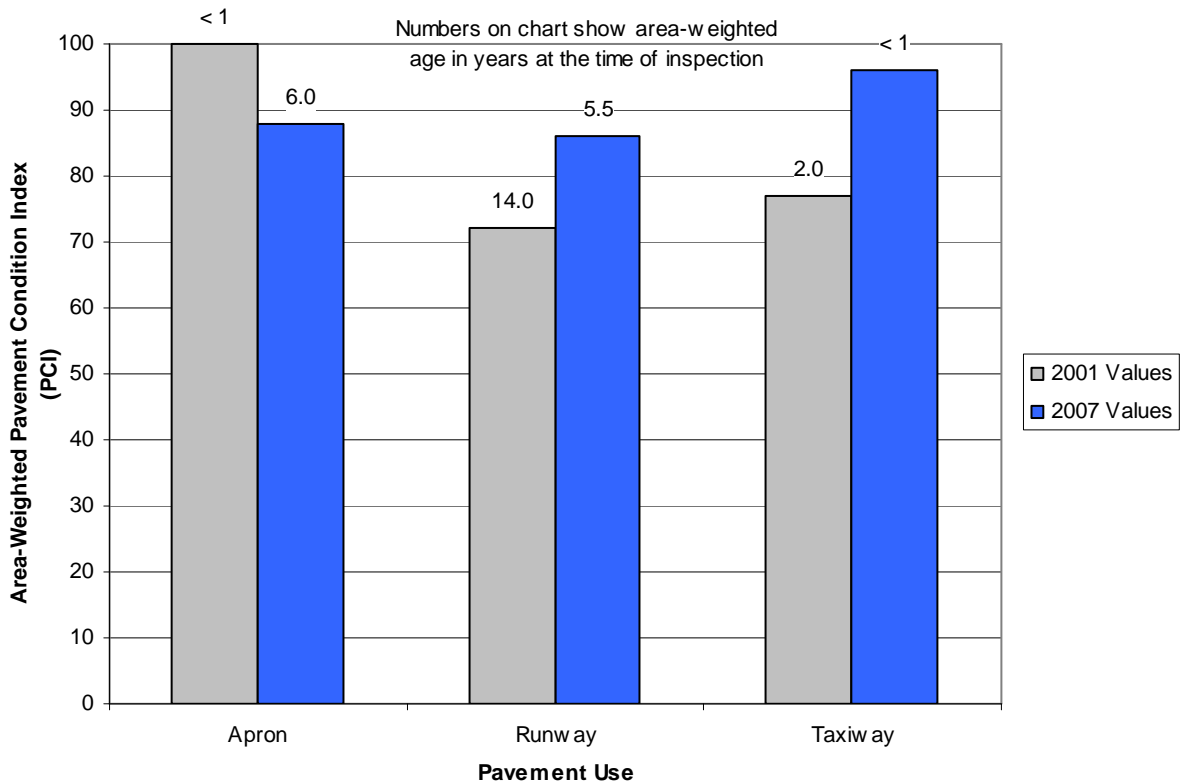


Figure 7. Condition by use.

Figure 8. PCI Map
(11 x 17)

Table 2. Pavement evaluation results.

Branch ¹	Section ¹	Surface Type ²	Section Area (sf)	LCD ³	2001 PCI	2007 PCI	% Distress due to:		Distress Types Present ⁶
							Load ⁴	Climate or Durability ⁵	
A01CH	10	AAC	42,468	6/30/2001	100	88	0	100	L&T Cracking
R1028CH	10	AC	371,811	7/4/2007	N/A	100	0	0	No distress
R523CH	10	AAC	140,908	6/1/1987	72	49	0	96	Block cracking, L&T Cracking, Swelling
TACH	10	AAC	2,817	6/1/1999	77	55	0	100	L&T Cracking
TBCH	10	AC	27,151	7/4/2007	N/A	100	0	0	No distress

NOTES:

¹See Figure 5 for the location of the branch.

²AC - asphalt cement concrete; AAC - asphalt overlay on AC; PCC - portland cement concrete; APC - asphalt overlay on PCC.

³LCD = last construction date.

⁴Distress due to load includes distresses attributed to a structural deficiency in the pavement, such as alligator (fatigue) cracking, rutting, or shattered concrete slabs.

⁵Distress due to climate or durability includes those distresses attributed to either the aging of the pavement and the effects of the environment

(such as weathering and raveling or block cracking in asphalt pavements) or to a materials-related problem (such as durability cracking in a concrete pavement).

⁶L & T CR = longitudinal and transverse cracking.

Maintenance and Rehabilitation Program

A 5-year maintenance and rehabilitation program was developed for Cochran Airport as described on page 6 of this report.

A summary of the resultant program is presented in Table 3. Detailed information on the localized maintenance plan for 2008 is contained in Appendix E and Appendix F. While localized preventive maintenance should be an annual undertaking at Cochran Airport, it is not possible to accurately predict the propagation of cracking and so on. The airport should budget for maintenance every year and can use the 2008 maintenance plan as a baseline for that work. As the pavements age, it can be assumed that the amount of localized maintenance required will increase.

Because an unlimited budget was used in the analysis, it is probable that the pavement repair program will need to be adjusted to take into account economic and/or operational constraints. Further, the identification of the need for a major rehabilitation project does not mean that federal or state funding will be available to complete the work in the year shown. It is important to remember that regardless of the recommendations presented within this report, Cochran Airport is responsible for repairing pavements where existing conditions pose a hazard to safe operations.

Note that these recommendations are based upon a broad network level analysis and are meant to provide the Airport with an indication of the type of pavement-related work required during the next 5 years. Further engineering investigation will need to be performed to identify exactly which repair action is most appropriate and to more accurately estimate the cost of such work. In addition, the cost estimates provided were based on a statewide policy and each airport should adjust the maintenance policies and unit costs to match its own approach to pavement maintenance and to reflect local costs.

Table 3. 5-year program under an unlimited funding analysis scenario.

Branch¹	Section	Year	Type of Repair²	Estimated Cost³
A01CH	10	2008	Rejuvenator	\$6,370
R523CH	10	2008	Major M&R	\$162,833
TACH	10	2008	Major M&R	\$3,255
A01CH	10	2012	Preventive Maintenance	\$1,873

¹See Figure 5 for the location of the branch.

²Major Rehabilitation: overlay, mill and overlay, reconstruction, and so on;

Localized Maintenance: crack sealing, patching, joint resealing, and so on;

Global Maintenance: surface treatments, rejuvenators, and so on.

³Cost estimates based on broad statewide policy and should be adjusted to reflect local costs.

SUMMARY

This report documents the results of the pavement evaluation conducted at Cochran Airport. During a visual inspection of the pavements in 2007, it was found that the overall condition of the pavement network is a PCI of 87. A 5- year pavement repair program was generated for the Airport, which revealed that approximately \$174,331 needs to be expended on the pavement system in order to maintain and improve its condition.

APPENDIX A

CAUSE OF DISTRESS TABLES

Table A-1. Cause of pavement distress, asphalt-surfaced pavements.

Distress Type	Probable Cause of Distress	Feasible Maintenance Strategies
Alligator Cracking	Fatigue failure of the asphalt concrete surface under repeated traffic loading	If localized, partial- or full-depth asphalt patch. If extensive, major rehabilitation needed.
Bleeding	Excessive amounts of asphalt cement or tars in the mix and/or low air void content	Spread heated sand, roll, and sweep. Another option is to plane excess asphalt. Or, remove and replace.
Block Cracking	Shrinkage of the asphalt concrete and daily temperature cycling; it is not load associated	At low severity levels, crack seal and/or surface treatment. At higher severities, consider overlay.
Corrugation	Traffic action combined with an unstable pavement layer	If localized, mill. If extensive, remove and replace.
Depression	Settlement of the foundation soil or can be "built up" during construction	Patch.
Jet Blast	Bituminous binder has been burned or carbonized	Patch.
Joint Reflection	Movement of the concrete slab beneath the asphalt concrete surface because of thermal and moisture changes	At low and medium severities, crack seal. At higher severities, especially if extensive, consider overlay.
Longitudinal and Transverse Cracking	Cracks may be caused by 1) poorly constructed paving lane joint, 2) shrinkage of the AC surface due to low temperatures or hardening of the asphalt, or 3) reflective crack caused by cracks in an underlying PCC ¹ slab	At low and medium severity levels, crack seal. At higher severities, especially if extensive, consider overlay options.
Oil Spillage	Deterioration or softening of the pavement surface caused by the spilling of oil, fuel, or other solvents	Patch.
Patching	N/A	Replace patch if deteriorated.
Polished Aggregate	Repeated traffic applications	Aggregate seal coat is one option. Could also groove or mill. Overlay is another option.
Raveling and Weathering	Asphalt binder may have hardened significantly	Patch if isolated. If low-severity, consider surface treatment if extensive. At medium and high severity levels, consider major rehabilitation if extensive.
Rutting	Usually caused by consolidation or lateral movement of the materials due to traffic loads	Patch medium and high severity levels if localized. If extensive, consider major rehabilitation.
Shoving	Where PCC pavements adjoin flexible pavements, PCC "growth" may shove the asphalt pavement	Mill and patch as needed.
Slippage Cracking	Low strength surface mix or poor bond between the surface and next layer of pavement structure	Partial- or full-depth patch.
Swelling	Usually caused by frost action or by swelling soil	Patch if localized. Major rehabilitation if extensive.

Table A-2. Cause of pavement distress, portland cement concrete pavements.

Distress Type	Probable Cause of Distress	Feasible Maintenance Strategies
Blow-Up	Incompressibles in joints	Partial- or full-depth patch. Slab replacement.
Corner Break	Load repetition combined with loss of support and curling stresses	Seal cracks at low severity. Full-depth patch.
Cracks	Combination of load repetition, curling stresses, and shrinkage stresses	Seal cracks. At high severity, may need full-depth patch or slab replacement.
Durability Cracking	Concrete's inability to withstand environmental factors such as freeze-thaw cycles	Full-depth patch if present on small amount of slab. At higher severity levels, once it has appeared on most of slab, slab replacement.
Joint Seal Damage	Stripping of joint sealant, extrusion of joint sealant, weed growth, hardening of the filler (oxidation, loss of bond to the slab edges, or absence of sealant in joint)	Replace joint seal.
Patching (Small and Large)	N/A	Replace patches if deteriorated.
Popouts	Freeze-thaw action in combination with expansive aggregates	Monitor.
Pumping	Poor drainage, poor joint sealant	Seal cracks and joints. Underseal is an option if voids have developed. Establish good drainage.
Scaling	Overfinishing of concrete, deicing salts, improper construction, freeze-thaw cycles, poor aggregate, and alkali-silica reactivity	At low severity levels, do nothing. At medium and high severity levels, partial-depth patches or slab replacement.
Settlement	Upheaval or consolidation	At higher severity levels, leveling patch or grind to restore smooth ride.
Shattered Slab	Load repetition	Replace slab.
Shrinkage	Setting and curing of the concrete	Monitor.
Spalling (Joint and Corner)	Excessive stresses at the joint caused by infiltration of incompressible materials or traffic loads; weak concrete at joint combined with traffic loads	Partial-depth patch.

APPENDIX B

PHOTOGRAPHS



A01CH-10. Overview.



R523CH-10. Overview.



R523CH-10. Overview (new construction).



TACH-10. Overview.

APPENDIX C

INSPECTION REPORT

Re-inspection Report

GA2007

Report Generated Date: 1/8/2008

Site Name:

Network: COCHRAN Name: COCHRAN AIRPORT

Branch: A01CH Name: APRON 01 Use: APRON Area: 42,468.00SqFt

Section: 10 of 1 From: ENTRANCE ROAD To: TAXIWAY A Last Const.: 6/30/2001

Surface: AAC Family: 2007GAAACAPRON12 Zone: Category: Rank: P

Area: 42,468.00SqFt Length: 250.00Ft Width: 180.00Ft

Shoulder: Street Type: Grade: 0.00 Lanes: 0

Section Comments:

Last Insp. Date: 5/23/2007 Total Samples: 9 Surveyed: 4

Conditions: PCI:88.00 |

Inspection Comments:

Sample Number: 01 Type: R Area: 4,200.00SqFt PCI = 82

Sample Comments:

48 LONGITUDINAL/TRANSVERSE CRACKING L 275.07 Ft Comments:

Sample Number: 03 Type: R Area: 5,400.00SqFt PCI = 86

Sample Comments:

48 LONGITUDINAL/TRANSVERSE CRACKING L 262.07 Ft Comments:

Sample Number: 05 Type: R Area: 4,950.00SqFt PCI = 91

Sample Comments:

48 LONGITUDINAL/TRANSVERSE CRACKING L 126.03 Ft Comments:

Sample Number: 07 Type: R Area: 3,600.00SqFt PCI = 94

Sample Comments:

48 LONGITUDINAL/TRANSVERSE CRACKING L 55.01 Ft Comments:

Re-inspection Report

GA2007

Report Generated Date: 1/8/2008

Site Name:

Network: COCHRAN Name: COCHRAN AIRPORT

Branch: R1028CH Name: RUNWAY 10-28 Use: RUNWAY Area: 371,811.00SqFt

Section: 10 of 1 From: 10-END To: 28-END Last Const.: 7/4/2007
Surface: AC Family: 2007GAACRWYGA70 Zone: Category: Rank: P
Area: 371,811.00SqFt Length: 4,400.00Ft Width: 75.00Ft
Shoulder: Street Type: Grade: 0.00 Lanes: 0
Section Comments:

Last Insp. Date: 7/5/2007 Total Samples: 69 Surveyed: 7

Conditions: PCI:100.00 |

Inspection Comments:

Sample Number: 03 Type: R Area: 5,625.00SqFt PCI = 100

Sample Comments:
<NO DISTRESSES>

Sample Number: 11 Type: R Area: 5,625.00SqFt PCI = 100

Sample Comments:
<NO DISTRESSES>

Sample Number: 19 Type: R Area: 5,625.00SqFt PCI = 100

Sample Comments:
<NO DISTRESSES>

Sample Number: 27 Type: R Area: 5,625.00SqFt PCI = 100

Sample Comments:
<NO DISTRESSES>

Sample Number: 35 Type: R Area: 5,625.00SqFt PCI = 100

Sample Comments:
<NO DISTRESSES>

Sample Number: 43 Type: R Area: 5,625.00SqFt PCI = 100

Sample Comments:
<NO DISTRESSES>

Sample Number: 51 Type: R Area: 5,625.00SqFt PCI = 100

Sample Comments:
<NO DISTRESSES>

Re-inspection Report

GA2007

Report Generated Date: 1/8/2008

Site Name:

Network: COCHRAN Name: COCHRAN AIRPORT

Branch: R523CH Name: RUNWAY 5/23 Use: RUNWAY Area: 140,908.00SqFt

Section: 10 of 1 From: 05 APPROACH To: 23 APPROACH Last Const.: 6/1/1987

Surface: AAC Family: Zone: Category: Rank: P

Area: 140,908.00SqFt Length: 3,202.00Ft Width: 50.00Ft

Shoulder: Street Type: Grade: 0.00 Lanes: 0

Section Comments: Needs area adjustment after new

Last Insp. Date: 5/23/2007 Total Samples: 28 Surveyed: 5

Conditions: PCI:49.00 |

Inspection Comments:

Sample Number: 02 Type: R Area: 5,000.00SqFt PCI = 52

Sample Comments:

56 SWELLING	L	40.00	SqFt	Comments:
48 LONGITUDINAL/TRANSVERSE CRACKING	M	470.12	Ft	Comments:sealed
48 LONGITUDINAL/TRANSVERSE CRACKING	M	160.04	Ft	Comments:us
48 LONGITUDINAL/TRANSVERSE CRACKING	L	120.03	Ft	Comments:us

Sample Number: 07 Type: R Area: 5,000.00SqFt PCI = 53

Sample Comments:

48 LONGITUDINAL/TRANSVERSE CRACKING	M	300.08	Ft	Comments:us
56 SWELLING	L	45.00	SqFt	Comments:
48 LONGITUDINAL/TRANSVERSE CRACKING	L	321.08	Ft	Comments:us
48 LONGITUDINAL/TRANSVERSE CRACKING	M	300.08	Ft	Comments:sealed

Sample Number: 12 Type: R Area: 5,000.00SqFt PCI = 45

Sample Comments:

43 BLOCK CRACKING	M	1,249.99	SqFt	Comments:10x10 sealed
48 LONGITUDINAL/TRANSVERSE CRACKING	L	240.06	Ft	Comments:us
48 LONGITUDINAL/TRANSVERSE CRACKING	M	410.10	Ft	Comments:sealed
48 LONGITUDINAL/TRANSVERSE CRACKING	M	121.03	Ft	Comments:us
56 SWELLING	L	20.00	SqFt	Comments:

Sample Number: 17 Type: R Area: 5,000.00SqFt PCI = 47

Sample Comments:

56 SWELLING	L	120.00	SqFt	Comments:
48 LONGITUDINAL/TRANSVERSE CRACKING	M	503.13	Ft	Comments:sealed
48 LONGITUDINAL/TRANSVERSE CRACKING	M	210.05	Ft	Comments:us
48 LONGITUDINAL/TRANSVERSE CRACKING	L	300.16	Ft	Comments:us

Sample Number: 18 Type: R Area: 5,000.00SqFt PCI = 48

Sample Comments:

56 SWELLING	L	80.00	SqFt	Comments:
48 LONGITUDINAL/TRANSVERSE CRACKING	M	500.13	Ft	Comments:sealed
48 LONGITUDINAL/TRANSVERSE CRACKING	M	200.05	Ft	Comments:us
48 LONGITUDINAL/TRANSVERSE CRACKING	L	300.08	Ft	Comments:us

Re-inspection Report

GA2007

Report Generated Date: 1/8/2008

Site Name:

Network: COCHRAN Name: COCHRAN AIRPORT

Branch: TACH Name: TAXIWAY A Use: TAXIWAY Area: 2,817.00SqFt

Section: 10 of 1 From: RUNWAY 5/23 To: APRON Last Const.: 6/1/1999

Surface: AAC Family: 2007GAAACTWYGASOUTH Zone: Category: Rank: P

Area: 2,817.00SqFt Length: 71.00Ft Width: 30.00Ft

Shoulder: Street Type: Grade: 0.00 Lanes: 0

Section Comments:

Last Insp. Date: 5/23/2007 Total Samples: 1 Surveyed: 1

Conditions: PCI:55.00 |

Inspection Comments:

Sample Number: 01 Type: R Area: 3,592.00SqFt PCI = 55

Sample Comments:

48 LONGITUDINAL/TRANSVERSE CRACKING M 330.08 Ft Comments:sealed

48 LONGITUDINAL/TRANSVERSE CRACKING M 105.03 Ft Comments:us

48 LONGITUDINAL/TRANSVERSE CRACKING L 84.02 Ft Comments:us

Re-inspection Report

GA2007

Report Generated Date: 1/8/2008

Site Name:

Network: COCHRAN Name: COCHRAN AIRPORT

Branch: TBCH Name: TAXIWAY B Use: TAXIWAY Area: 27,151.00SqFt

Section: 10 of 1 From: R523CH-10 To: R1028CH-10 Last Const.: 7/4/2007

Surface: AC Family: 2007GAACTWYGA Zone: Category: Rank: P

Area: 27,151.00SqFt Length: 665.00Ft Width: 40.00Ft

Shoulder: Street Type: Grade: 0.00 Lanes: 0

Section Comments:

Last Insp. Date: 7/5/2007 Total Samples: 5 Surveyed: 4

Conditions: PCI:100.00 |

Inspection Comments:

Sample Number: 02 Type: R Area: 5,000.00SqFt PCI = 100

Sample Comments:

<NO DISTRESSES>

Sample Number: 03 Type: R Area: 5,000.00SqFt PCI = 100

Sample Comments:

<NO DISTRESSES>

Sample Number: 04 Type: R Area: 5,000.00SqFt PCI = 100

Sample Comments:

<NO DISTRESSES>

Sample Number: 05 Type: R Area: 5,000.00SqFt PCI = 100

Sample Comments:

<NO DISTRESSES>

APPENDIX D

MAINTENANCE POLICIES AND UNIT COSTS

Table D-1. Localized maintenance policy, asphalt-surfaced pavements.

Distress Type	Severity Level	Maintenance Action
Alligator Cracking	Low	Monitor
	Medium	Patch
	High	Patch
Bleeding	N/A	Monitor
Block Cracking	Low	Monitor
	Medium	Crack Seal
	High	Crack Seal
Corrugation	Low	Monitor
	Medium	Patch
	High	Patch
Depression	Low	Monitor
	Medium	Patch
	High	Patch
Jet Blast	N/A	Patch
Joint Reflection Cracking	Low	Monitor
	Medium	Crack Seal
	High	Crack Seal
Longitudinal and Transverse Cracking	Low	Monitor
	Medium	Crack Seal
	High	Crack Seal
Oil Spillage	N/A	AC Patch
Patching	Low	Monitor
	Medium	Monitor
	High	Patch
Polished Aggregate	N/A	Monitor
Raveling and Weathering	Low	Monitor
	Medium	Patch
	High	Patch
Rutting	Low	Monitor
	Medium	Patch
	High	Patch
Shoving	Low	Monitor
	Medium	Patch
	High	Patch
Slippage Cracking	N/A	Patch
Swelling	Low	Monitor
	Medium	Patch
	High	Patch

Table D-2. Localized maintenance policy, portland cement concrete pavements.

Distress Type	Severity Level	Maintenance Action
Blow-Up	Low	Slab Replacement
	Medium	Slab Replacement
	High	Slab Replacement
Corner Break	Low	Crack Seal
	Medium	Patch
	High	Patch
Cracks	Low	Crack Seal
	Medium	Crack Seal
	High	Crack Seal
Durability Cracking	Low	Monitor
	Medium	Slab Replacement
	High	Slab Replacement
Joint Seal Damage	Low	Monitor
	Medium	Joint Seal
	High	Joint Seal
Patching	Low	Monitor
	Medium	Patch
	High	Patch
Popouts	N/A	Monitor
Pumping	N/A	Monitor
Scaling	Low	Monitor
	Medium	Slab Replacement
	High	Slab Replacement
Settlement	Low	Monitor
	Medium	Monitor
	High	Grinding
Shattered Slab	Low	Crack Seal
	Medium	Slab Replacement
	High	Slab Replacement
Shrinkage	N/A	Monitor
Spalling (Joint and Corner)	Low	Monitor
	Medium	Patch
	High	Patch

Table D-3. Unit costs for localized maintenance actions, general aviation airports.

Maintenance Action	Unit Cost		
	Metro	North	South
AC Patching	\$3.15/sf	\$2.76/sf	\$2.72/sf
Crack Sealing – AC	\$1.13/lf	\$0.85/lf	\$0.85/lf
Crack Sealing – PCC	\$3.90/lf	\$3.25/lf	\$3.25/lf
Joint Sealing – PCC	\$3.30/lf	\$2.75/lf	\$2.75/lf
PCC Partial Depth Patch	\$10.86/sf	\$10.86/sf	\$10.86/sf
PCC Full Depth Patch	\$36.67/sf	\$36.67/sf	\$36.67/sf
Slab Replacement	\$36.67/sf	\$36.67/sf	\$36.67/sf
Grinding	\$0.36/sf	\$0.36/sf	\$0.36/sf

Table D-4. Unit costs for localized maintenance actions, commercial service airports.

Maintenance Action	Unit Cost
AC Patching	\$3.15/sf
Crack Sealing – AC	\$3.90/lf
Crack Sealing – PCC	\$3.90/lf
Joint Sealing – PCC	\$3.30/lf
PCC Partial Depth Patch	\$10.86/sf
PCC Full Depth Patch	\$36.67/sf
Slab Replacement	\$36.67/sf
Grinding	\$0.36/sf

Table D-5. Unit costs for global maintenance actions, general aviation airports.

Maintenance Action	Unit Cost		
	Metro	North	South
Single Surface Treatment	\$0.47/sf	\$0.17/sf	\$0.18/sf
Pavement Rejuvenator	\$0.15/sf	\$0.15/sf	\$0.15/sf

Table D-6. Unit costs for global maintenance actions, commercial service airports.

Maintenance Action	Unit Cost
Single Surface Treatment	\$0.74/sf
Pavement Rejuvenator	\$0.16/sf

Table D-7. Major rehabilitation unit costs based on PCI ranges for asphalt-surfaced pavements.

General Aviation	PCI Range							
	0 – 29	30 – 39	40 – 49	50 – 59	60 – 69	70 – 79	80 – 89	> 89
Metro	\$4.78/sf	\$4.78/sf	\$1.65/sf	\$1.65/sf	\$1.65/sf	\$1.65/sf	\$1.65/sf	\$1.65/sf
North	\$4.21/sf	\$4.21/sf	\$1.17/sf	\$1.17/sf	\$1.17/sf	\$1.17/sf	\$1.17/sf	\$1.17/sf
South	\$4.27/sf	\$4.27/sf	\$1.08/sf	\$1.08/sf	\$1.08/sf	\$1.08/sf	\$1.08/sf	\$1.08/sf
Commercial Service	\$5.19/sf	\$5.19/sf	\$1.31/sf	\$1.31/sf	\$1.31/sf	\$1.31/sf	\$1.31/sf	\$1.31/sf

Table D-8. Major rehabilitation unit costs based on PCI ranges for PCC-surfaced pavements.

General Aviation	PCI Range							
	0 – 29	30 – 39	40 – 49	50 – 59	60 – 69	70 – 79	80 – 89	> 89
Metro	\$12.95/sf	\$12.95/sf	\$1.65/sf	\$1.65/sf	\$1.65/sf	\$1.65/sf	\$1.65/sf	\$1.65/sf
North	\$12.83/sf	\$12.83/sf	\$1.17/sf	\$1.17/sf	\$1.17/sf	\$1.17/sf	\$1.17/sf	\$1.17/sf
South	\$12.89/sf	\$12.89/sf	\$1.08/sf	\$1.08/sf	\$1.08/sf	\$1.08/sf	\$1.08/sf	\$1.08/sf
Commercial Service	\$12.95/sf	\$12.95/sf	\$1.31/sf	\$1.31/sf	\$1.31/sf	\$1.31/sf	\$1.31/sf	\$1.31/sf

APPENDIX E

YEAR 2008 MAINTENANCE PLAN ORGANIZED BY SECTION

Table E-1. 2008 maintenance plan organized by section.

No preventive maintenance was scheduled for 2008.

APPENDIX F

YEAR 2008 MAINTENANCE PLAN ORGANIZED BY REPAIR TYPE

Table F-1. 2008 maintenance plan organized by repair type.

No preventive maintenance was scheduled for 2008.

APPENDIX G

FAA AC 150/5380-6B



For more information contact:

Georgia Department of Transportation
Aviation Programs
West Annex Building
276 Memorial Drive SW
Atlanta, GA 30303

(404)651-9201
www.dot.state.ga.us

Prepared by:

